

TECHNICAL MANUAL

**DIRECT SUPPORT AND GENERAL SUPPORT
MAINTENANCE REPAIR PARTS AND SPECIAL TOOLS LISTS**

FOR

**SHELTER SYSTEM, COLLECTIVE PROTECTION,
CHEMICAL-BIOLOGICAL:
INFLATABLE, TRAILER-TRANSPORTED, M51
(NSN 4240-00-854-4144)**

**HEADQUARTERS, DEPARTMENT OF THE ARMY
NOVEMBER 1975**

CHANGE

No. 3

HEADQUARTERS
DEPARTMENT OF THE ARMY
WASHINGTON, DC, 23 May 1990

TECHNICAL MANUAL
DIRECT SUPPORT AND GENERAL SUPPORT
MAINTENANCE REPAIR PARTS AND SPECIAL TOOLS LISTS
FOR
SHELTER SYSTEM COLLECTIVE PROTECTION, CHEMICAL-BIOLOGICAL:
INFLATABLE TRAILER-TRANSPORTED, M51

TM 3-4240-264-34P, 1 November 1975, is changed as follows:

1. The purpose of this change is to update guidance for disposal, handling, and storage of filters.
2. New or changed material in Section II is indicated by an action change code as specified in paragraph 4d, Section I.
3. Remove old pages and insert new pages as follows:

Remove Pages

11 and 12

Insert Pages

11 and 12

4. File this transmittal sheet in front of the publication for reference purposes.

By Order of the Secretary of the Army:

CARL E. VUONO
General, United States Army
Chief of Staff

Official:

WILLIAM J. MEEHAN II
Brigadier General, United States Army
The Adjutant General

Distribution:

To be distributed in accordance with DA Form 12-28 (block 139), maintenance requirements for TM 3-4240-264-34P.

CHANGE }
 No. 2 }

HEADQUARTERS
 DEPARTMENT OF THE ARMY
 WASHINGTON, DC, 28 October 1981

**Direct Support and General Support
 Maintenance Repair Parts and Special Tools Lists
 For
 SHELTER SYSTEM, COLLECTIVE PROTECTION, CHEMICAL-BIOLOGICAL:
 INFLATABLE TRAILER-TRANSPORTED, M51
 (NSN 4240-00-854-4144)**

Current as of March 1981

TM 3-4240-264-34P, 1 November 1975, is changed as follows:

1. This change is required for replacement of the aluminum fuel tank with a steel tank.
2. New or changed material in Section II is indicated by an action change code as specified in paragraph 4d, Section I.
3. Remove old pages and insert new pages as indicated below.

<i>Remove Pages</i>	<i>Insert Pages</i>
i through iii	i through iii
1-3	1-3
39 and 40	39 and 40
43 through 48.1	43 through 48.1 and 48.2
63 through 68.1	63 through 68.1
71 through 90	71 through 90
93 through 120	93 through 120
159 and 160	159 through 160.1
177 and 178	177 and 178

4. File this change sheet in front of the publication for reference purposes.

By Order of the Secretary of the Army:

Official:

ROBERT M. JOYCE
Brigadier General, United States Army
The Adjutant General

E. C. MEYER
General, United States Army
Chief of Staff

DISTRIBUTION:

To be distributed in accordance with DA Form 12-28, Direct and General Support maintenance requirements for Field and Shelters.

CHANGE }
 No. 1 }

HEADQUARTERS
 DEPARTMENT OF THE ARMY
 WASHINGTON, DC, 3 May 1977

**Direct Support and General Support
 Maintenance Repair Parts and Special Tools Lists
 For
 SHELTER SYSTEM, COLLECTIVE PROTECTION, CHEMICAL-BIOLOGICAL:
 INFLATABLE, TRAILER-TRANSPORTED, M51
 (NSN 4240-00-854-4144)**

Current as of 31 December 1976

TM 3-4240-264-34P, 1 November 1975, is changed as follows:

1. Remove old pages and insert new pages as indicated below.
2. New or changed material in Section I is indicated by a vertical bar in the margin of the page.
3. New or changed material in Section II is indicated by an action code as specified in paragraph 4, Section I.

<i>Remove Pages</i>	<i>Insert Pages</i>
1 and ii	i and ii
1-3	1-3
5 through 12	5 through 12.1
17 through 48	17 through 48.1
51 through 54	51 through 54
63 and 64	63 and 64
67 and 68	67 through 68.1
71 through 90	71 through 90
93 through 114	93 through 114
119 and 120	119 and 120
125 through 128	125 through 128
131 and 132	131 and 132
141 and 142	141 and 142
147 and 148	147 and 148
151 and 152	151 and 152
155 through 160	155 through 160
167 and 168	167 and 168
179 and 180	179 and 180

4. File this change sheet in front of the publication for reference purposes.

By Order of the Secretary of the Army:

BERNARD W. ROGERS
General, United States Army
Chief of Staff

Official:

PAUL T. SMITH

Major General, United States Army
The Adjutant General

Distribution:

To be distributed in accordance with DA Form 12-28, Direct/General Support maintenance requirements for Field and Shelters, Collective Protection Equipment.



**DIRECT SUPPORT AND GENERAL SUPPORT
MAINTENANCE REPAIR PARTS AND SPECIAL TOOLS LISTS
FOR
SHELTER SYSTEM, COLLECTIVE PROTECTION, CHEMICAL-BIOLOGICAL:
INFLATABLE, TRAILER-TRANSPORTED, M51
(NSN 4240-00-854-4144)**

Current as of July 1975

REPORTING ERRORS AND RECOMMENDING IMPROVEMENTS

You can help improve this manual. If you find any mistakes or if you know of a way to improve the procedures, please let us know. Mail your letter, DA Form 2028 (Recommended Changes to Publications and Blank Forms), or DA Form 2028-2 located in the back of this manual direct to: Commander, US Army Armament Materiel Readiness Command, ATTN: DRSAR-MAS-C, Aberdeen Proving Ground, MD 21010.

A reply will be furnished to you.

Table of Contents

	Page	Illus Figure
SECTION I. INTRODUCTION	1-1	
II. REPAIR PARTS LIST	1	
GROUP 0100 Trailer cover and shelter case	1	1
0200 Inflatable shelter and entrance	1	
02011 Inflatable shelter	1	2
02021 Inflatable entrance	2	3
0203 Exterior frame and door assembly	3	4
0204 Control (switch) box	4	5
02051 Interior frame and door assembly	5	6
0206 Distribution box	6	7
0300 Removable trailer components	7	
0301 Tailgate extension	7	8
0302 Support rack and arch supports	8	9
0303 Air duct assemblies and retainers	10	10
0304 Entrance gas-particulate filter unit	12	11
0305 Entrance vaneaxial fan	13	12
0306 Evacuation fan assembly	13	13
0307 Box and sound attenuating plenums	15	14
0308 Evacuation manifold assembly	15	15
0309 Tool box and contents	15	16, 17
0310 Cable and light assemblies	16	18, 19
0311 Gage assembly	17	20
0312 Auxiliary control-indicator	18	21
0313 Arctic blanket and shelter system accessories	20	22
0400 Filter and utilities unit (M68)	20	
0401 Trailer racks, covers, and tool pouches	20	23, 24
0402 Arctic blanket distribution box	23	25
0403 Access covers and power supply	24	26
0404 Battery, fire extinguisher, decontaminating apparatus, and trailer receptacle	26	27
0405 Strap assemblies	27	28
0406 Main control-indicator	28	29,30
0407 Fuel lines and pump	32	31

	Page	Illus Figure
GROUP 0400 0408 Refrigeration tubing assembly	33	32, 33, 34
continued 0409 Electrical wiring	39	35
0410 Gas-particulate filter assembly.	41	36
0411 Air ducts, valving, and related components	42	37
0412 Fuelsystem andrelated parts	44	38, 39
0413 Space beater andmounting hardware	48	40, 41
0414 Evaporator coil	49	42
0415 Air recirculation gas and particulate filters	49	43
0416 Evaporator vaneaxial fan.	50	44
0417 Temperature and pressure switches.	51	45
0418 Evacuation control unit enclosures	51	46, 47
0419 Engine components, engine, and pallet	53	48, 49, 50
0420 Refrigerant compressor.	56	51
0421 Centrifugal blower	57	52, 53
0422 Generator	60	54, 55
0423 Soundproof enclosure.	62	56
0424 Voltage regulator	63	57
0425 Fanand condenser assembly.	64	58, 59
0426 Modified cargo trailer body....	66	60
0427 Repair kit	66	61
GROUP 0500 Bulkmaterial	67	
SECTION III. SPECIAL TOOLS LISTS	69	62
IV. NSN, PART NO. INDEX.	71	

LIST OF ILLUSTRATIONS

<i>Figure No.</i>	<i>Title</i>	
1	Trailer cover and shelter case	120
2	Inflatable shelter	121
3	Inflatable entrance	122
4 ①	Exterior frame anddoor assembly (sheet 1 of 2)	123
4 ②	Exterior frame anddoor assembly (sheet 2of2).	124
5	Control (switch) box	125
6	Interior frame and door assembly	126
7	Distribution box	127
8	Tailgate extension	128
9	Support rack and arch supports	129
10	Air duct assemblies and retainers	130
11	Entrance gas-particulate filter unit	131
12	Entrance vaneaxial fan	132
13	Evacuation fan assembly	133
14	Boxandsound attenuating plenums	134
15	Evacuation manifold assembly	135
16	Tool box and contents	136
17	Tool box contents,	137
18	Cable and light assembly	138
19	Extension light assembly	139
20	Gage assembly	140
21	Auxiliary control-indicator	141
22	Arctic blanket and shelter system accessories	142
23 @	Right trailer rackand covers (sheet 1 of 2).	143
23 @	Right trailer rack and covers (sheet 2 of 2).	144
24	Left trailer rack and tool pouches.	145
25	Arctic blanket distribution box...	146
26	Access covers and power supply.	147
27	Battery, fire extinguisher, and trailer receptacle	148
28	Strap assemblies	149
29	Main control-indicator (front view)..	150
30	Main control-indicator (rear view)..	151
31	Fuel lines and pump	152
32	Refrigeration tubing assembly	153
33	Refrigeration tubing assembly (cent)..	154

<i>Figure No.</i>	<i>Title</i>	<i>Page</i>
34	Refrigeration tubing assembly (cent)	155
35	Electrical wiring	156
36	Gas-particulate filter assembly	157
37	Air ducts, valving, and related components	158
38 ①	Fuel tank installation (sheet 1 of 2).	159
38 ②	Fuel tank installation (sheet 2 of 2)	160
39	Fuel gage	160.1
40	Space heater and mounting hardware	161
41	Space heater assembly	162
42	Evaporator coil	163
43	Air recirculation gas and particulate filters	164
44	Evaporator vaneaxial fan.	165
45	Temperature and pressure switches	166
46	Outlet enclosure	167
47	Inlet enclosure	168
48	Engine airintake, throttle, and exhaust	169
49	Engine controls and drain	170
50	Engine, drive components, and pallet	171
51	Refrigerant compressor	172
52	Centrifugal blower, plenum and mounting plate	173
53	Centrifugal blower (exploded view).	174
54	Generator and mounting hardware	175
55	Generator (exploded view)	176
56	Soundproof enclosure.	177
57	Voltage regulator	178
58	Fan and condenser assembly.	179
59	Condenser tubeaxial fan	180
60	Modified cargo trailer body	181
61	Repair kit	182
62 ①	Special tools (sheet 1 of 2)	183
62 ②	Special tools (sheet 2 of 2)	184

assembly. A "V" appearing in this column in lieu of a quantity indicates that no specific quantity is applicable, (e. g., shims, spacers, etc).

4. Special Information

a. Detailed manufacturing instructions for items source coded to be manufactured or fabricated are found in TM 3-4240-264-12 and TM 3-4240-264-34. Bulk materials required to manufacture items are listed in the Bulk Material Group of this manual.

b. Detailed assembly instructions for items source coded to be assembled are found in TM 3-4240-264-12 and TM 3-4240-264-34. Assembly components are listed immediately following the item to be assembled.

d. Action change codes indicated in the left-hand margin of the listing page denote the following

- N**— Indicates an added item.
- C**— Indicates a change in data.
- R**— Indicates a change in NSN only.

e. The following publications pertain to the M51 Shelter System and its components

- TM 3-4240-264-12 Operator's and Organizational Maintenance Manual
- TM 3-4240-264-20P Organizational Maintenance Repair Parts and Special Tools Lists Manual
- TM 3-4240-264-34 Direct Support and General Support Maintenance Manual

5. How to Locate Repair Parts

a. *When National Stock Number or Part Number is Unknown:*

(1) *First.* Using the table of contents, determine the functional group or subgroup within which /the repair part belongs. This is necessary since illustrations are prepared for functional groups and subgroups, and listings are divided into the same groups.

(2) *Second.* Find the illustration covering the functional group or subgroup to which the repair part belongs.

(3) *Third.* Identify the repair part on the illustration and note the illustration figure and item number of the repair part.

(4) *Fourth.* Using the Repair Parts Listing, find the figure and item number noted on the illustration.

b. *When National Stock Number or Part Number is Known:*

(1) *First.* Using the Index of National Stock Numbers and Part Numbers, find the pertinent National stock number or part number. This index is in ascending NSN sequence followed by a list of part numbers in ascending alphameric sequence, cross-referenced to the illustration figure number and item number.

(2) *Second.* After finding the figure and item number, locate the figure and item number in the repair part list.

6. Abbreviations

<i>A</i>	<i>Explanation</i>
AMP	— Ampere
AWG	— American wire gage
C-B	— Chemical-Biological
CRES	— Corrosion resistant steel
ECU	— Evacuation control unit
EXT	— External
GP	— Gas-particulate
HP	— Horsepower
INT	— Internal
MFD	— Manufactured
MM	— Millimeter
MOD	— Modified
MTG	— Mounting
NOM	— Nominal
NPTF	— National pipe thread female
NPTM	— National pipe thread male
PG	— Package
PSI	— Pounds per square inch
RFI	— Radio frequency interference
RO	— Roll
SE	— Set
SH	— Sheet
SL	— Spool
SQ	— Square
SX	— Stick
THD	— Thread
THK	— Thick
TU	— Tube
UF	— Microfarad
V	— Volt
W	— Width

7. Recommendations for Maintenance Publications Improvements

Deleted.

SECTION II. REPAIR PARTS LIST

(1) ILLUS FIG NO.	(2) ITEM NO.	(3) SMR CODE	(3) NATIONAL STOCK NUMBER (NSN)	(4) PART NUMBER	(5) FSCM	(6) DESCRIPTION	USABLE ON CODE	(7) U/M	(8) QTY INC IN UNIT
GROUP: 0100 TRAILER COVER AND SHELTER CASE									
1	1	PACOF	4240-00-180-5263	E5-19-6567	81361	COVER, TRAILER, CONTOURED		EA	1
1	2	PACOF	4240-00-831-8040	E5-19-5231	81361	CASE, INFLATABLE SHELTER		EA	1
1	3	PAOZZ	5325-00-231-6586	MS20230BS4	96906	GROMMET, METALLIC		EA	4
1	4	XBOZZ		C5-19-5054	81361	BAR ASSEMBLY, TRANSPORT		EA	2
1	5	XAOZZ		B5-19-5038	81361	TUBE, ALUMINUM		EA	2
1	6	XAOZZ		C5-19-5034	81361	EXTENSION, HANDLE		EA	4
GROUP: 0200 INFLATABLE SHELTER AND ENTRANCE									
SUBGROUP: 0201 INFLATABLE SHELTER									
2	1	PACOF	4240-00-152-1304	E5-19-5178	81361	SHELTER, INFLATABLE, C-B SHELTER SYSTEM		EA	1
2	2	PACZZ	4240-00-497-5255	C5-19-6551	81361	CAP ASSEMBLY, AIR DUCT		EA	1
2	3	PACZZ	5305-00-989-7434	MS35207-263	96906	SCREW, MACHINE: NO. 10-32UNF-2A, 1/2 IN. LG		EA	16
2	4	PACZZ	5310-00-934-9751	MS35650-302	96906	NUT, PLAIN, HEXAGON: NO. 10-32UNF-2B		EA	16
2	5	PACZZ	5310-00-576-5752	MS35333-39	96906	WASHER, LOCK: NO. 10 NOM SIZE		EA	32
2	6	PACZZ	4240-00-762-1173	D5-19-4875	81361	PLATE, MOUNTING, AIR DUCT		EA	2
2	7	XBCZZ		D5-19-4876-1	81361	RING, REINFORCING		EA	2
2	8	PACOF	4720-00-922-0010	E5-19-5234	81361	HOSE, AIR DUCT		EA	1
2	9	PAFZZ	4240-00-497-5235	C5-19-5207	81361	COVER ASSEMBLY, EVACUATION OUTLET		EA	8
2	10	PACZZ	5340-00-409-6837	MLV91003	98625	COUPLING, CLAMP, GROOVED		EA	8
2	11	MOCZZ		E5-19-5178-21	81361	GUY LINE: 10 FT 4 IN. LG MFD FROM NSN 4020-00-201-5632		EA	4
2	12	MOCZZ		E5-19-5178-19	91361	ANCHOR LINE: 6 FT 6 IN. LG MFD FROM NSN 4020-00-201-5632		EA	10
2	13	PACOF	4240-00-831-8028	E5-19-5185	81361	WALL SECTION, REMOVABLE		EA	1
2	14	XAFZZ		C5-19-5187	81361	CONNECTOR ASSEMBLY, INFLATION		EA	1
2	15	PAOZZ	4730-00-908-6292	MS35842-14	96906	CLAMP, HOSE: 2-9/16 IN. TO 3-1/2 IN. DIA RANGE		EA	1
2	16	PAOZZ	4240-00-003-8312	BSP4-407-18	13214	EXHAUST FITTING, MALE		EA	1

SECTION II. REPAIR PARTS LIST

(1) ILLUS FIG NO.	(2) ITEM NO.	(3) SMR CODE	(3) NATIONAL STOCK NUMBER (NSN)	(4) PART NUMBER	(5) FSCM	(6) DESCRIPTION	(7) U/M	(8) QTY INC IN UNIT
2	17	PBCZZ	4240-00-831-8194	E5-19-5246	81361	ZIPPER TRANSITION ASSEMBLY SUBGROUP: 0202 INFLATABLE ENTRANCE	EA	1
3	-	PACOF	4240-00-152-1306	E5-19-5250	81361	ENTRANCE, INFLATABLE, C-B SHELTER SYSTEM	EA	1
3	1	PAOZZ	5305-00-989-7434	MS35207-263	96906	SCREW, MACHINE: NO. 10-32UNF-2A, 1/2 IN. LG	EA	12
3	2	PAOZZ	5310-00-934-9751	MS35650-302	96906	NUT, PLAIN, HEXAGON: NO. 10-32UNF- 2B	EA	12
3	3	PAOZZ	5310-00-576-5752	MS35333-39	96906	WASHER, LOCK: NO. 10 NOM SIZE	EA	24
3	4	PAOZZ	4240-00-688-9752	D5-19-4882	81361	PLATE, MOUNTING, AIR DUCT	EA	1
3	5	XBOZZ		D5-19-4884	81361	RING, REINFORCING	EA	1
3	6	PAOZZ	4240-00-688-9728	D5-19-4881	81361	PLATE, MOUNTING, AIR DUCT AND CONNECTOR	EA	1
3	7	XBOZZ		D5-19-4883	81361	RING, REINFORCING-CONNECTOR MOUNTING	EA	1
3	8	PAOZZ	5305-00-984-4976	MS35206-219	96906	SCREW, MACHINE: NO. 4-40UNC-2A, 3/4 IN. LG	EA	4
3	9	PAOZZ	5310-00-088-0551	MS21044N04	96906	NUT, SELF-LOCKING, HEXAGON: NO. 4-40UNC-3B	EA	4
3	10	PAOZZ	5310-00-951-4679	MS27183-3	96906	WASHER, FLAT: 0.125 IN. ID, 0.250 IN. OD, 0.022 IN. THK	EA	4
3	11	PAOZZ	5935-00-137-4879	MS25043-28D	96906	COVER, ELECTRICAL CONNECTOR	EA	2
3	12	PAOZZ	5935-00-603-0036	TBF18-4PS	71468	ADAPTER, CONNECTOR	EA	1
3	13	MOCZZ		E5-19-5250-14	81361	ANCHOR LINE: 6 FT 6 IN. LG MFD FROM NSN 4020-00-201-5632	EA	4
3	14	PAFZZ	4240-00-689-0102	D5-19-5212	81361	PATCH ASSEMBLY, ANCHOR	EA	4
3	15	PAFZZ	4240-00-497-5235	C5-19-5207	81361	COVER ASSEMBLY, EVACUATION OUTLET	EA	2
3	16	PAOZZ	5340-00-409-6837	MLV91003	98625	COUPLING, CLAMP, GROOVED	EA	2
3	17	PAOZZ	4730-00-908-6292	MS35842-14	96906	CLAMP, HOSE: 2-9/16 IN. TO 3-1/2 IN. DIA RANGE	EA	1
3	18	PAOZZ	4240-00-003-8312	BSP4-407-18	13214	EXHAUST FITTING, MALE	EA	1
3	19	MOCZZ		E5-19-5250-15	81361	GUY LINE: 10 FT 4 IN. LG MFD FROM NSN 4020-00-201-5632	EA	2

SAREA FORM 96 REPLACES SAREA-DE FORM 10-1, 1 MAY 74, WHICH IS OBSOLETE
1 DEC 74

SECTION II. REPAIR PARTS LIST

(1) ILLUS FIG NO.	(2) ITEM NO.	(3) SMR CODE	(3) NATIONAL STOCK NUMBER (NSN)	(4) PART NUMBER	(5) FSCM	(6) DESCRIPTION	(7) U/M	(8) QTY INC IN UNIT
USABLE ON CODE								
SUBGROUP: 0203 EXTERIOR FRAME AND DOOR ASSEMBLY								
4	1	PAOZZ	5305-00-989-7434	MS35207-263	96906	SCREW, MACHINE: NO. 10-32UNF-2A, 1/2 IN. LG	EA	149
4	2	PAOZZ	5310-00-934-9751	MS35650-302	96906	NUT, PLAIN, HEXAGON: NO. 10-32UNF- 28	EA	151
4	3	PAOZZ	5310-00-576-5752	MS35333-39	96906	WASHER, LOCK: NO. 10-NOM SIZE	EA	303
4	4	XBOZZ		C5-19-5050	81361	RETAINER, ZIPPER	EA	1
4	5	XBFZZ		E5-19-5259	81361	FRAME, FABRIC RETAINER	EA	1
4	6	PAFZZ	4240-00-831-8217	E5-19-5249	81361	DOOR ZIPPER ASSEMBLY	EA	1
4	7	XBOZZ		C5-19-4822	81361	TROUGH, EAVE, METAL	EA	1
4	8	XBFZZ		D5-19-5020	81361	FRAME AND DOOR ASSEMBLY, ENTRANCE	EA	1
4	9	XBOZZ		BN4-294	30327	NUT, PLAIN, HEXAGON: 1/2-24NS-2B	EA	1
4	10	PAOZZ	5310-00-194-1483	MS35333-44	96906	WASHER, LOCK: 1/2 IN. NOM SIZE	EA	1
4	11	PAOZZ	5310-00-809-5998	MS27183-18	96906	WASHER, FLAT: 0.531 IN. ID, 1.062 IN. OD, 0.095 IN. THK	EA	1
4	12	XBOZZ		B5-19-4957	81361	COUPLING HALF, QUICK DISCONNECT	EA	1
4	13	PAOZZ	5305-00-984-7341	MS35191-273	96906	SCREW, MACHINE: NO. 10-32UNF-2A, 5/8 IN. LG	EA	22
4	14	MOOZZ		B5-19-4835	81361	GASKET: SWITCH BOX MFD FROM NSN 9320-00-781-1908	EA	1
4	15	PAOZZ	5305-00-984-7342	MS35191-274	96906	SCREW, MACHINE: NO. 10.32UNF-2A, 3/4 IN. LG	EA	18
4	16	PAOZZ	5310-00-877-5797	MS21044N3	96906	NUT, SELF-LOCKING, HEXAGON: NO. 10-32UNF-3B	EA	18
4	17	PAOZZ	5310-00-809-8546	MS27183-8	96906	WASHER, FLAT: 0.219 IN. ID, 0.438 IN. OD, 0.049 IN. THK	EA	18
4	18	XBOZZ		C5-19-5263	81361	SPACER, PLATE	EA	6
4	19	PAOZZ	4240-00-003-5199	E5-19-4996	81361	DOOR, ACCESS: METAL, SWINGING, RIGHT	EA	1
4	20	PAOZZ	5305-00-006-8155	10-32X1TN TYPES	45722	THUMBSCREW: NO. 10-32UNF-2A, 1 IN. LG	EA	1
4	21	XBOZZ		B5-19-5005	81361	VALVE, BUTTERFLY	EA	1
4	22	PAOZZ	5305-00-989-7435	MS35207-264	96906	SCREW, MACHINE: NO. 10-32UNF-2A, 5/8 IN. LG	EA	2

SAREA FORM 96 REPLACES SAREA-DE FORM 10-1, 1 MAY 74, WHICH IS OBSOLETE.
1 DEC 74

SECTION II. REPAIR PARTS LIST

(1) ILLUS FIG NO.	(2) ITEM NO.	(3) SMR CODE	(3) NATIONAL STOCK NUMBER (NSN)	(4) PART NUMBER	(5) FSCM	(6) DESCRIPTION	(7) U/M	(8) QTY INC IN UNIT
							USABLE ON CODE	
4	23	XBOZZ		C5-19-4847-2	81361	STRIP, SUPPORT	EA	1
4	24	MOOZZ		B5-19-5010	81361	DAMPER, FLAP: MFD FROM NSN 9320-00-781-1908	EA	1
4	25	XBOZZ		3005	97125	HINGE, SPRING-LOADED	EA	6
4	26	MOOZZ		E5-19-4996-15	81361	GASKET: MFD, FROM NSN 9320-00-092-5019	EA	6
4	27	PAOZZ	4240-00-003-5198	E5-19-4980	81361	DOOR, ACCESS: METAL, SWINGING, LEFT	EA	1
4	28	PAOZZ	5305-00-993-2458	MS35207-286	96906	SCREW, MACHINE:K 1/4-28UNF-2A, 1-3/4 IN. LG	EA	2
4	29	PAOZZ	5310-00-877-5796	MS21044N4	96906	NUT, SELF-LOCKING, HEXAGON: 1/4-28UNG-3B	EA	2
4	30	PAOZZ	5310-00-809-4058	MS27183-10	96906	WASHER, FLAT: 0.281 IN. ID, 0.625 IN. OD, 0.065 IN. THK	EA	2
4	31	PAOZZ	5310-00-889-2528	MS45904-68	96906	WASHER, LOCK: 0.267 IN. OD, 0.760 IN. OD, 0.040 IN. THK	EA	2
4	32	MOOZZ		C5-19-4952	81361	CORD ASSEMBLY, RETAINING: DOOR HANDLE MFD FROM NSN 4240-00-201-5632	EA	1
4	33	MOOZZ		C5-19-4952-3	81361	COLLAR, RETAINING, CORD ASSEMBLY: MFD FROM NSN 4710-00-277-5529	EA	2
4	34	PAOZZ	5305-00-993-1851	MS35207-267	96906	SCREW, MACHINE: NO. 10-32UNF-2A, 1 IN. LG	EA	2
4	35	XBOZZ		C5-19-4847-1	81361	SUPPORT, STRIP	EA	1
4	36	XBOZZ		C5-19-5107	81361	CUTRAIN, WINDOW	EA	1
4	37	MOOZZ		D5-19-5020-1	81361	GASKET: MFD FROM NSN 9320-00-092-5019 SUBGROUP: 0204 CONTROL (SWITCH) BOX	EA	2
5	-	PBOFF	4240-00-831-8155	D5-19-4841	81361	CONTROL BOX, PURGE	EA	1
5	1	PAOZZ	5305-00-984-7341	MS35191-273	96906	SCREW, MACHINE: NO. 10-32UNF-3A, 5/8 IN. LG	EA	4
5	2	XBOZZ		C5-19-4831	81361	COVER, ACCESS	EA	1
5	3	MOOZZ		C5-19-4831-2	81361	GASKET: ACCESS COVER MFD FROM NSN 9320-00-092-5062	EA	1
5	4	PAOZZ	5305-00-889-2997	MS35206-215	96906	SCREW, MACHINE: NO. 4-40UNC-2A, 3/8 IN. LG	EA	4

SAREA FORM 96 REPLACES SAREA-DE FORM 10-1, 1 MAY 74, WHICH IS OBSOLETE.
1 DEC 74

SECTION II. REPAIR PARTS LIST

(1) ILLUS FIG NO.	(2) ITEM NO.	(3) SMR CODE	(3) NATIONAL STOCK NUMBER (NSN)	(4) PART NUMBER	(5) FSCM	(6) DESCRIPTION	(7) U/M	(8) QTY INC IN UNIT
							USABLE ON CODE	
5	5	PAOZZ	5310-00-951-4679	MS27183-3	96906	WASHER FLAT: 0.125 IN. ID, 0.250 IN. OD, 0.022 IN, THK	EA	4
5	6	PAOZZ	5310-00-088-0551	MS21044N04	96906	NUT, SELF-LOCKING, HEXAGON: NO. 4-40UNC-3B	EA	4
5	7	PAFZZ	5935-00-682-0568	MS3102R16S8P	96906	CONNECTOR, RECEPTACLE, ELECTRICAL	EA	1
5	8	PAOZZ	5935-00-137-4671	MS25043-16D	96906	COVER, ELECTRICAL CONNECTOR	EA	1
5	9	PAFZZ	6210-00-939-7609	MS25041-4-327	96906	LIGHT, INDICATOR: YELLOW	EA	1
5	10	PACZZ	6240-00-155-7836	MS25237-327	96906	LAMP, INCANDESCENT: 28 VOLT, 0.04 AMP, MIDGET FLANGE BASE	EA	2
5	11	PAFZZ	6210-00-950-6868	MS25041-2-327	96906	LIGHT, INDICATOR: RED	EA	
5	12	PAFZZ	5940-00-283-5280	MS25036-106	96906	TERMINAL, LUG: CRIMP STYLE	EA	3
5	13	PAOZZ	5930-00-728-4328	MS25306-222	96906	SWITCH, TOGGLE	EA	1
5	14	PAOZZ	5930-00-615-6731	MS25224-1	96906	GUARD, SWITCH	EA	1
C	5	PAFZZ	5930-01-031-6370	65122	02005	SWITCH, PUSH	EA	1
5	16	XAFZZ		D5-19-4997	81361	ENCLOSURE, SWITCH	EA	1
5	17	MFFZZ		D5-19-4841-14	81361	WIRE, ELECTRICAL: MFD FROM NSN 6145-00-578-6605	FT	V
N	5	MFFZZ		D5-19-4841-22	81361	INSULATION SLEEVING, ELECTRICAL: 3/16 IN. NOM ID, MFD FROM NSN 5970-00-954-1622 SUBGROUP: 0205 INTERIOR FRAME AND DOOR ASSEMBLY	IN	V
6	-	XBFZZ		E5-19-4936	81361	FRAME AND DOOR ASSEMBLY, ENTRANCE: INTERIOR	EA	1
6	1	PAOZZ	5305-00-914-3820	MS51975-12	96906	SCREW, SHOULDER: 1/4-20UNC-3A, 1-1/4 IN. SHOULDER LG	EA	4
6	2	PAOZZ	5310-00-088-1251	MS51922-1	96906	NUT, SELF-LOCKING, HEXAGON: 1/4-20UNC-2B	EA	4
6	3	PAOZZ	5310-00-823-8804	MS27183-9	96906	WASHER, FLAT: 0.250 IN. ID, 0.562 IN. OD, 0.065 IN. THK	EA	4
6	4	XBOZZ		LC045G7	84830	SPRING: 0.480 IN. OD, 1-1/2 IN. LG	EA	4
6	5	PAOZZ	5355-00-935-3827	CL3HK2T	99862	KNOB: 5/16-18UNB THD SIZE, 1-3/4 IN. LG	EA	12
6	6	PAOZZ	5310-00-984-3806	MS51922-9	96906	NUT, SELF-LOCKING, HEXAGON: 5/16-18UNC-2B	EA	12

SAREA FORM 96 REPLACES SAREA-DE FORM 10-1, 1 MAY 74, WHICH IS OBSOLETE.
1 DEC 74

CHANGE 1

5

SECTION II. REPAIR PARTS LIST

(1) ILLUS FIG NO.	(2) ITEM NO.	(3) SMR CODE	(3) NATIONAL STOCK NUMBER (NSN)	(4) PART NUMBER	(5) FSCM	(6) DESCRIPTION	(7) U/M	(8) QTY INC IN UNIT
N	6	6.1	PAOZZ 5310-00-625-5756	MS15795-812	96906	WASHER, FLAT: CRES, 0.344 IN. ID, 0.688 IN. OD, 0.065 IN. THK	EA	12
	6	7	XBOZZ	D5-19-5157	81361	FRAME, SEAL RETAINING	EA	1
	6	8	XAFZZ	E5-19-4922	81361	FRAME, DOOR, METAL	EA	1
	6	9	PAOZZ 5305-00-984-7341	MS35191-273	96906	SCREW, MACHINE: NO. 10-32UNF-2A, 5/8 IN. LG	EA	4
	6	10	MOOZZ	B5-19-4998	81361	GASKET: DISTRIBUTION BOX MFD FROM NSN 9320-00-262-2274 SUBGROUP: 0206 DISTRIBUTION BOX	EA	1
	7	-	PBOFF 6110-00-171-2214	D5-19-4807	81361	DISTRIBUTION BOX	EA	1
	7	1	PAOZZ 5305-00-989-7434	MS35207-263	96906	SCREW, MACHINE: NO. 10-32UNF-2A, 1/2 IN. LG.	EA	6
	7	2	PAOZZ 5310-00-823-8804	MS27183-9	96906	WASHER, FLAT: 0.250 IN. ID, 0.562 IN. OD, 0.065 IN. THK	EA	6
	7	3	PAOZZ 5305-00-889-2999	MS35206-217	96906	SCREW, MACHINE: NO. 4-4OUNC-2A, 1/2 IN. LG	EA	12
	7	4	PAOZZ 5310-00-088-0551	MS21044N04	96906	NUT, SELF-LOCKING, HEXAGON: NO. 4-4OUNC-3B	EA	14
	7	5	PAOZZ 5310-00-951-4679	MS27183-3	96906	WASHER, FLAT: 0.125 IN. ID, 0.250 IN. OD, 0.022 IN. THK	EA	14
	7	6	PAFZZ 5935-00-801-6621	MS3102R20-27S	96906	CONNECTOR, RECPTACLE, ELECTRICAL	EA	1
	7	7	PAOZZ 5935-00-221-8620	MS25043-20D	696906	COVER, ELECTRICAL CONNECTOR	EA	2
	7	8	PAFZZ 6210-00-553-1076	MS25041-7	96906	LIGHT, INDICATOR: GREEN	EA	1
	7	9	PACZZ 6240-00-155-7836	MS25237-327	96906	LAMP, INCANDESCENT: 28 VOLT, 0.04 AMP, MIDGET FLANGE BASE	EA	2
	7	10	XAFZZ	C5-19-4794	81361	COVER, DISTRIBUTION BOX	EA	1
	7	11	MFFZZ	C5-19-4794-2	81361	GASKET: MFD FROM NSN 9320-00-092-5019	EA	1
	7	12	PAFZZ 5305-00-889-2997	MS35206-215	96906	SCREW, MACHINE: NO. 4-4OUNC-2A, 3/8 IN. LG	EA	2
	7	13	PAFZZ 5940-00-060-8064	11	89020	TERMINAL, ELECTRICAL	EA	2
C	7	14	PAFZZ 5940-00-060-8054	130	89020	TERMINAL, ELECTRICAL	EA	1
C	7	15	PAFZZ 5940-00-060-8057	125	89020	TERMINAL JUNCTION BLOCK, SECTIONAL	EA	3

SAREA FORM 96 REPLACES SAREA-DE FORM 10-1, 1 MAY 74, WHICH IS OBSOLETE.
1 DEC 74

CHANGE 1

6

SECTION II. REPAIR PARTS LIST

(1) ILLUS FIG NO.	(2) ITEM NO.	(3) SMR CODE	(3) NATIONAL STOCK NUMBER (NSN)	(4) PART NUMBER	(5) FSCM	(6) DESCRIPTION	(7) U/M	(8) QTY INC IN UNIT
							USABLE ON CODE	
7	16	PAFZZ	5940-00-060-8063	12	89020	TERMINAL, QUICK DISCONNECT	EA	1
7	17	PAFZZ	5940-00-009-8753	10	89020	LINK, TERMINAL CONNECTING	EA	1
7	18	PAFZZ	5935-00-800-2824	MS3102R14S2SC	96906	CONNECTOR, RECEPTACLE, ELECTRICAL	EA	1
7	19	PAOZZ	5935-00-137-4669	MS25043-14D	96906	COVER, ELECTRICAL CONNECTOR	EA	1
7	20	PAFZZ	5935-00-807-8920	MS3102R20-27P	96906	CONNECTOR, RECEPTACLE, ELECTRICAL	EA	1
7	21	PAFZZ	6210-00-950-6868	MS25041-2-327	96906	LIGHT, INDICATOR: RED	EA	1
7	22	XAFZZ		D5-19-4985	81361	ENCLOSURE, DISTRIBUTION BOX	EA	1
7	23	MFFZZ		D5-19-4807-21	81361	WIRE, ELCTRICAL: MFD FROM NSN 6145-00-578-6605	FT	V
N 7	24	MFFZZ		D5-19-4807-28	81361	INSULATION SLEEVING, ELECTRICAL: 3/16 IN. NOM ID, MFD FROM NSN 5970-00-954-1622 GROUP: 0300 REMOVABLE TRAILER COMPONENTS SUBGROUP: 0301 TAILGATE EXTENSION	IN	V
8	-	PACFF	4240-00-777-3439	E5-19-5132	81361	TAILGATE EXTENSION	EA	1
8	1	PAOZZ	5310-00-950-0039	MS21044N6	96906	NUT, SELF-LOCKING, HEXAGON: 3/8-24UNF-3B	EA	2
8	2	PAOZZ	5305-00-269-2809	MS90276-66	96906	SCREW, CAP, HEXAGON HEAD: 3/8-24UNF-2A, 2 IN. LG	EA	2
8	3	PAOZZ	5310-00-080-6004	MS27183-14	96906	WASHER, FLAT: 0.406 IN, ID, 0.812 IN. OD, 0.065 IN. THK	EA	2
8	4	PAOZZ	4240-00-008-7217	E5-19-5205-70	81361	STRAP, WEBBING: TIE DOWN	EA	2
8	5	PAOZZ	5310-00-087-4652	MS51922-17	96906	NUT, SELF-LOCKING, HEXAGON: 3/8-16UNC-2B	EA	6
8	6	PAOZZ	5310-00-087-7493	MS27183-13	96906	WASHER, FLAT: 0.375 IN, ID, 0.875 IN. OD, 0.083 IN. THK	EA	6
8	7	PAOZZ	5305-00-880-9634	MS51975-31	96906	SCREW, SHOULDER: 3/8-16UNC-3A, 1-1/2 IN. SHOULDER LG	EA	4
8	8	XBOZZ		C5-19-5256	81361	HANDLE, BAIL	EA	2
8	9	PAOZZ	5305-00-978-9397	MS16997-103	96906	SCREW, CAP, SOCKET HEAD: 3/8-16UNC-3A, 2 IN. LG	EA	2
8	10	PAOZZ	4240-00-497-5246	C5-19-5258	81361	CLAMPING BRACKET ASSEMBLY	EA	2

SAREA FORM 96 REPLACES SAREA-DE FORM 10-1, 1 MAY 74, WHICH IS OBSOLETE.
1 DEC 74

SECTION II. REPAIR PARTS LIST

(1) ILLUS FIG NO.	(2) ITEM NO.	(3) SMR CODE	(3) NATIONAL STOCK NUMBER (NSN)	(4) PART NUMBER	(5) FSCM	(6) DESCRIPTION	(7) U/M	(8) QTY INC IN UNIT
							USABLE ON CODE	
8	11	PAOZZ	5305-00-989-7434	MS35207-263	96906	SCREW, MACHINE: NO. 10-32UNF-2A, 1/2 IN. LG	EA	2
8	12	PAOZZ	5310-00-061-7326	MS21045-3	96906	NUT, SELF-LOCKING, HEXAGON: NO. 10-32UNF-3B	EA	2
8	13	PAOZZ	5310-00-809-8546	MS27183-8	96906	WASHER, FLAT: 0.219 IN. ID, 0.438 IN. OD, 0.049 IN. THK	EA	2
8	14	PAOZZ	5340-00-152-0108	1723B2	39428	CLIP, SPRING	EA	2
8	15	XAOZZ		E5-19-5255	81361	FRAME, EXTENSION	EA	1
R 8	16	PAOZZ	5320-00-865-8994	SD44BS	61957	RIVET, BLIND: 1/8 IN. DIA, 1/4 IN. GRIP LG	EA	4
8	17	PAOZZ	5310-00-983-8483	MS27183-5	96906	WASHER, FLAT: 0.156 IN. ID, 0.312 IN. OD, 0.035 IN. THK	EA	4
8	18	MOOZZ		E5-19-5255-18	81361	CHAIN, WELDLESS: 7 IN. LG MFD FROM NSN 4010-00-781-3129	EA	4
C 8	19	PAOZZ	5340-01-011-7158	CL6ABPL2	99862	PIN, QUICK RELEASE	EA	2
8	20	PAOZZ	5340-00-052-2242	MS17985-415	96906	PIN, QUICK RELEASE	EA	2
						SUBGROUP: 0302 SUPPORT RACK AND ARCH SUPPORTS		
9	-	PACFF	4240-00-762-1177	E5-19-4777	81361	RACK, SUPPORT, INFLATABLE ENTRANCE	EA	1
9	1	PAOZZ	5305-00-225-3840	MS90725-7	96906	SCREW, CAP, HEXAGON HEAD: 1/4-20UNC-2A, 7/8 IN. LG	EA	28
9	2	PAOZZ	5310-00-582-5965	MS35338-44	96906	WASHER, LOCK: 1/4 IN. NOM SIZE	EA	20
9	3	PAOZZ	5310-00-809-4058	MS27183-10	96906	WASHER, FLAT: 0.281 IN. ID, 0.625 IN. OD, 0.065 IN. THK	EA	32
9	4	PAOZZ	5305-00-068-0502	MS90725-6	96906	SCREW, CAP, HEXAGON HEAD: 1/4-20UNC-2A, 3/4 IN. LG	EA	4
9	5	PAOZZ	5310-00-088-1251	MS51922-1	96906	NUT, SELF-LOCKING, HEXAGON: 1/4-20UNC-2B	EA	12
9	6	PAOZZ	4240-00-037-4733	E5-19-5205-90	81361	STRAP, WEBBING: TIE DOWN	EA	2
9	7	PAOZZ	4240-00-028-9580	E5-19-5205-40	81361	STRAP, WEBBING: TIE DOWN	EA	2
9	8	PAOZZ	4240-00-162-1943	E5-19-5205- 100	81361	STRAP, WEBBING: TIE DOWN	EA	4
9	9	PACZZ	4730-00-908-6294	MS35842-16	96906	CLAMP, HOSE: 4-1/8 IN. TO 7 IN. DIA RANGE	EA	6

SAREA FORM 96 REPLACES SAREA-DE FORM 10-1, 1 MAY 74, WHICH IS OBSOLETE.
1 DEC 74

CHANGE 1

8

SECTION II. REPAIR PARTS LIST

(1) ILLUS FIG NO.	(2) ITEM NO.	(3) SMR CODE NATIONAL STOCK NUMBER (NSN)	(4) PART NUMBER	(5) FSCM	(6) DESCRIPTION	(7) U/M	(8) QTY INC IN UNIT
						USABLE ON CODE	
9	10	XBCZZ	D5-19-5241	81361	ARCH SUPPORT ASSEMBLY	EA	6
9	11	PAOZZ	5305-00-253-5627	MS21318-48	96906 SCREW, DRIVE: NO. 10, 5/8 IN. LG	EA	9
9	12	PAOZZ	5310-00-823-8804	MS27183-9	96906 WASHER, FLAT: 0.250 IN. ID, 0.562 IN. OD, 0.065 IN. THK	EA	9
9	13	PAOZZ	4240-00-489-5133	B5-19-5243	81361 PIN ASSEMBLY	EA	9
9	14	XBCZZ		B5-19-5242	81361 TUBING, ARCH SUPPORT	EA	3
9	15	XBCZZ		C5-19-5232	81361 TUBING, ARCH SUPPORT	EA	3
9	16	PAOZZ	5305-00-934-0053	MS51975-13	96906 SCREW, SHOULDER: 1/4-20UNC-3A, 1-1/2 IN. SHOULDER LG	EA	4
9	17	XBOZZ		C5-19-4780-20	81361 FRAME, SUPPORT	EA	1
9	18	XBOZZ		C5-19-4780-10	81361 FRAME, SUPPORT	EA	1
9	19	PAOZZ	5305-00-415-2148	MS51975-24	96906 SCREW, SHOULDER: 5/16-18UNC-3A, 2-1/4 IN. SHOULDER LG	EA	4
9	20	PAOZZ	5310-00-984-3806	MS51922-9	96906 NUT, SELF-LOCKING, HEXAGON: 5/16-18UNC-2B	EA	1
9	21	PAOZZ	5310-00-087-7493	MS27183-13	96906 WASHER, FLAT: 0.375 IN. ID, 0.875 IN. OD, 0.083 IN. THK	EA	4
9	22	PAOZZ	5310-00-081-4219	MS27183-12	96906 WASHER, FLAT: 0.344 IN. ID, 0.688 IN. OD, 0.065 IN. THK	EA	4
9	23	XBOZZ		C5-19-4781	81361 TUBE, SUPPORT	EA	4
9	24	PAOZZ	5320-00-063-3675	MS20600MP5W4	96906 RIVET, BLIND: 5/32 IN. NOM DIA, 1/4 IN. NOM GRIP LG	EA	8
9	25	PAOZZ	5340-00-680-4375	3	82240 CATCH, CLAMPING: SPRING- LAODED	EA	4
9	26	PAOZZ	5320-00-582-3496	MS20600AD5W4	96906 RIVET, BLIND: 5/32 IN. NOM DIA, 1/4 IN. NOM GRIP LG	EA	8
9	27	PAOZZ	5305-00-087-0260	MS9122-07	96906 SCREW, MACHINE: NO. 10-32UNF-2A, 3/4 IN. LG	EA	16
9	28	PAOZZ	5310-00-045-3296	MS35338-43	96906 WASHER, LOCK: NO. 10 NOM SIZE	EA	16
9	29	PAOZZ	5310-00-809-8546	MS27183-8	96906 WASHER, FLAT: 0.219 IN. ID, 0.438 IN. OD, 0.049 IN. THK	EA	16
9	30	XBOZZ		C5-19-4786- 10	81361 FRAME SUPPORT: LEFT	EA	1

SAREA FORM 96 REPLACES SAREA-DE FORM 10-1, 1 MAY 74, WHICH IS OBSOLETE.
1 DEC 74

SECTION II. REPAIR PARTS LIST

(1) ILLUS FIG NO.	(2) ITEM NO.	(3) SMR CODE	(3) NATIONAL STOCK NUMBER (NSN)	(4) PART NUMBER	(5) FSCM	(6) DESCRIPTION	(7) U/M	(8) QTY INC IN UNIT
9	31	XBOZZ		C5-19-4786-20	81361	FRAME SUPPORT: RIGHT	EA	1
9	32	PAOZZ	5306-00-225-8497	MS90725-32	96906	BOLT, MACHINE: 5/16-18UNC-2A, 3/4 IN. LG	EA	4
9	33	PAOZZ	5310-00-407-9566	MS35338-45	96906	WASHER, LOCK: 5/16 IN. NOM SIZE	EA	4
9	34	XBOZZ		C5-19-4824	81361	SHIELD	EA	4
9	35	PAOZZ	5320-00-850-3241	SD66BS	07707	RIVET, BLIND: 0.187 IN. DIA, 0.375 IN. GRIP LG	EA	16
9	36	PAOZZ	5325-00-056-2523	LINKLOCK2	82240	FASTENER	EA	12
9	37	XAOZZ		E5-19-4784	81361	RACK, SUPPORT	EA	1
9	38	PAOZZ	5320-00-117-6853	MS20470AD6-8	96906	RIVET, SOLID: 3/16 IN. DIA, 1/2 IN. LG	EA	52
9	39	PAFZZ	5340-00-194-6519	H980LS2R	98003	HANDLE, BAIL: STEEL, NEOPRENE GRIP, 4.630 IN. INSIDE LG SUBGROUP: 0303 AIR DUCT ASSEMBLIES AND RETAINERS	EA	8
10	1	AOOOO		D5-19-5060-100	81361	AIR DUCT ASSEMBLY: SHELTER, 12 IN. DIA, 6 FT 4-1/2 IN. LG	EA	1
10	2	PAOZZ	4730-00-908-6294	MS35842-16	96906	CLAMP, HOSE: 4-1/8 IN. TO 7 IN. DIA RANGE	EA	8
10	3	PAOZZ	4240-00-489-5135	C5-19-4944	81361	ADAPTER AND RETAINER ASSEMBLY, AIR DUCT	EA	2
10	4	PAOZZ	4240-00-497-5225	C5-19-4972-100	81361	ADAPTER, AIR DUCT	EA	2
10	5	PAOZZ	5340-00-009-0509	MLK91412	98625	COUPLING, CLAMP, GROOVED: 12 IN. NOM DIA	EA	4
10	6	PAOZZ	5310-00-877-5797	MS21044N3	96906	NUT, SELF-LOCKING, HEXAGON: NO. 10-32UNF-3B	EA	6
10	7	PAOZZ	5305-00-989-7435	MS35207-264	96906	SCREW, MACHINE: NO. 10-32UNF-2A, 5/8 IN. LG	EA	6
10	8	PAOZZ	5310-00-014-5850	MS27183-42	96906	WASHER, FLAT: 0.219 IN. ID, 0.500 IN. OD, 0.049 IN. THK	EA	6
10	9	XAOZZ		C5-19-4944 W/O HARDWARE	81361	TUBE AND FLANGE ASSEMBLY, RETAINING	EA	2

SAREA FORM 96 REPLACES SAREA-DE FORM 10-1, 1 MAY 74, WHICH IS OBSOLETE.
1 DEC 74

CHANGE 1

10

SECTION II. REPAIR PARTS LIST

(1) ILLUS FIG NO.	(2) ITEM NO.	(3) SMR CODE	(3) NATIONAL STOCK NUMBER (NSN)	(4) PART NUMBER	(5) FSCM	(6) DESCRIPTION	(7) U/M	(8) QTY INC IN UNIT
							USABLE ON CODE	
10	10	XAOZZ		C5-19-4972 W/O HARDWARE	81361	TUBE AND FLANGE ASSEMBLY	EA	2
10	11	PAOZZ	4720-00-004-2247	D5-19-5028-1	81361	HOSE, AIR DUCT: 12 IN. DIA, 6 FT LG	EA	1
10	12	AOOOO		D5-19-5060-101	81361	AIR DUCT ASSEMBLY: SHELTER, 12 IN. DIA, 8 FT 4-1/2 IN. LG	EA	1
10	13	PAOZZ	4720-00-140-9801	D5-19-5028-2	81361	HOSE, AIR DUCT: 12 IN. DIA, 8 FT LG	EA	1
10	14	AOOOO		D5-19-5056	81361	AIR DUCT ASSEMBLY: ENTRANCE, 8 IN. DIA, 14 FT LG	EA	1
10	15	PAOZZ	4730-00-908-6293	MS35842-15	96906	CLAMP. HOSE: 3-5/16 IN. TO 4-1/4 IN. DIA RANGE	EA	4
10	16	PAOZZ	4240-00-489-5132	C5-19-4940	81361	ADAPTER, RETAINER: AIR DUCT	EA	1
10	17	PAOZZ	4240-00-489-5146	C5-19-4968-100	81361	ADAPTER, AIR DUCT	EA	1
10	18	PAOZZ	5340-00-061-0503	MLK91411	98625	COUPLING, CLAMP, GROOVED: 8 IN. NOM DIA	EA	2
10	19	XAOZZ		C5-19-4940 W/O HARDWARE	81361	TUBE AND FLANGE ASSEMBLY, RETAINING	EA	1
10	20	XAOZZ		C5-19-4968 W/O HARDWARE	81361	TUBE AND FLANGE ASSEMBLY	EA	1
10	21	PAOZZ	4720-00-006-6086	C5-19-5104-1	81361	HOSE, AIR DUCT: 8 IN. ID, 10 FT. LG	EA	1
10	22	AOOOO		C5-19-5098	81361	HOSE ASSEMBLY, AIR DUCT: INFLATION HOSE, 10 FT LG	EA	1
10	23	PAOZZ	4730-00-909-8627	MS35842-13	96906	CLAMP, HOSE: 1-13/16 IN. TO 2-3/4 IN. DIA RANGE	EA	2
10	24	PAOZZ	4240-00-003-8312	BSP4-407-18	13214	EXHASUT FITTING, MALE	EA	2
10	25	PAOZZ	4720-00-116-9305	C5-19-4779-6	81361	HOSE, AIR DUCT: 2-1/2 IN. ID, 10 FT LG	EA	1
10	26	PAOZZ	4240-00-688-9831	D5-19-5158-20	81361	RETAINER AND CORE, DUCT STORAGE: 28 IN. LG	EA	1
10	27	PAOZZ	4240-00-688-9766	D5-19-5158-10	81361	RETAINER AND CORE, DUCT STORAGE: 51 IN. LG	EA	1
10	28	PAOZZ	4240-00-688-9950	D5-19-5158-30	81361	RETAINER AND CORE, DUCT STORAGE: 46 IN. LG	EA	1

SAREA FORM 96 REPLACES SAREA-DE FORM 10-1, 1 MAY 74, WHICH IS OBSOLETE.
1 DEC 74

CHANGE 1

11

SECTION II. REPAIR PARTS LIST

(1) ILLUS FIG NO.	(2) ITEM NO.	(3) SMR CODE	(3) NATIONAL STOCK NUMBER (NSN)	(4) PART NUMBER	(5) FSCM	(6) DESCRIPTION	(7) U/M	(8) QTY INC IN UNIT
USABLE ON CODE								
SUBGROUP: 0304 ENTRANCE GAS-PARTICULATE FILER UNIT								
C	11	-	PAOFA 4240-00-172-1805	E5-19-5009	81361	FILTER UNIT, GAS-PARTICULATE: ENTRANCE	EA	1
	11	1	PAOZZ 5305-00-914-3820	MS51975-12	96906	SCREW, SHOULDER: 1/4-20UNC-3A, 1-1/4 IN. SHOULDER LG	EA	4
	11	2	PAOZZ 5310-00-088-1251	MS51922-1	96906	NUT, SELF-LOCKING, HEXAGON: 1/4-20UNC-2B	EA	4
	11	3	PAOZZ 5310-00-081-4219	MS27183-12	96906	WASHER, FLAT: 0.344 IN. ID, 0.688 IN. OD, 0.065 IN. THK	EA	4
	11	4	PAOZZ 5310-00-809-4058	MS27183-10	96906	WASHER, FLAT: 0.281 IN. ID, 0.625 IN. OD, 0.065 IN. THK	EA	4
	11	5	XBOZZ	C5-19-4790	81361	HANDLE, BAIL	EA	2
	11	6	PAOZZ 5305-00-857-5867	MS9122-03	96906	SCREW, MACHINE: NO. 10-32UNF-3A, 1/2 IN. LG	EA	8
	11	7	PAOZZ 5310-00-809-8546	MS27183-8	96906	WASHER, FLAT: 0.219 IN. ID, 0.438 IN. OD, 0.049 IN. THK	EA	16
	11	8	MOOZZ	C5-19-4793	81361	GASKET: MFD FROM NSN 9320-00-092-5019	EA	2
	11	9	PAOZZ 4730-00-908-6293	MS35842-15	96906	CLAMP, HOSE: 3-5/16 IN. 4-1/4 IN. DIA RANGE	EA	4
	11	10	XBOZZ	C5-19-6548	81361	ADAPTER, FAN	EA	1
	11	11	PAOZZ 4240-00-489-5146	C5-19-4968-100	81361	ADAPTER, AIR DUCT	EA	1
	11	12	PAOZZ 5305-00-989-7434	MS35207-263	96906	SCREW, MACHINE: NO. 10-32UNF-2A, 1/2 IN. LG	EA	1
	11	13	PAOZZ 5310-00-877-5797	MS21044N3	96906	NUT, SELF-LOCKING, HEXAGON: NO. 10-32UNF-3B	EA	1
	11	14	PAOZZ 5310-00-014-5850	MS27183-42	96906	WASHER, FLAT: 0.219 IN. ID, 0.500 IN. OD, 0.049 IN. THK	EA	1
	11	15	PAOZZ 5340-00-061-0503	MLK91411	98625	COUPLING, CLAMP, GROOVED: 8 IN. NOM DIA	EA	1
	11	16	XAOZZ	C5-19-4968 W/O HARDWARE	81361	TUBE AND FLANGE ASSEMBLY	EA	1
	11	17	PAOZZ 4720-00-937-0846	C5-19-5104-2	81361	HOSE, AIR DUCT: 8 IN. ID, 18-1/2 IN. LG	EA	1
	11	18	PAFZZ 5305-00-087-0259	MS9122-05	96906	SCREW, MACHINE: NO. 10-32UNF-3A, 5/8 IN. LG	EA	7

SAREA FORM 96 REPLACES SAREA-DE FORM 10-1, 1 MAY 74, WHICH IS OBSOLETE.
1 DEC 74

SECTION II. REPAIR PARTS LIST

(1) ILLUS FIG NO.	(2) ITEM NO.	(3) SMR CODE	(3) NATIONAL STOCK NUMBER (NSN)	(4) PART NUMBER	(5) FSCM	(6) DESCRIPTION	(7) U/M	(8) QTY INC IN UNIT
N 11	18.1	PAFZZ	5305-00-087-0260	MS9122-07	96906	SCREW, MACHINE: NO. 10-32UNF-2A, 3/4 IN. LG	EA	1
N 11	18.2	PAFZZ	5340-00-997-2964	MS21322-36	96906	CLAMP, LOOP: 3/8 IN. NOM DIA, CUSHIONED	EA	1
11	19	XAFZZ		E5-19-4792	81361	PLENUM, INLET	EA	1
11	20	PAFZZ	5305-00-889-2997	MS35206-215	96906	SCREW, MACHINE: NO. 4-4OUNC-2A, 3/8 IN. LG	EA	4
11	21	PAFZZ	5310-00-934-9739	MS35649-242	96906	NUT, PLAIN, HEXAGON: NO. 4-4OUNC- 2B	EA	4
11	22	PAFZZ	5310-00-193-7577	MS35333-36	96906	WASHER, LOCK: NO. 4 NOM SIZE	EA	4
11	23	PAFZZ	5935-00-989-0884	MS3105-18	96906	DUMMY CONNECTOR, RECEPTACLE	EA	1
11	24	XBOZZ		294PB	30327	COUPLING, QUICK CONNECT: 1/4 IN. OD	EA	2
11	25	XAOZZ		E5-19-4787	81361	PLENUM, OUTLET	EA	1
11	26	PAOZZ	5320-00-165-8784	MS20426B6-5	96906	RIVET, SOLID: 3/16 IN. DIA, 5/16 IN. LG	EA	28
11	27	PAOZZ	5325-00-056-2523	LINKLOCK2	82240	FASTENER	EA	4
11	28	PAOZA	4240-00-152-1550	E5-19-5211-20	81361	FILTER, GAS	EA	1
11	29	PAOZA	4240-00-152-1544	C5-19-5209-20	81361	FILTER, PARTICULATE	EA	13

USABLE ON CODE

SECTION II. REPAIR PARTS LIST

(1) ILLUS FIG NO.	(2) ITEM NO.	(3) SMR CODE	(3) NATIONAL STOCK NUMBER (NSN)	(4) PART NUMBER	(5) FSCM	(6) DESCRIPTION	(7) U/M	(8) QTY INC IN UNIT
						SUBGROUP: 0305 ENTRANCE VANEAXIAL FAN		
12	-	AFFFF		D5-19-5106	81361	FAN, VANEAXIAL: ENTRANCE, MODIFIED	EA	1
12	1	PAFZZ	5935-00-542-8638	MS3106E18-4P	96906	CONNECTOR, PLUG, ELECTRICAL	EA	1
12	2	MFFZZ		D5-19-5106-1	81361	INSULATION SLEEVING, ELECTRICAL: MFD FROM NSN 5970-00-177-1547	FT	7
12	3	PAFZZ	5940-00-840-0139	MS25181-1	96906	SPLICE, CONDUCTOR	EA	3
12	4	MFFZZ		D5-19-5106-5	81361	WIRE, ELECTRICAL: MFD FROM NSN 6145-00-578-7518	FT	278
12	5	PAFZZ	5940-00-143-4780	MS25036-108	96906	TERMINAL, LUG: CRIMP STYLE	EA	1
12	6	PAFFF	4140-00-007-4578	D5-19-4879	81361	FAN, VANEAXIAL	EA	1
12	7	PAFZZ	5310-00-007-9900	903540-46	75477	NUT, SELF-LOCKING, PLATE: 5/16-18UNC-3B	EA	2
12	8	PAFZZ	5310-00-167-0820	AN960-516	88044	WASHER, FLAT: 5/16 IN. NOM SIZE	EA	2
12	9	XAFZZ		1386484-1	75477	IMPELLER, FAN	EA	1
12	10	MFFZZ		76857-8	75477	WIRE, SAFETY: MFD FROM NSN 9505-00-221-2650	FT	V
12	11	PAFZZ	5305-00-543-2752	MS35265-45	96906	SCREW, MACHINE: NO. 8-32UNC-2A, 1/2 IN. LG	EA	4
12	12	PAFZZ	5310-00-045-3299	MS35338-42	96906	WASHER, LOCK: NO. 8 NOM SIZE	EA	4
12	13	PAFZZ	5305-00-984-6201	MS35206-253	96906	SCREW, MACHINE: NO. 8-32UNC-2A, 2 IN. LG	EA	2
12	14	PAFZZ	5310-00-941-6019	MS21083N08	96906	NUT, SELF,LOCKING, HEXAGON: NO. 8-32UNC-3B	EA	2
12	15	XAFZZ		1386487-1	75477	VANE, DISCHARGE	EA	1
12	16	XAFZZ		1386485-1	75477	IMPELLER, FAN	EA	1
12	17	PAFZZ	6105-00-781-1084	500904-5160	09284	MOTOR, ALTERNATING CURRENT	EA	1
12	18	PAFZZ	5315-00-616-5513	MS35756-7	96906	KEY, WOODRUFF: 5/8 IN. CIRCLE DIA, NO. 4 KEY SIZE	EA	2
12	19	PAFZZ	5325-00-582-3601	MS35489-38	96906	GROMMET, RUBBER: 1/8 IN. GROOVE W, 9/16 IN GROOVE DIA, 5/16 IN. HOLE DIA	EA	1
						SUBGROUP 0306 EVACUATION FAN ASSEMBLY		
13	-	PACOO	4240-00-003-8311	E5-19-5264	81361	FAN ASSEMBLY, EVACUTAION	EA	1

SAREA FORM 96 REPLACES SAREA-DE FORM 10-1, 1 MAY 74, WHICH IS OBSOLETE.
1 DEC 74

SECTION II. REPAIR PARTS LIST

(1) ILLUS FIG NO.	(2) ITEM NO.	(3) SMR CODE	(3) NATIONAL STOCK NUMBER (NSN)	(4) PART NUMBER	(5) FSCM	(6) DESCRIPTION	(7) U/M	(8) QTY INC IN UNIT
							USABLE ON CODE	
13	1	XBOZZ		E5-19-5264-9	81361	SCREW, CAP, HEXAGON: 1/4-28UNF-2A, 5-1/2 IN. LG	EA	4
13	2	PAOZZ	5310-00-809-4058	MS27183-10	96906	WASHER, FLAT: 0.281 IN. ID, 0.625 IN. OD, 0.065 IN. THK	EA	4
13	3	XAOZZ		D5-19-5033	81361	COVER, FAN MOTOR	EA	1
13	4	PAOZZ	5305-00-889-3000	MS35206-230	96906	SCREW, MACHINE: NO. 6-32UNC-2A, 1/2 IN. LG	EA	2
13	5	PAOZZ	5310-00-045-4007	MS35338-41	96906	WASHER, LOCK: NO. 6 NOM DIA	EA	2
13	6	PAOZZ	5310-00-983-8483	MS27183-5	96906	WASHER, FLAT: 0.156 IN. ID, 0.312 IN. OD, 0.035 IN. THK	EA	2
13	7	XBOZZ		B5-19-5055-1	81361	SHIELD, SWITCH	EA	1
13	8	PAOZZ	5925-00-163-6547	JA1B3-20-2	74193	CIRCUIT BREAKER	EA	1
13	9	PAOZZ	4730-00-908-6292	MS35842-14	96906	CLAMP, HOSE: 2-9/16 IN. TO 3-1/2 IN. DIA RANGE	EA	1
13	10	AOOOO		C5-19-5229	81361	HOSE ASSEMBLY, NONMETALLIC	EA	1
13	11	PAOZZ	4730-00-909-8627	MS35842-13	96906	CLAMP, HOSE: 1-13/16 IN. TO 2-3/4 IN. DIA RANGE	EA	1
13	12	PAOZZ	4240-00-003-8312	BSP4-407-18	13214	EXHAUST FITTING, MALE	EA	1
13	13	PAOZZ	4240-00-006-0022	D5-19-5244-1	81361	HOSE, EVACUATION	EA	1
13	14	XAOZZ		C5-19-4964	81361	COVER, FAN INLET	EA	1
13	15	XAOZZ		C5-19-4855	81361	PLENUM, FAN INLET	EA	1
13	16	XAOZZ		C5-19-5037	81361	PLENUM, FAN OUTLET	EA	1
13	17	XAOZZ		D5-19-5133	81361	FAN, CENTRIFUGAL	EA	1
13	18	PAOZZ	5310-00-061-7326	MS21045-3	96906	NUT, SELF-LOCKING, HEXAGON: NO. 10-32UNF-3B	EA	1
13	19	PAOZZ	5340-00-943-6047	MS21322-37	96906	CLAMP, LOOP: 7/16 IN. NOM DIA, CUSHIONED	EA	1
13	20	PAOZZ	5305-00-989-7434	MS35207-263	96906	SCREW, MACHINE: NO. 10-32UNF-2A, 1/2 IN. LG	EA	1
13	21	PAOZZ	5310-00-809-8546	MS27183-8	96906	WASHER, FLAT: 0.219 IN. ID, 0.438 IN. OD, 0.049 IN. THK	EA	1
13	22	PAOZZ	5935-00-660-4411	MS25042-16C	96906	COVER, ELECTRICAL CONNECTOR	EA	1
13	23	PAOZZ	5935-00-415-3885	MS3106F16-11P	96906	CONNECTOR, PLUG, ELECTRICAL	EA	1

SAREA FORM 96 REPLACES SAREA-DE FORM 10-1, 1 MAY 74, WHICH IS OBSOLETE.
1 DEC 74

SECTION II. REPAIR PARTS LIST

(1) ILLUS FIG NO.	(2) ITEM NO.	(3) SMR CODE	(3) NATIONAL STOCK NUMBER (NSN)	(4) PART NUMBER	(5) FSCM	(6) DESCRIPTION	(7) U/M	(8) QTY INC IN UNIT
13	24	PAOZZ	5325-00-174-9008	MS35489-15	96906	GROMMET, RUBBER: 1/16 IN. GROOVE W, 1-1/4 IN. GROOVE DIA, 1/2 IN. HOLE DIA SUBGROUP: 0307 BOX AND SOUND ATTENUATING PLENUMS	EA	1
14	1	PACOO	4240-00-777-3437	E5-19-5063	81361	BOX, PLENUM	EA	1
14	2	PAOZZ	5320-00-754-0822	MS20470AD4-5	96906	RIVET, SOLID: 1/8 IN. DIA, 5/16 IN. LG	EA	8
14	3	PAOZZ	5340-00-680-4375	3	82240	CATCH, CLAMPING: SPRING-LOADED	EA	8
14	4	PACOO	4240-00-831-8027	E5-19-5154	81361	PLENUM, SOUND ATTENUATING	EA	1
14	5	PAOZZ	5320-00-117-6828	MS20470AD4-6	96906	RIVET, SOLID: 1/8 IN. DIA, 3/8 IN. LG SUBGROUP: 0308 EVACUATION MANIFOLD ASSEMBLY	EA	8
15	-	PACFF	4240-00-477-6729	E5-19-5228	81361	MANIFOLD ASSEMBLY, EVACUATION	EA	1
15	1	PAOZZ	4730-00-909-8627	MS35842-13	96906	CLAMP, HOSE: 1-13/16 IN. TO 2-3/4 IN. DIA RANGE	EA	5
15	2	PAOZZ	4240-00-003-8312	BSP4-407-18	13214	EXHAUST FITTING, MALE	EA	5
15	3	PAOZZ	5340-00-409-6837	MLV91003	98625	COUPLING, CLAMP, GROOVED	EA	1
15	4	XAOZZ		D5-19-5244-2	81361	HOSE, EVACUATION SUBGROUP: 0309 TOOL BOX AND CONTENTS	EA	1
16	-	AOOOO		D5-19-6525	81361	TOOL BOX, PORTABLE, AND CONTENTS	EA	1
16	1	PACFF	5140-00-777-3438	E5-19-5080	81361	TOOL BOX, PORTABLE	EA	1
16	2	PAFZZ	5320-00-117-6951	MS20426AD4-6	96906	RIVET, SOLID: 1/8 IN. DIA, 3/8 IN. LG	EA	4
16	3	PAFZZ	5320-00-117-6828	MS20470AD4-6	96906	RIVET, SOLID: 1/8 IN. DIA, 3/8 IN. LG	EA	4
16	4	PAFZZ	5340-00-205-5174	15794B	14608	CATCH, CLAMPING	EA	2
16	5	PACZZ	4240-00-489-5134	B5-19-6526	81361	BAR, BELT TENSION	EA	1
16	6	MOOZZ		D5-19-6525-17	81361	ROPE, BRAIDED: 1/4 IN. DIA, 10 FT LG MFD FROM NSN 4020-00-201-5632	EA	4
16	7	MOOZZ		D5-19-6525-16	81361	ROPE, BRAIDED: 1/4 IN. DIA, 4 FT LG MFD FROM NSN 4020-00-201-5632	EA	4

SAREA FORM 96 REPLACES SAREA-DE FORM 10-1, 1 MAY 74, WHICH IS OBSOLETE.
1 DEC 74

SECTION II. REPAIR PARTS LIST

(1) ILLUS FIG NO.	(2) ITEM NO.	(3) SMR CODE	(3) NATIONAL STOCK NUMBER (NSN)	(4) PART NUMBER	(5) FSCM	(6) DESCRIPTION	(7) U/M	(8) QTY INC IN UNIT
16	8	PAOZZ	6230-00-498-9408	MILL18838B	81349	LANTERN, ELECTRIC	EA	1
16	9	PACZZ	4240-00-762-1175	D5-19-6545	81361	POUCH AND COVER ASSEMBLY	EA	1
16	10	PACZZ	4240-00-688-9725	C5-19-5090	81361	CABLE ASSEMBLY, POWER, ELECTRICAL	EA	1
17	1	PACZZ	8430-00-172-3762	136-301-69	81361	FOOTWEAR COVERS, DISPOSABLE: 4 ROLLS OF 12 EA PER PKG	RO	1
17	2	PACZZ	8105-00-427-2667	HJB	03966	BAG, PLASTIC: PKG OF 12	PG	1
17	3	PACZZ	9150-00-009-0217	SANTOTRAC50	76541	LUBRICATING OIL, HYDRAULIC: 1 QT CN	CN	1
17	4	PACZZ	6635-00-921-6255	12998F	24161	TENSIOMETER, V-BELT	EA	1
17	5	PACZZ	2990-00-961-3692	13213E3284	97403	STARTER ROPE, ENGINE	EA	1
17	6	PAOZZ	7240-00-826-4099	LF1593	81348	FUNNEL, PLASTIC: 4 OZ	EA	1
17	7	MOOZZ		R3603	61501	TUBE, PLASTIC: 4 IN. LG MFD FROM NSN 4720-00-818-3476	EA	1
		PACOO	4240-00-688-9758	D5-19-5095	81361	CABLE AND LIGHT ASSEMBLY, ELECTRICAL, BRANCHED	SEE NO.	FIG 18
		PACOO	6230-00-688-9756	D5-19-5091	81361	LIGHT, EXTENSION	SEE NO.	FIG 19
		PACOF	4240-00-477-6733	D5-19-4935	81361	GAGE ASSEMBLY, DIFFERENTIAL, DIAL INDICATING	SEE NO.	FIG 20
		PACFF	4240-00-028-9579	E5-19-5008	81361	CONTROL-INDICATOR: AUXILIARY	SEE NO.	FIG 21
						SUBGROUP: 0310 CABLE AND LIGHT ASSEMBLIES		
18	-	PACOO	4240-00-688-9758	D5-19-5095	81361	CABLE AND LIGHT ASSEMBLY, ELECTRICAL, BRANCHED	EA	1
18	1	PAOZZ	5310-00-811-3494	MS21044N08	96906	NUT, SELF-LOCKING, HEXAGON: NO. 8-32UNC-3B	EA	7
18	2	PAOZZ	5310-00-809-8544	MS27183-7	96906	WASHER, FLAT: 0.188 IN. ID, 0.375 IN. OD, 0.049 IN. THK	EA	7
18	3	PAOZZ	5305-00-984-6195	MS35206-247	96906	SCREW, MACHINE: NO. 8-32UNC-2A, 3/4 IN. LG	EA	1
18	4	PAOZZ	5305-00-984-6194	MS35206-246	96906	SCREW, MACHINE: NO. 8-32UNC-2A, 5/8 IN. LG	EA	6
18	5	XBOZZ		B5-19-4962-2	81361	HANGER	EA	7

SAREA FORM 96 REPLACES SAREA-DE FORM 10-1, 1 MAY 74, WHICH IS OBSOLETE.
1 DEC 74

SECTION II. REPAIR PARTS LIST

(1) ILLUS FIG NO.	(2) ITEM NO.	(3) SMR CODE	(3) NATIONAL STOCK NUMBER (NSN)	(4) PART NUMBER	(5) FSCM	(6) DESCRIPTION	(7) U/M	(8) QTY INC IN UNIT
18	6	PAOZZ	5340-00-997-2964	MS21322-36	96906	CLAMP, LOOP: 3/8 IN. NOM DIA, CUSHIONED	EA	3
18	7	PAOZZ	5340-00-901-1320	MS21322-34	96906	CLAMP, LOOP: 1/4 IN. NOM DIA, CUSHIONED	EA	3
18	8	PAOZZ	5340-00-929-3506	MS21322-40	96906	CLAMP, LOOP: 5/8 IN. NOM DIA, CUSHIONED	EA	1
18	9	PAOZZ	5340-00-008-5795	MS21322-53	96906	CLAMP, LOOP: 2-1/8 IN. NOM DIA, CUSHIONED	EA	1
18	10	XBOZZ		C5-19-5131	81361	LIGHT, EXTENSION: MODIFIED	EA	1
18	11	PACZZ	6240-00-246-5052	MS15541-2	96906	LAMP, INCANDESCENT: A21 BULB, MEDIUM SCREW BASE	EA	1
19	-	PACOO	6230-00-688-9756	D5-19-5091	81361	LIGHT, EXTENSION	EA	1
19	1	PAOZZ	5310-00-811-3494	MS21044N08	96906	NUT, SELF-LOCKING, HEXAGON: NO. 8-32UNC-3B	EA	5
19	2	PAOZZ	5310-00-809-8544	MS27183-7	96906	WASHER, FLAT: 0.188 IN. ID, 0.375 IN. OD, 0.049 IN. THK	EA	5
19	3	PAOZZ	5305-00-984-6195	MS35206-247	96906	SCREW, MACHINE: NO. 8-32UNC-2A, 3/4 IN. LG	EA	1
19	4	PAOZZ	5305-00-984-6194	MS35206-246	96906	SCREW, MACHINE: NO. 8-32UNC-2A, 5/8 IN. LG	EA	4
19	5	XBOZZ		B5-19-4962-1	81361	HANGER	EA	5
19	6	PAOZZ	5340-00-078-3615	MS21322-33	96906	CLAMP, LOOP: 3/16 IN NOM, DIA, CUSHIONED	EA	2
19	7	PAOZZ	5340-00-901-1320	MS21322-34	96906	CLAMP, LOOP: 1/4 IN. NOM DIA, CUSHIONED	EA	2
19	8	PAOZZ	5340-00-008-5795	MS21322-53	96906	CLAMP, LOOP: 2-1/8 IN. NOM DIA, CUSHIONED	EA	2
19	9	PAOZZ	5935-00-660-3720	MS25042-14C	96906	COVER, ELECTRICAL CONNECTOR	EA	1
19	10	XBOZZ		C5-19-5131	81361	LIGHT, EXTENSION: MODIFIED	EA	2
19	11	PAOZZ	6240-00-246-5052	MS15541-2	96906	LAMP, INCANDESCENT: A21 BULB, MEDIUM SCREW BASE	EA	2
						SUBGROUP: 0311 GAGE ASSEMBLY		
20	-	PACOF	4240-00-477-6733	D5-19-4935	81361	GAGE ASSEMBLY, DIFFERENTIAL, DIAL INDICATING	EA	1
20	1	PAOZZ	4240-00-877-9874	C5-19-5081	81361	TUBING ASSEMBLY, PLASTIC	EA	2

SAREA FORM 96 REPLACES SAREA-DE FORM 10-1, 1 MAY 74, WHICH IS OBSOLETE.
1 DEC 74

SECTION II. REPAIR PARTS LIST

(1) ILLUS FIG NO.	(2) ITEM NO.	(3) SMR CODE	(3) NATIONAL STOCK NUMBER (NSN)	(4) PART NUMBER	(5) FSCM	(6) DESCRIPTION	(7) U/M	(8) QTY INC IN UNIT
							USABLE ON CODE	
20	2	PAOZZ	5305-00-984-4988	MS35206-228	96906	SCREW, MACHINE: NO. 6-32UNC-2A, 3/8 IN. LG	EA	6
20	3	PAOZZ	5310-00-579-0079	MS35333-37	96906	WASHER, LOCK: NO. 6 NOM SIZE	EA	6
20	4	XAOZZ		D5-19-4965	81361	COVER, ACCESS	EA	1
20	5	MOOZZ		D5-19-4935-7	81361	TUBING, PLASTIC: 0.250 IN. OD, 0.040 IN. WALL THK, 15 IN. LG MFD FROM NSN 4720-00-099-5416	EA	2
20	6	XBOZZ		294PB	30327	COUPLING, QUICK CONNECT: 1/4 IN. OD	EA	4
20	7	PAOZZ	5310-00-194-1483	MS35333-44		WASHER, LOCK: 1/2 IN. NOM SIZE	EA	4
C 20	8	XBOZZ	4730-00-842-3524	269P	30327	ELBOW PIPE TO HOSE: 1/4 IN. OD TUBE SIZE, 1/8 IN. NPT	EA	2
R 20	9	XBOZZ	4730-00-639-9730	3400X2	79470	ELBOW, PIPE: STREET, 1/8 IN. NPT, 90 DEG	EA	2
C 20	10	XBOZZ	4730-00-415-3172	120B1-8X1-8	30327	COUPLING, PIPE: 1/8 IN. NPTF, 1/8 IN. NPTM	EA	2
20	11	PAOZZ	6685-00-203-4468	2002	85274	GAGE, PRESSURE, DIAL INDICATING	EA	1
20	12	PAOZZ	6685-00-004-1033	2050	85274	GAGE, DIFFERENTIAL, DIAL INDICATING	EA	1
20	13	XAOZZ		D5-19-4966	81361	HOUSING, GAGE SUBGROUP: 0312 AUXILIARY CONTROL- INDICATOR	EA	1
21	-	PACFF	4240-00-028-9579	E5-19-5008	81361	CONTROL-INDICATOR: AUXILIARY	EA	1
21	1	PAOZZ	5305-00-989-7434	MS35207-263	96906	SCREW, MACHINE: NO. 10-32UNF-2A, 1/2 IN. LG	EA	6
21	2	PAOZZ	5310-00-809-8546	MS27183-8	96906	WASHER, FLAT: 0.219 IN. ID, 0.438 IN. OD, 0.049 IN. THK	EA	6
21	3	XAOZZ		C5-19-4885	81361	COVER, ACCESS	EA	1
21	4	MFFZZ		C5-19-4885-2	81361	GASKET: ACCESS COVER MFD FROM NSN 9320-00-092-5019	EA	1
21	5	PAOZZ	5305-00-889-2999	MS35206-217	96906	SCREW, MACHINE: NO. 4-40UNC-2A, 1/2 IN. LG	EA	10
21	6	PAOZZ	5310-00-088-0551	MS21044N04	96906	NUT, SELF-LOCKING, HEXAGON: NO. 4-40UNC-3B	EA	12
21	7	PAOZZ	5310-00-951-4679	MS27183-3	96906	WASHER, FLAT: 0.125 IN. ID, 0.250 IN. OD, 0.022 IN. THK	EA	20

SAREA FORM 96 REPLACES SAREA-DE FORM 10-1, 1 MAY 74, WHICH IS OBSOLETE.
1 DEC 74

CHANGE 1

18

SECTION II. REPAIR PARTS LIST

(1) ILLUS FIG NO.	(2) ITEM NO.	(3) SMR CODE	(3) NATIONAL STOCK NUMBER (NSN)	(4) PART NUMBER	(5) FSCM	(6) DESCRIPTION	(7) U/M	(8) QTY INC IN UNIT
						USABLE ON CODE		
	21	8	PAOZZ 5935-00-615-3911	7-8648	02660	CONNECTOR, RECEPTACLE, ELECTRICAL	EA	1
C	21	9	PAOZZ 5935-00-137-4670	MS25043-22D	96906	COVER, ELECTRICAL CONNECTOR	EA	1
	21	10	PAOZZ 5305-00-889-3000	MS35206-230	96906	SCREW, MACHINE: NO. 6-32UNC-2A, 1/2 IN. LG	EA	6
	21	11	PAOZZ 5310-00-081-8087	MS21044N06	96906	NUT, SELF-LOCKING, HEXAGON: NO. 6-32UNC-3B	EA	6
	21	12	PAOZZ 5310-00-983-8483	MS27183-5	96906	WASHER, FLAT: 0.156 IN. ID, 0.312 IN. OD, 0.035 IN. THK	EA	14
	21	13	PAOZZ 5925-00-008-2452	M55629-7-031	81349	CIRCUIT BREAKER	EA	1
	21	14	XBOZZ	B5-19-5055-2	81361	SHIELD, SWITCH	EA	1
	21	15	PAFZZ 5935-00-801-6621	MS3102R20-27S	96906	CONNECTOR, RECEPTACLE, ELECTRICAL	EA	1
	21	16	PAOZZ 5305-00-855-0970	MS24629-12	96906	SCREW, TAPPING, THREAD-CUTTING: NO. 4-40, 3/8 IN. LG	EA	2
	21	17	PAOZZ 5935-00-221-8620	MS25043-20D	96906	COVER, ELECTRICAL CONNECTOR	EA	1
	21	18	PAFZZ 5935-00-818-7448	MS3102R28-11P	96906	CONNECTOR, RECEPTACLE, ELECTRICAL	EA	1
	21	19	PAOZZ 5935-00-137-4879	MS25043-28D	96906	COVER, ELECTRICAL CONNECTOR	EA	1
	21	20	PAOZZ 5305-00-993-0190	MS35206-214	96906	SCREW, MACHINE: NO. 4-40UNC-2A, 5/16 IN. LG	EA	2
	21	21	PAFZZ 6350-00-504-2020	9632	80252	BUZZER	EA	1
	21	22	PAOZZ 5945-00-007-7263	C5-19-4877-2	81361	RELAY, SOLID STATE	EA	1
	21	23	XBOZZ	C5-19-6528	81361	CLIP, RELAY	EA	1
	21	24	PAFZZ 5945-00-006-2992	KUP5D55-24V	77342	RELAY, ARMATURE	EA	1
	21	25	PAOZZ 5305-00-984-4988	MS35206-228	96906	SCREW, MACHINE: NO. 6-32UNC-2A, 3/8 IN. LG	EA	2
	21	26	PAOZZ 5310-00-045-4007	MS35338-41	96906	WASHER, LOCK: NO. 6 NOM SIZE	EA	2
	21	27	PAOZZ 5930-00-728-4328	MS25306-222	96906	SWITCH, TOGGLE	EA	4
	21	28	PAFZZ 6210-00-635-4700	MS25041-8	96906	LIGHT, INDICATOR: YELLOW	EA	1
	21	29	PACZZ 6240-00-155-7836	MS25237-327	96906	LAMP, INCANDESCENT: 28 VOLT, 0.04 AMP, MIDGET FLANGE BASE	EA	4
	21	30	PAFZZ 6210-00-926-6905	MS25041-6-327	96906	LIGHT, INDICATOR: RED	EA	2
	21	31	PAFZZ 6210-00-900-6744	MS25041-7-327	96906	LIGHT, INDICATOR: GREEN	EA	1
	21	32	PAOZZ 5930-00-069-2390	MS25306-212	96906	SWITCH, TOGGLE	EA	1

SAREA FORM 96 REPLACES SAREA-DE FORM 10-1, 1 MAY 74, WHICH IS OBSOLETE.
1 DEC 74

CHANGE 1

19

SECTION II. REPAIR PARTS LIST

(1) ILLUS FIG NO.	(2) ITEM NO.	(3) SMR CODE	(3) NATIONAL STOCK NUMBER (NSN)	(4) PART NUMBER	(5) FSCM	(6) DESCRIPTION	(7) U/M	(8) QTY INC IN UNIT
							USABLE ON CODE	
	21	33	PAOZZ 5930-00-615-6731	MS25224-1	96906	GUARD, SWITCH	EA	1
	21	34	PAOZZ 5930-00-617-9718	MS25224-3	96906	GUARD, SWITCH	EA	1
	21	35	PAOZZ 5930-00-296-9787	C31002	81640	SWITCH, PUSH	EA	1
	21	36	MFFZZ	E5-19-5008-39	81361	WIRE, ELECTRICAL: MFD FROM NSN 6145-00-578-6605	FT	V
N	21	36.1	MFFZZ	E5-19-5008-53	81361	INSULATION SLEEVING, ELECTRICAL: 3/16 IN. NOM ID, MFD FROM NSN 5970-00-954-1622	IN	V
	21	37	PAOZZ 5940-00-283-5280	MS25036-106	96906	TERMINAL, LUG: CRIMP STYLE	EA	39
	21	38	PAFZZ 5320-00-246-0993	SD32BS	07707	RIVET, BLIND: 3/32 IN. NOM DIA, 1/4 IN. LG	EA	4
	21	39	XBFZZ	D5-19-4989	81361	PLATE, IDENTIFICATION: AUXILIARY CONTROL-INDICATOR	EA	1
	21	41	XAFZZ	E5-19-4992	81361	ENCLOSURE, AUXILIARY CONTROL	EA	1
	22	1	PCOFF 4240-00-106-7292	E5-19-6564	81361	BLANKET ASSEMBLY, ELECTRICALLY HEATED (ISSUED ONLY TO UNITS DEPLOYED IN ARCTIC AREAS)	EA	1
	22	2	PAFZZ 5935-00-235-9109	MS3106F20-4P	96906	CONNECTOR, PLUG, ELECTRICAL	EA	1
	22	3	PAFZZ 5940-00-233-8898	C5-19-6562	81361	TERMINAL BOX	EA	2
	22	4	PAFZZ 4240-00-211-5938	51075089	79221	PANEL, BLANKET, ELECTRIC	EA	6
C	22	5	PACZZ 4030-00-972-2670	S294-1ANCHOR 45-4-795	81337	ANCHOR, GROUND	EA	12
C	22	6	PACZZ 5120-00-970-6412	MILA3962	81349	DRIVING ROD	EA	1
	22	7	PACZZ 5120-00-051-8641	MILA3962	81349	HEAD, DRIVING: SIZE 4	EA	1
	22	8	PACZZ 5120-00-134-4725	MILA3962	81349	HANDLE, HOLDING TOOL	EA	1
	22	9	PACZZ 8340-00-823-7451	MILP501	81349	PIN, TENT: STEEL, 12 IN. LG, 5/8 IN. DIA, TYPE II	EA	19
	22	10	PACZZ 4510-00-431-3303	HJ1	03966	TOILET, PORTABLE	EA	1
						GROUP: 0400 FILTER AND UTILITIES UNIT		
						SUBGROUP: 0401 TRAILER RACKS, COVERS, AND TOOL POUCHES		
	23		PACFF 4240-00-152-1305	E5-19-5000	81361	FILTER AND UTILITIES UNIT, C-B SHELTER SYSTEM, TRAILER-MOUNTED: M68	EA	1

SAREA FORM 96 REPLACES SAREA-DE FORM 10-1, 1 MAY 74, WHICH IS OBSOLETE.
1 DEC 74

CHANGE 1

20

SECTION II. REPAIR PARTS LIST

(1) ILLUS FIG NO.	(2) ITEM NO.	(3) SMR CODE	(3) NATIONAL STOCK NUMBER (NSN)	(4) PART NUMBER	(5) FSCM	(6) DESCRIPTION	(7) U/M	(8) QTY INC IN UNIT
						USABLE ON CODE		
	23	1	PAOZZ 5305-00-068-0502	MS90725-6	96906	SCREW, CAP, HEXAGON HEAD: 1/4-20UNC-2A, 3/4 IN. LG	EA	9
	23	2	PAOZZ 5310-00-809-4058	MS27183-10	96906	WASHER, FLAT: 0.281 IN. ID, 0.625 IN. OD, 0.065 IN. THK	EA	13
	23	3	XBOZZ	D5-19-4933	81361	RAIL, SUPPORT, RIGHT	EA	1
	23	4	PAOZZ 5305-00-269-3217	MS90725-67	96906	SCREW, CAP, HEXAGON HEAD: 3/8-16UNC-2A, 2-1/4 IN. LG	EA	1
	23	5	PAOZZ 5310-00-087-4652	MS51922-17	96906	NUT, SELF-LOCKING, HEXAGON: 3/8-16UNC-2B	EA	1
	23	6	PAOZZ 4240-00-497-5221	C5-19-5062-20	81361	BRACKET ASSEMBLY	EA	1
C	23	7	MOOZZ	C5-19-5062-1	81361	PAD, RUBBER: MFD FROM NSN 9320-00-781-1908	EA	1
	23	8	PAOZZ 5340-00-115-6851	CL6ABPK5	99862	PIN, QUICK RELEASE	EA	1
R	23	9	PAOZZ 5320-00-865-8994	SD44BS	61957	RIVET, BLIND: 1/8 IN. DIA, 1/4 IN. GRIP LG	EA	1
	23	10	PAOZZ 5310-00-983-8483	MS27183-5	96906	WASHER, FLAT: 0.156 IN. ID, 0.312 IN. OD, 0.035 IN. THK	EA	1
C	23	11	MOOZZ	D5-19-4933-20	81361	CHAIN, WELDLESS: 5-1/2 IN. LG MFD FROM NSN 4010-00-781-3129	EA	1
	23	12	PAOZZ 5305-00-989-7434	MS35207-263	96906	SCREW, MACHINE: NO. 10-32UNF-2A, 1/2 IN. LG	EA	16
	23	13	PAOZZ 5310-00-576-5752	MS35333-39	96906	WASHER, LOCK: NO. 10 NOM SIZE	EA	16
	23	14	XBOZZ	D5-19-4803	81361	SECTION, RAIL, REMOVABLE	EA	1
	23	15	XBOZZ	C5-19-4799	81361	POST, RIGID	EA	1
	23	16	PAOZZ 5305-00-087-0259	MS9122-05	96906	SCREW, MACHINE: NO. 10-32UNF-3A, 5/8 IN. LG	EA	8
	23	17	PAOZZ 5310-00-857-4945	MS21045L3	96906	NUT, SELF-LOCKING, HEXAGON: NO. 10-32UNF-3B	EA	8
	23	18	PAOZZ 5310-00-809-8546	MS27183-8	96906	WASHER, FLAT: 0.219 IN. ID, 0.438 IN. OD, 0.049 IN. THK	EA	9
	23	19	XBOZZ	D5-19-5023	81361	DOOR, ACCESS: CONTROL PANEL	EA	1
	23	20	PAOZZ 5320-00-242-1588	MS20470DD4-4	96906	RIVET, SOLID: 1/8 IN. DIA, 1/4 IN. LG	EA	2
	23	21	PAOZZ 5340-00-680-4375	3	82240	CATCH, CLAMPING: SPRING-LOADED	EA	5
	23	22	PAOZZ 5320-00-062-0657	MS20600MP4W4	96906	RIVET, BLIND: 1/8 IN. DIA, 0.188 IN. TO 0.250 IN. GRIP LG	EA	2
	23	23	PAOZZ 5305-00-724-7223	MS90728-165	96906	SCREW, CAP, HEXAGON HEAD: 5/8-11UNC-2A, 2-1/4 IN. LG	EA	1

SAREA FORM 96 REPLACES SAREA-DE FORM 10-1, 1 MAY 74, WHICH IS OBSOLETE.
1 DEC 74

CHANGE 1

21

SECTION II. REPAIR PARTS LIST

(1) ILLUS FIG NO.	(2) ITEM NO.	(3) SMR CODE	(3) NATIONAL STOCK NUMBER (NSN)	(4) PART NUMBER	(5) FSCM	(6) DESCRIPTION	(7) U/M	(8) QTY INC IN UNIT
							USABLE ON CODE	
23	24	PAOZZ	5310-00-763-8920	MS51967-20	96906	NUT, PLAIN, HEXAGON: 5/8-11UNC-2B	EA	1
23	25	PAOZZ	5310-00-820-6653	MS35338-50	96906	WASHER, LOCK: 5/8 IN. NOM SIZE	EA	1
23	26	PAOZZ	5305-00-988-9265	MS35206-286	96906	SCREW, MACHINE: 1/4-20UNC-2A, 1-3/4 IN. LG	EA	1
23	27	PAOZZ	5310-00-761-6882	MS51967-2	96906	NUT, PLAIN, HEXAGON: 1/4-20UNC-2B	EA	1
23	28	XBOZZ		B5-19-6577	81361	LIFTING RING	EA	1
23	29	XBOZZ		B5-19-6578	81361	CLAMP	EA	1
23	30	XBOZZ		D5-19-5027	81361	COVER, DUST, ECU INLET	EA	1
23	31	PAOZZ	5320-00-117-6828	MS20470AD4-6	96906	RIVET, SOLID: 1/8 IN. DIA, 3/8 IN. LG	EA	10
23	32	XBOZZ		6179-2A	91506	CLIP, SPRING	EA	1
23	33	MOOZZ		C5-19-4952	81361	CORD ASSEMBLY, RETAINING: MFD FROM NSN 4020-00-201-5632	EA	2
23	34	MOOZZ		C5-19-4952-3	81361	COLLAR: MFD FROM NSN 4710-00- 277-5529	EA	4
23	35	PAOZZ	5306-00-225-9088	MS90726-33	96906	BOLT, MACHINE: 5/16-24UNF-2A, 7/8 IN. LG	EA	8
23	36	PAOZZ	5310-00-088-0553	MS21044N5	96906	NUT, SELF-LOCKING, HEXAGON: 5/16-24UNF-3B	EA	5
23	37	PAOZZ	5310-00-081-4219	MS27183-12	96906	WASHER, FLAT: 0.344 IN. ID, 0.688 IN. OD, 0.065 IN. THK	EA	8
23	38	XBOZZ		D5-19-6580	81361	SUPPORT ASSEMBLY	EA	1
23	39	XBOZZ		C5-19-6576	81361	SCREEN	EA	1
23	40	PAOZZ	5305-00-855-0958	MS24629-45	96906	SCREW, TAPPING, THREAD CUTTING: NO. 10-24, 3/8 IN. LG	EA	1
23	41	PAOZZ	4240-00-878-1986	C5-19-6583	81361	COVER ASSEMBLY	EA	1
23	42	PAOZZ	5305-00-889-2999	MS35206-217	96906	SCREW, MACHINE: NO. 4-40UNC-2A, 1/2 IN. LG	EA	4
23	43	PAOZZ	5310-00-857-5558	MS21045L04	96906	NUT, SELF-LOCKING, HEXAGON: NO. 4-40UNC-3B	EA	4
23	44	PAOZZ	5310-00-951-4679	MS27183-3	96906	WASHER, FLAT: 0.125 IN. ID, 0.250 IN. OD, 0.022 IN. THK	EA	4
23	45	PAOZZ	5935-00-137-4671	MS25043-16D	96906	COVER, ELECTRICAL CONNECTOR	EA	1
24	1	PAOZZ	5305-00-068-0502	MS90725-6	96906	SCREW, CAP, HEXAGON HEAD: 1/4-20UNC-2A, 3/4 IN. LG	EA	9

SAREA FORM 96 REPLACES SAREA-DE FORM 10-1, 1 MAY 74, WHICH IS OBSOLETE.
1 DEC 74

SECTION II. REPAIR PARTS LIST

(1) ILLUS FIG NO.	(2) ITEM NO.	(3) SMR CODE	(3) NATIONAL STOCK NUMBER (NSN)	(4) PART NUMBER	(5) FSCM	(6) DESCRIPTION	(7) U/M	(8) QTY INC IN UNIT
							USABLE ON CODE	
24	2	PAOZZ	5310-00-809-4058	MS27183-10	96906	WASHER, FLAT: 0.281 IN. ID, 0.625 IN. OD, 0.065 IN. THK	EA	9
24	3	PAOZZ	5305-00-855-0958	MS24629-45	96906	SCREW, TAPPING, THREAD-CUTTING: NO. 10-24, 3/8 IN. LG	EA	2
24	4	XBOZZ		D5-19-4804	81361	RAIL, SUPPORT, LEFT	EA	1
24	5	PAOZZ	5305-00-269-3217	MS90725-67	96906	SCREW, CAP, HEXAGON HEAD: 3/8-16UNC-2A, 2-1/4 IN. LG	EA	1
24	6	PAOZZ	5310-00-087-4652	MS51922-17	96906	NUT, SELF-LOCKING, HEXAGON: 3/8-16UNC-2B	EA	1
24	7	PAOZZ	4240-00-497-5226	C5-19-5062-10	81361	BRACKET ASSEMBLY	EA	1
24	8	MOOZZ		C5-19-5062-1	81361	PAD, RUBBER: MFD FROM NSN 9320-00-781-1908	EA	1
24	9	PAOZZ	5340-00-115-6851	CL6ABPK5	99862	PIN, QUICK RELEASE	EA	1
R 24	10	PAOZZ	5320-00-865-8994	SD44BS	61957	RIVET, BLIND: 1/8 IN. DIA, 1/4 IN. GRIP LG	EA	1
24	11	PAOZZ	5310-00-983-8483	MS27183-5	96906	WASHER, FLAT: 0.156 IN. ID, 0.312 IN. OD, 0.035 IN. THK	EA	1
24	12	MOOZZ		D5-19-4804-17	81361	CHAIN, WELDLESS: 5-1/2 IN. LG MFD FROM NSN 4010-00-781-3129	EA	1
24	13	PAOZZ	5305-00-989-7434	MS35207-263	96906	SCREW, MACHINE: NO. 10-32UNF-2A, 1/2 IN. LG	EA	20
24	14	PAOZZ	5310-00-809-8546	MS27183-8	96906	WASHER, FLAT: 0.219 IN. ID, 0.438 IN. OD, 0.049 IN. THK	EA	4
24	15	PAOZZ	5310-00-576-5752	MS35333-39	96906	WASHER, LOCK: NO. 10 NOM SIZE	EA	16
24	16	PAOZZ	5310-00-857-4945	MS21045L3	96906	NUT, SELF-LOCKING, HEXAGON: NO. 10-32UNF-3B	EA	2
24	17	PAOZZ	3040-00-213-9924	TC239A	92430	CONNECTING LINK, RIGID	EA	2
24	18	PAOZZ	4520-00-153-4731	TC238	90598	POUCH, TOOL	EA	2
24	19	XBOZZ		D5-19-4803	81361	SECTION, RAIL, REMOVABLE	EA	1
24	20	XBOZZ		C5-19-4799	81361	POST, RIGID	EA	1
						SUBGROUP: 0402 ARCTIC BLANKET DISTRIBUTION BOX		
25	1	PAFZZ	5305-00-984-6193	MS35206-245	96906	SCREW, MACHINE: NO. 8-32UNC-2A, 1/2 IN. LG	EA	6
25	2	PAFZZ	5310-00-809-8544	MS27183-7	96906	WASHER, FLAT: 0.188 IN. ID, 0.375 IN. OD, 0.049 IN. THK	EA	4

SAREA FORM 96 REPLACES SAREA-DE FORM 10-1, 1 MAY 74, WHICH IS OBSOLETE.
1 DEC 74

CHANGE 1

23

SECTION II. REPAIR PARTS LIST

(1) ILLUS FIG NO.	(2) ITEM NO.	(3) SMR CODE	(3) NATIONAL STOCK NUMBER (NSN)	(4) PART NUMBER	(5) FSCM	(6) DESCRIPTION	(7) U/M	(8) QTY INC IN UNIT
							USABLE ON CODE	
25	3	PAFZZ	5310-00-045-3299	MS35338-42	96906	WASHER, LOCK: NO. 8 NOM SIZE	EA	6
25	4	PAFFF	6110-00-172-1801	D5-19-6555	81361	DISTRIBUTION BOX	EA	1
25	5	XBFZZ		B5-19-6557	81361	COVER, ACCESS	EA	1
25	6	PAFZZ	5305-00-983-6730	MS35206-218	96906	SCREW, MACHINE: NO. 4-40UNC-2A, 5/8 IN. LG	EA	4
25	7	PAFZZ	5310-00-088-0551	MS21044N04	96906	NUT, SELF-LOCKING, HEXAGON: NO. 4-40UNC-3B	EA	4
25	8	PAFZZ	5310-00-951-4679	MS27183-3	96906	WASHER, FLAT: 0.125 IN. ID, 0.250 IN. OD, 0.022 IN. THK	EA	4
25	9	PAFZZ	5935-00-221-8620	MS25043-20D	96906	COVER, ELECTRICAL CONNECTOR	EA	1
25	10	PAFZZ	5935-00-812-6799	MS3102R20- 4SC	96906	CONNECTOR, RECEPTACLE, ELECTRICAL	EA	1
25	11	PAFZZ	5305-00-984-4988	MS35206-228	96906	SCREW, MACHINE: NO. 6-32UNC-2A, 3/8 IN. LG	EA	6
25	12	PAFZZ	5310-00-983-8483	MS27183-5	96906	WASHER, FLAT: 0.156 IN. ID, 0.312 IN. OD, 0.035 IN. THK	EA	6
25	13	PAFZZ	5310-00-045-4007	MS35338-41	96906	WASHER, LOCK: NO. 6 NOM SIZE	EA	6
25	14	PAFZZ	5925-00-088-2498	JA3A2A3A3- 20-2	74193	CIRCUIT BREAKER	EA	1
25	15	XBFZZ		B5-19-6558	81361	PLATE, INSTRUCTION	EA	1
25	16	PAFZZ	5975-00-141-0453	3301	59730	BOX, CONNECTOR, ELECTRICAL	EA	1
25	17	PAFZZ	5940-00-204-8990	MS25036-111	96906	TERMINAL, LUG: CRIMP SYTLE	EA	6
25	18	XAFZZ		C5-19-6556	81361	BOX, ELECTRICAL	EA	1
25	19	PAFZZ	5935-00-090-7050	MS3100F20- 4P	96906	CONNECTOR, RECEPTACLE, ELECTRICAL	EA	1
						SUBGROUP: 0403 ACCESS COVERS AND POWER SUPPLY		
26	1	PAFZZ	5305-00-087-0260	MS9122-07	96906	SCREW, MACHINE: NO. 10-32UNF-3A, 3/4 IN. LG	EA	8
C	26	PAOZZ	5310-00-809-8546	MS27183-8	96906	WASHER, FLAT: 0.219 IN. ID, 0.438 IN. OD, 0.049 IN. THK	EA	32
26	3	AFFZZ		D5-19-6524	81361	POWER SUPPLY ASSEMBLY	EA	1
26	4	PAFZZ	5305-00-702-0474	MS9123-06	96906	SCREW, MACHINE: 1/4-28UNF-3A, 3/4 IN. LG	EA	4

SAREA FORM 96 REPLACES SAREA-DE FORM 10-1, 1 MAY 74, WHICH IS OBSOLETE.
1 DEC 74

SECTION II. REPAIR PARTS LIST

(1) ILLUS FIG NO.	(2) ITEM NO.	(3) SMR CODE	(3) NATIONAL STOCK NUMBER (NSN)	(4) PART NUMBER	(5) FSCM	(6) DESCRIPTION	(7) U/M	(8) QTY INC IN UNIT
	26	5	PAFZZ 5310-00-061-7325	MS21045-4	96906	NUT, SELF-LOCKING, HEXAGON: 1/4-28UNF-3B	EA	4
C	26	6	PAOZZ 5310-00-809-4058	MS27183-10	96906	WASHER, FLAT: 0.281 IN. ID, 0.625 IN. OD, 0.065 IN. THK	EA	8
	26	7	PAFZZ 4240-00-008-1675	E5-19-5052	81361	POWER SUPPLY	EA	1
	26	8	XBFZZ	C5-19-4995	81361	COVER, ACCESS: POWER SUPPLY	EA	1
	26	9	MFFZZ	C5-19-4995-2	81361	GASKET: MFD FROM NSN 9320-00-092-5019	EA	1
C	26	10	PAOZZ 5305-00-087-0259	MS9122-05	96906	SCREW, MACHINE: NO. 10-32UNF-3A, 5/8 IN. LG	EA	24
	26	11	PAOZZ 5310-00-267-9657	Y1076-3-4	08484	WASHER, FLAT: NYLON, 0.200 IN. ID, 0.437 IN. OD, 0.062 IN. THK	EA	32
	26	12	XBOZZ	D5-19-5137	81361	COVER, ACCESS: ECU FILTER	EA	1
	26	13	MOOZZ	D5-19-5137-4	81361	GASKET: MFD FROM NSN 9320-00-092-5019	EA	1
	26	14	XBOZZ	D5-19-4953	81361	PANEL, ACCESS, HEATER	EA	1
	26	15	MOOZZ	D5-19-4953-2	81361	GASKET: MFD FROM NSN 9320-00-092-5019	EA	1
	26	16	XBOZZ	D5-19-5048	81361	COVER, ACCESS: REFRIGERANT	EA	1
	26	17	MOOZZ	D5-19-5048-2	81361	GASKET: MFD FROM NSN 9320-00-092-5019	EA	1
	26	18	XBOZZ	D5-19-5049	81361	COVER, ACCESS: MAIN CONTROL-INDICATOR	EA	1
	26	19	MOOZZ	D5-19-5049-2	81361	GASKET: MFD FROM NSN 9320-00-092-5019	EA	1
	26	20	PAOZZ 5305-00-958-5249	MS35190-297	96906	SCREW, MACHINE: 1/4-20UNC-2A, 2-1/2 IN. LG	EA	4
	26	21	PAOZZ 5310-00-088-1251	MS51922-1	96906	NUT, SELF-LOCKING, HEXAGON: 1/4-20UNC-2B	EA	4
	26	22	XBOZZ	C5-19-5175	81361	SUPPORT, SHELTER SLIDE	EA	1
	26	23	XBOZZ	294PB	30327	CUOUPLING, QUICK CONNECT: 1/4 IN. OD	EA	3

USABLE ON CODE

SAREA FORM 96 REPLACES SAREA-DE FORM 10-1, 1 MAY 74, WHICH IS OBSOLETE.
1 DEC 74

CHANGE 1

25

SECTION II. REPAIR PARTS LIST

(1) ILLUS FIG NO.	(2) ITEM NO.	(3) SMR CODE	(3) NATIONAL STOCK NUMBER (NSN)	(4) PART NUMBER	(5) FSCM	(6) DESCRIPTION	(7) U/M	(8) QTY INC IN UNIT
						SUBGROUP: 0404 BATTERY, FIRE EXTINGUISHER, DECONTAMINATING APPARATUS, AND TRAILER RECEPTACLE		
	27	1	PAOZZ 5320-00-062-0099	MS20613-3P6	96906	RIVET, SOLID: 3/32 IN. DIA, 3/8 IN. LG	EA	4
	27	2	XBOZZ	C5-19-6585	81361	PLATE, IDENTIFICATION	EA	1
	27	3	PAOZZ 5305-00-267-8974	MS90726-8	96906	SCREW, CAP, HEXAGON HEAD: 1/4-28UNF-2A, 1 IN. LG	EA	4
	27	4	PAOZZ 5310-00-959-7600	MS51922-5	96906	NUT, SELF-LOCKING, HEXAGON: 1/4-28UNF-2B	EA	4
	27	5	PAOZZ 5310-00-809-4058	MS27183-10	96906	WASHER, FLAT: 0.281 IN. ID, 0.625 IN. OD, 0.065 IN. THK	EA	4
	27	6	PAOZZ 5935-00-295-6403	MS75058-1	96906	CONNECTOR, RECEPTACLE, ELECTRICAL	EA	1
	27	7	PAOZZ 5305-00-857-5867	MS9122-03	96906	SCREW, MACHINE: NO. 10-32UNF-3A, 1/2 IN. LG	EA	2
C	27	8	PAOZZ 5310-00-857-4945	MS21045L3	96906	NUT, SELF-LOCKING, HEXAGON: NO. 10-32UNF-3B	EA	11
C	27	9	PAOZZ 5310-00-809-8546	MS27183-8	96906	WASHER, FLAT: 0.219 IN. ID, 0.438 IN. OD, 0.049 IN. THK	EA	11
	27	10	PAOZZ 4210-00-889-2221	0E915	81348	EXTINGUISHER, FIRE, DRY CHEMICAL: 2-1/2 LB, TYPE III, CLASS 2	EA	1
N	27	10.1	PAOZZ 5305-00-989-7434	MS35207-263	96906	SCREW, MACHINE: NO. 10-32UNF-2A, 1/2 IN. LG	EA	3
N	27	10.2	PAOFF 4230-00-720-1618	D5-51-269	81361	DECONTAMINATING APPARATUS, PORTABLE: ABC-M11, DS-2, 1-1/2 QT	EA	1
	27	11	PAOOF 6140-00-059-3528	MS75047-1	96906	BATTERY, STORAGE: LEAD-ACID, 24 VOLT	EA	1
C	27	12	PAOZZ 4240-00-449-4147	D5-19-4932	81361	COVER, BATTERY BOX	EA	1
	27	13	PAOZZ 5305-00-989-7435	MS35207-264	96906	SCREW, MACHINE: NO. 10-32UNF-2A, 5/8 IN. LG	EA	6
	27	14	XBOZZ	D5-19-5162	81361	BAFFLE, HINGED	EA	1
	27	15	PAOZZ 5305-00-769-5639	MS51975-3	96906	SCREW, SHOULDER: NO. 10-24UNC-3A, 5/8 IN. SHOULDER LG	EA	2
	27	16	PAOZZ 5310-00-934-9758	MS35649-202	96906	NUT, PLAIN, HEXAGON: NO. 10- 24UNC-2B	EA	2

USABLE ON CODE

SAREA FORM 96 REPLACES SAREA-DE FORM 10-1, 1 MAY 74, WHICH IS OBSOLETE.
1 DEC 74

CHANGE 1

26

SECTION II. REPAIR PARTS LIST

(1) ILLUS FIG NO.	(2) ITEM NO.	(3) SMR CODE	(3) NATIONAL STOCK NUMBER (NSN)	(4) PART NUMBER	(5) FSCM	(6) DESCRIPTION	(7) U/M	(8) QTY INC IN UNIT
							USABLE ON CODE	
27	17	PAOZZ	5310-00-045-3296	MS35338-43	96906	WASHER, LOCK: NO. 10 NOM SIZE	EA	2
27	18	XBOZZ		B5-19-5170	81361	TUBE, RETAINING, GROUND ANCHOR SUPGROUP: 0405 STRAP ASSEMBLIES	EA	2
28	1	PAOZZ	5305-00-082-6984	MS9123-04	96906	SCREW, MACHINE: 1/4-28UNF-3A, 5/8 IN. LG	EA	11
28	2	PAOZZ	5310-00-959-7600	MS51922-5	96906	NUT, SELF-LOCKING, HEXAGON: 1/4-28UNF-2B	EA	12
28	3	PAOZZ	5310-00-809-4058	MS27183-10	96906	WASHER, FLAT: 0.281 IN. ID, 0.625 IN. OD, 0.065 IN. THK	EA	11
C 28	4	PAOZZ	4240-00-003-5206	E5-19-5205-60	81361	STRAP, WEBBING: TIE DOWN	EA	4
28	5	XBOZZ		B5-19-6544-4	81361	U-BOLT: 3/8-24UNF-2A THD	EA	1
28	6	PAOZZ	5310-00-982-4908	MS21045-6	96906	NUT, SELF-LOCKING, HEXAGON: 3/8-24UNF-2B	EA	10
28	7	XBOZZ		B5-19-6544-1	81361	U-BOLT: 3/8-24UNF-2A THD	EA	2
28	8	PAOZZ	4240-00-003-5204	E5-19-5205-50	81361	STRAP, WEBBING: TIE DOWN	EA	1
28	9	PAOZZ	4240-00-003-5202	E5-19-5205-10	81361	STRAP, WEBBING: TIE DOWN	EA	1
28	10	PAOZZ	4240-00-008-1676	E5-19-5205-20	81361	STRAP, WEBBING: TIE DOWN	EA	2
28	11	XBOZZ		B5-19-6544-3	81361	U-BOLT: 3/8-24UNF-2A THD	EA	1
28	12	XBOZZ		B5-19-6544-2	81361	U-BOLT: 3/8-24UNF-2A THD	EA	1
28	13	PAOZZ	4240-00-003-5203	E5-19-5205-30	81361	STRAP, WEBBING: TIE DOWN	EA	1
28	14	PAOZZ	5305-00-267-8974	MS90726-8	96906	SCREW, CAP, HEXAGON HEAD: 1/4-28UNF-2A, 1 IN. LG	EA	2
28	15	PAOZZ	4240-00-003-5207	E5-19-5205-80	81361	STRAP, WEBBING: TIE DOWN	EA	1
28	16	PAOZZ	5306-00-853-4515	CLOSB	99862	BOLT, EYE	EA	2
28	17	PAOZZ	5310-00-984-3806	MS51922-9	96906	NUT, SELF-LOCKING, HEXAGON: 5/16-18UNC-2B	EA	2

SAREA FORM 96 REPLACES SAREA-DE FORM 10-1, 1 MAY 74, WHICH IS OBSOLETE.
1 DEC 74

CHANGE 1

27

SECTION II. REPAIR PARTS LIST

(1) ILLUS FIG NO.	(2) ITEM NO.	(3) SMR CODE	(3) NATIONAL STOCK NUMBER (NSN)	(4) PART NUMBER	(5) FSCM	(6) DESCRIPTION	(7) U/M	(8) QTY INC IN UNIT
							USABLE ON CODE	
28	18	PAOZZ	5310-00-081-4219	MS27183-12	96906	WASHER, FLAT: 0.344 IN. ID, 0.688 IN. OD, 0.065 IN. THK SUBGROUP: 0406 MAIN CONTROL- INDICATOR	EA	2
29		PAOFF	4240-00-777-3431	E5-19-4796	81361	CONTROL-INDICATOR: MAIN	EA	1
C 29	1	PAOZZ	5305-00-995-3440	MS35207-270	96906	SCREW, MACHINE: NO. 10-32UNF-2A, 1-3/4 IN. LG	EA	4
C 29	2	PAOZZ	5310-00-809-8546	MS27183-8	96906	WASHER, FLAT: 0.219 IN. ID, 0.438 IN. OD, 0.049 IN. THK	EA	12
C 29	3	PAOZZ	5305-00-087-0259	MS9122-05	96906	SCREW, MACHINE: NO. 10-32UNF-3A, 5/8 IN. LG	EA	8
29	4	PAFZZ	5320-00-899-0981	AD42BS	61957	RIVET, BLIND: 1/8 IN. NOM DIA, 0.247 IN. LG	EA	6
29	5	XBFZZ		D5-19-4990	81361	PLATE, IDENTIFICATION: MAIN CONTROL-INDICATOR	EA	1
29	6	PAFZZ	5305-00-984-4988	MS35206-228	96906	SCREW, MACHINE: NO. 6-32UNC-2A, 3/8 IN. LG	EA	20
29	7	PAFZZ	5310-00-045-4007	MS35338-41	96906	WASHER, LOCK: NO. 6 NOM SIZE	EA	20
29	8	PAFZZ	5310-00-983-8483	MS27183-5	96906	WASHER, FLAT: 0.156 IN. ID, 0.312 IN. OD, 0.035 IN. THK	EA	20
29	9	MFFZZ		B5-19-6777	81361	GASKET: MFD FROM NSN 9320-00-092- 5019	EA	3
29	10	PAFZZ	5925-00-758-4624	JA3A3-5-2	74193	CIRCUIT BREAKER	EA	1
29	11	PAFZZ	5925-00-009-6341	JA3A2A3A3- 10-2	74193	CIRCUIT BREAKER	EA	1
29	12	PAFZZ	5925-00-192-5792	JA3A2A3A3- 15-2	74193	CIRCUIT BREAKER	EA	1
29	13	MFFZZ		B5-19-6776	81361	GASKET: MFD FROM NSN 9320-00-092- 5019	EA	1
29	14	PAFZZ	5925-00-871-6497	JA1A3-10-2	74193	CIRCUIT BREAKER	EA	1
29	15	PAFZZ	5930-00-984-9971	MS25307-232	96906	SWITCH, TOGGLE	EA	1
29	16	PAFZZ	5930-00-984-9970	MS25307-302	96906	SWITCH, TOGGLE	EA	1
29	17	PAFZZ	5930-00-501-1749	MS25089-3C	96906	SWITCH, PUSH	EA	3

SAREA FORM 96 REPLACES SAREA-DE FORM 10-1, 1 MAY 74, WHICH IS OBSOLETE.
1 DEC 74

CHANGE 1

28

SECTION II. REPAIR PARTS LIST

(1) ILLUS FIG NO.	(2) ITEM NO.	(3) SMR CODE	(3) NATIONAL STOCK NUMBER (NSN)	(4) PART NUMBER	(5) FSCM	(6) DESCRIPTION	(7) U/M	(8) QTY INC IN UNIT
	29	18	PAFZZ 6210-00-826-3994	156-410-2900-201	72619	LIGHT, PANEL: 28 VOLT DC LAMP	EA	1
R	29	19	PACZZ 6240-00-223-9100	T3-1-4	24446	LAMP, GLOW	EA	1
	29	20	PAFZZ 5305-00-984-6195	MS35206-247	96906	SCREW, MACHINE: NO. 8-32UNC-2A, 3/4 IN. LG	EA	2
	29	21	PAFZZ 5310-00-809-8544	MS27183-7	96906	WASHER, FLAT: 0.188 IN. ID, 0.375 IN. OD, 0.049 IN. THK	EA	2
C	29	22	PAFZZ 5920-00-687-1896	MILF19207-13	81349	FUSEHOLDER, EXTRACTOR POST	EA	1
	29	23	PAFZZ 5310-00-811-3494	MS21044N08	96906	NUT, SELF-LOCKING, HEXAGON: NO. 8-32UNC-3B	EA	2
	29	24	PACZZ 5920-00-007-9276	KAW25	71400	FUZE, CARTRIDGE: 26 VOLT, DC	EA	1
	29	25	PAFZZ 6645-00-456-7653	MS90445-2	96906	METER, TIME TOTALIZING: DIGITAL, 115 VOLT, 60 HERTZ	EA	1
	29	26	MFFZZ	B5-19-5130	81361	GASKET: MFD FROM NSN 9320-00-092- 5019	EA	1
	29	27	PAFZZ 6625-00-066-1278	13211E6918	97403	AMMETER: BATTERY CHARGE	EA	1
	29	28	PAFZZ 6625-00-054-2038	13211E6992-1	97403	METER, ELECTRICAL FREQUENCY	EA	1
	29	29	MFFZZ	E5-19-4796-13	81361	GASKET: MFD FROM NSN 9320-00-092- 5019	EA	1
C	30	1	PAFZZ 5305-00-989-7434	MS35207-263	96906	SCREW, MACHINE: NO. 10-32UNF-2A, 1/2 IN. LG	EA	5
C	30	2	PAFZZ 5310-00-809-8546	MS27183-8	96906	WASHER, FLAT: 0.219 IN. ID, 0.438 IN. OD, 0.049 IN. THK	EA	7
	30	3	XBFZZ	C5-19-4903-2	81361	BRACKET, ANGLE	EA	1
	30	4	XBFZZ	C5-19-4903-1	81361	BRACKET, ANGLE	EA	2
	30	5	PAFZZ 5945-00-986-8988	D5-19-4833	81361	RELAY, THERMAL	EA	1
	30	6	PAFZZ 5945-00-192-3152	C5-19-4877-1	81361	RELAY, SOLID STATE	EA	1
	30	7	PAFZZ 5305-00-889-3000	MS35206-230	96906	SCREW, MACHINE: NO. 6-32UNC-2A, 1/2 IN. LG	EA	12
	30	8	PAFZZ 5310-00-081-8087	MS21044N06	96906	NUT, SELF-LOCKING, HEXAGON: NO. 6-32UNC-3B	EA	12
	30	9	PAFZZ 5310-00-983-8483	MS27183-5	96906	WASHER, FLAT: 0.156 IN. ID, 0.312 IN. OD, 0.035 IN. THK	EA	12

SAREA FORM 96 REPLACES SAREA-DE FORM 10-1, 1 MAY 74, WHICH IS OBSOLETE.
1 DEC 74

CHANGE 1

29

SECTION II. REPAIR PARTS LIST

(1) ILLUS FIG NO.	(2) ITEM NO.	(3) SMR CODE	(3) NATIONAL STOCK NUMBER (NSN)	(4) PART NUMBER	(5) FSCM	(6) DESCRIPTION	(7) U/M	(8) QTY INC IN UNIT
							USABLE ON CODE	
	30	10	XBFZZ	77M1P8	02660	SOCKET, RELAY	EA	1
	30	11	XBFZZ	77M1P11	02660	SOCKET, RELAY	EA	1
	30	12	PAFZZ	5945-00-172-2894	CDC38-30003	77342 RELAY, SOLID STATE	EA	1
	30	13	PAFZZ	5310-00-857-5558	MS21045L04	96906 NUT, SELF-LOCKING, HEXAGON: NO. 4-40UNC-3B	EA	12
C	30	14	XBFZZ	5935-00-763-8699	27E122	77342 SOCKET, PLUG-IN ELECTRONIC COMPONENTS	EA	1
	30	15	PAFZZ	5305-00-889-2999	MS35206-217	96906 SCREW, MACHINE: NO. 4-40UNC-2A, 1/2 IN. LG	EA	12
	30	16	PAFZZ	5310-00-951-4679	MS27183-3	96906 WASHER, FLAT: 0.125 IN. ID, 0.250 IN. OD, 0.022 IN. THK	EA	10
	30	17	PAFZZ	5935-00-853-0959	MS3100R18-4S	96906 CONNECTOR, RECEPTACLE, ELECTRICAL	EA	1
	30	18	PAFZZ	5935-00-853-1915	MS3100R28-11 PW	96906 CONNECTOR, RECEPTACLE, ELECTRICAL	EA	1
	30	19	PAFZZ	5935-00-726-3440	MS3100R28-11P	96906 CONNECTOR, RECEPTACLE, ELECTRICAL	EA	1
	30	20	PAFZZ	5310-00-877-5797	MS21044N3	96906 NUT, SELF-LOCKING, HEXAGON: NO. 10-32UNF-3B	EA	2
	30	21	PAFZZ	5340-00-776-1100	MS21322-44	96906 CLAMP, LOOP: 1 IN. NOM DIA, CUSHIONED	EA	2
C	30	22	PAFZZ	5340-00-898-2083	MS21322-38	96906 CLAMP, LOOP: 1/2 IN. NOM DIA, CUSHIONED	EA	1
	30	23	PAFZZ	5935-00-879-1831	MS3106R36-9S	96906 CONNECTOR, PLUG, ELECTRICAL	EA	1
	30	24	PAFZZ	5935-00-727-1970	MS3106R20-4S	96906 CONNECTOR, PLUG, ELECTRICAL	EA	1
C	30	25	PAFZZ	5305-00-993-1848	MS35207-265	96906 SCREW, MACHINE: NO. 10-32UNF-2A, 3/4 IN. LG	EA	2
C	30	26	PAFZZ	5945-00-686-6877	MS24166D1	96906 RELAY, SOLENOID: 50 AMP, 28 VOLT, DC	EA	1
	30	27	PAFZZ	5305-00-984-6195	MS35206-247	96906 SCREW, MACHINE: NO. 8-32UNC-2A 3/4 IN. LG	EA	6
	30	28	PAFZZ	5945-00-172-9119	D5-19-4820	81361 RELAY, SOLENOID: 25 AMP, 24 VOLT, DC	EA	2
	30	29	PAFZZ	5305-00-984-6191	MS35206-243	96906 SCREW, MACHINE: NO. 8-32UNC-2A, 3/8 IN. LG	EA	4

SAREA FORM 96 REPLACES SAREA-DE FORM 10-1, 1 MAY 74, WHICH IS OBSOLETE.
1 DEC 74

CHANGE 1

30

SECTION II. REPAIR PARTS LIST

(1) ILLUS FIG NO.	(2) ITEM NO.	(3) SMR CODE	(3) NATIONAL STOCK NUMBER (NSN)	(4) PART NUMBER	(5) FSCM	(6) DESCRIPTION	(7) U/M	(8) QTY INC IN UNIT
							USABLE ON CODE	
	30	PAFZZ	5310-00-559-0070	MS35333-38	96906	WASHER, LOCK: NO. 8 NOM SIZE	EA	4
C	30	PAFZZ	5310-00-809-8544	MS27183-7	96906	WASHER, FLAT: 0.188 IN. ID, 0.375 IN. OD, 0.049 OM/ THK	EA	10
	30	PAFZZ	6115-00-940-0175	13211E6901	97403	CONVERTER, CONTROL	EA	1
	30	PAFZZ	5940-00-060-8063	12	89020	TERMINAL, QUICK DISCONNECT	EA	1
	30	PAFZZ	5940-00-060-8064	11	89020	TERMINAL, ELECTRICAL	EA	2
C	30	PAFZZ	5940-00-060-8057	125	89020	TERMINAL, JUNCTION BLOCK. SECTIONAL	EA	15
	30	PAFZZ	5940-00-009-8753	10	89020	LINK, TERMINAL CONNECTING	EA	4
	30	PAFZZ	5905-00-114-5456	RCR20G684JS	81349	RESISTOR, FIXED, COMPOSITION: 680 KILOHM, 0.5 WATT	EA	1
C	30	PAFZZ	5940-00-060-8054	130	89020	TERMINAL, ELCTRICAL	EA	1
	30	PAFZZ	5905-00-104-8343	RCR32G100JS	81349	RESISTOR, FIXED, COMPSITION: 10 OHM, 1 WATT	EA	1
	30	PAFZZ	5910-00-843-0354	TE-1309	56289	CAPACITOR, FIXED, ELECTROLYTIC: 100 UF, 50 VOLT	EA	1
	30	PAFZZ	5940-00-204-8990	MS25036-111	96906	TERMINAL, LUG: CRIMP SYTLE	EA	6
	30	PAFZZ	5940-00-143-4775	MS25036-156	96906	TERMINAL, LUG: CRIMP STYLE	EA	2
	30	PAFZZ	5940-00-143-4774	MS25036-153	96906	TERMINAL, LUG: CRIMP STYLE	EA	22
	30	PAFZZ	5940-00-143-4794	MS25036-112	96906	TERMINAL, LUG: CRIMP STYLE	EA	9
	30	PAFZZ	5940-00-113-8179	MS25036-107	96906	TERMINAL, LUG: CRIMP STYLE	EA	30
	30	PAFZZ	5940-00-283-5280	MS25036-106	96906	TERMINAL, LUG: CRIMP STYLE	EA	14
	30	MFFZZ		E5-19-4796- 16	81361	INSULATION SLEEVING, ELECTRICAL: MFD FROM NSN 5970-00-177-1547	FT	V
	30	MFFZZ		M5086-1-12	81349	WIRE, ELECTRICAL: MFD FROM NSN 6145-00-578-7521	FT	V
	30	MFFZZ		M5086-1-16	81349	WIRE, ELECTRICAL: MFD FROM NSN 6145-00-578-6605	FT	V
C	30	XAFZZ		E5-19-4921	81361	PANEL	EA	1
	30	PAFZZ	5935-00-686-9540	MS3100R14S7S	96906	CONNECTOR, RECEPTACLE, ELECTRICAL	EA	1

SAREA FORM 96 REPLACES SAREA-DE FORM 10-1, 1 MAY 74, WHICH IS OBSOLETE.
1 DEC 74

CHANGE 1

31

SECTION II. REPAIR PARTS LIST

(1) ILLUS FIG NO.	(2) ITEM NO.	(3) SMR CODE	(3) NATIONAL STOCK NUMBER (NSN)	(4) PART NUMBER	(5) FSCM	(6) DESCRIPTION	(7) U/M	(8) QTY INC IN UNIT
						SUBGROUP: 0407 FUEL LINES AND PUMP		
31	1	AFFZZ		B5-19-5134	81361	TUBE, BENT: HEATER TO FUEL FILTER	EA	1
31	2	MFFZZ		B5-19-5134-1	81361	TUBE, BENT: COPPER, 1/4 IN. OD, 0.030 IN. WALL THK MFD FROM NSN 4710-00-277-5525	EA	1
31	3	PAFZZ	4730-00-189-2737	MS35872-2	96906	NUT, TUBE COUPLING: 1/4 IN. OD TUBE SIZE, 7/16-20UNF-2B	EA	2
31	4	PAFZZ	4730-00-266-0532	648F1-4X1-8	30327	ADAPTER, STRAIGHT, PIPE TO TUBE: 1/4 IN. OD TUBE SIZE, 1/8 IN. NPT, BRASS	EA	1
31	5	PAFZZ	5325-00-929-0054	250	14829	GROMMET, PLASTIC	EA	1
31	6	PAFZZ	5305-00-989-7435	MS35207-264	96906	SCREW, MACHINE: NO. 10-32UNF-2A, 5/8 IN. LG	EA	1
31	7	PAFZZ	5310-00-857-4945	MS21045L3	96906	NUT, SELF-LOCKING, HEXAGON: NO. 10-32UNF-3B	EA	3
31	8	PAFZZ	5310-00-809-8546	MS27183-8	96906	WASHER, FLAT: 0.219 IN. ID, 0.438 IN. OD, 0.049 IN. THK	EA	8
31	9	PAFZZ	5305-00-989-7434	MS35207-263	96906	SCREW, MACHINE: NO. 10-32UNF-2A, 1/2 IN. LG	EA	7
31	10	PAFZZ	5340-00-901-1320	MS21322-24	96906	CLAMP, LOOP: 1/4 IN. NOM DIA, CUSHIONED	EA	5
31	11	PAFZZ	4730-00-011-8537	MS39167-3	96906	NUT, TUBE COUPLING: 1/4 IN. OD TUBE SIZE, 7/16-20UNF-2B, BRASS	EA	4
31	12	MFFZZ		B5-19-6798	81361	TUBE, BENT: COPPER, 1/4 IN. OD, 0.030 IN. WALL THK MFD FROM NSN 4710-00-277-5525	EA	1
31	13	MFFZZ		B5-19-6796	81361	TUBE, BENT: COPPER, 1/4 IN. OD, 0.030 IN. WALL THK MFD FROM NSN 4710-00-277-5525	EA	1
31	14	XBFZZ		45X4	79470	TEE, PIPE TO TUBE: 1/4 IN. OD TUBE SIZE, 1/8 IN. NPT	EA	1
31	15	PAOZZ	4730-00-231-5632	MS39162-3	96906	ELBOW, PIPE TO TUBE: 1/4 IN. OD TUBE SIZE, 1/8 IN. NPT, 90 DEG, BRASS	EA	3

USABLE ON CODE

SAREA FORM 96 REPLACES SAREA-DE FORM 10-1, 1 MAY 74, WHICH IS OBSOLETE.
1 DEC 74

CHANGE 1

32

SECTION II. REPAIR PARTS LIST

(1) ILLUS FIG NO.	(2) ITEM NO.	(3) SMR CODE	(3) NATIONAL STOCK NUMBER (NSN)	(4) PART NUMBER	(5) FSCM	(6) DESCRIPTION	(7) U/M	(8) QTY INC IN UNIT
							USABLE ON CODE	
31	16	MFFZZ		B5-19-6797	81361	TUBE, BENT: COPPER, 1/4 IN. OD, 0.030 IN. WALL THK MFD FROM NSN 4710-00-277-5525	EA	1
31	17	XBFZZ		646F	30327	CONNECTOR, FEMALE: 1/4 IN. OD TUBE SIZE, 1/4 IN. NPT	EA	1
31	18	PAFZZ	4720-00-100-2844	91567-5	28976	HOSE ASSEMBLY, METALLIC: FLEXIBLE	EA	1
31	19	PAFZZ	4730-00-277-7621	69F1-4X1-4	30327	ELBOW, PIPE TO TUBE: 1/4 IN. OD TUBE SIZE, 1/4 IN. NPT, 90 DEG, BRASS	EA	1
31	20	XBFZZ		B5-19-6571	81361	BRACKET, ANGLE	EA	1
31	21	PAFZZ	5340-00-008-5795	MS21322-53	96906	CLAMP, LOOP: 2-1/8 IN. NOM DIA, CUSHIONED	EA	1
31	22	PAFZZ	4240-00-497-5228	C5-19-5088	81361	PUMP, FUEL, HEATER	EA	1
31	23	XBOZZ		479130	72850	COVER, FUEL PUMP	EA	1
31	24	PAOZZ	5330-00-763-9322	479136	72850	GASKET: FUEL PUMP	EA	1
C 31	25	PAOZZ	2910-00-483-5176	479012	72850	PLUG, MAGNETIC: FUEL PUMP	EA	1
31	26	PAOZZ	2910-00-893-6402	479135	72850	STRAINER ELEMENT, SEDIMENT	EA	1
						SUBGROUP: 0408 REFRIGERATION TUBING ASSEMBLY		
32	1	PAFZZ	5305-00-989-7435	MS35207-264	96906	SCREW, MACHINE: NO. 10-32UNF-2A, 5/8 IN. LG	EA	6
32	2	PAFZZ	5310-00-857-4945	MS21045L3	96906	NUT, SELF-LOCKING, HEXAGON: NO. 10-32UNF-3B	EA	7
32	3	PAFZZ	5310-00-809-8546	MS27183-8	96906	WASHER, FLAT: 0.219 IN. ID, 0.428 IN. OD, 0.049 IN. THK	EA	11
32	4	XBFZZ		B5-19-5057	81361	BRACKET, MOUNTING	EA	1
32	5	PAFZZ	5305-00-993-1848	MS35207-265	96906	SCREW, MACHINE: NO. 10-32UNF-2A, 3/4 IN. LG	EA	5
32	6	PAFZZ	5340-00-905-9805	MS21322-43	96906	CLAMP, LOOP: 7/8 IN. NOM DIA, CUSHIONED	EA	1
32	7	PAFZZ	5340-00-804-2252	MS21919WDH8	96906	CLAMP, LOOP: 1/2 IN. NOM DIA, CUSHIONED	EA	1
32	8	PAFZZ	4730-00-189-2737	MS35872-2	96906	NUT, TUBE COUPLING: 1/4 IN. OD TUBE SIZE, 7/16-20UNF-2B	EA	2

SAREA FORM 96 REPLACES SAREA-DE FORM 10-1, 1 MAY 74, WHICH IS OBSOLETE.
1 DEC 74

SECTION II. REPAIR PARTS LIST

(1) ILLUS FIG NO.	(2) ITEM NO.	(3) SMR CODE	(3) NATIONAL STOCK NUMBER (NSN)	(4) PART NUMBER	(5) FSCM	(6) DESCRIPTION	(7) U/M	(8) QTY INC IN UNIT
							USABLE ON CODE	
32	9	MFFZZ		B5-19-5118	81361	TUBE, BENT: MFD FROM NSN 4710-00-277-5525	EA	1
32	10	MFFZZ		E5-19-5000-18	81361	TUBE, COPPER: 7/8 IN. NOM DIA, 1-3/4 IN. LG MFD FROM NSN 4710-00-277-5532	EA	1
32	11	PAFZZ	4730-00-821-9183	MS35929-7	96906	TEE, TUBE: 7/8 IN. TUBE SIZE, SOLDER TYPE	EA	1
32	12	PAFZZ	4820-00-035-6257	C5-19-4914	81361	VALVE, EXPANSION	EA	1
32	13	MFFZZ		B5-19-5136	81361	TUBE, BENT: MFD FROM NSN 4710-00-277-5529	EA	1
32	14	PAFZZ	5325-00-932-1970	500	14829	GROMMET, PLASTIC: 1/2 IN. NOM ID	EA	1
32	15	PAFZZ	6680-00-033-6338	MI30-1-2S	28193	INDICATOR, SIGHT, LIQUID	EA	1
32	16	PAFZZ	4730-00-445-0594	W2621	41947	ELBOW, TUBE: 1/2 IN. TUBE SIZE, 90 DEG, SOLDER TYPE	EA	1
32	17	PAFZZ	5340-00-664-2370	MS21919DG36	96906	CLAMP, LOOP: 2-1/4 IN. NOM DIA, CUSHIONED	EA	1
32	18	PAFZZ	4130-00-087-4760	ADK084S	70255	DEHYDRATOR, DESICCANT, REFRIGERANT	EA	1
32	19	MFFZZ		D5-19-5000-1	81361	TUBE, COPPER: 1/2 IN. NOM DIA, 5-3/4 IN. LG MFD FROM NSN 4710-00-277-5529	EA	1
32	20	PAFZZ	4730-00-254-6449	MS35917-4	96906	ELBOW, TUBE: 1/2 IN. TUBE SIZE, 90 DEG, SOLDER TYPE	EA	2
32	21	MFFZZ		E5-19-5000-2	81361	TUBE, COPPER: 1/2 IN. NOM DIA, 12.38 IN. LG MFD FROM NSN 4710-00-277-5529	EA	1
32	22	PAFZZ	4730-00-162-1946	MS35917-4U	96906	ELBOW, TUBE: 1/2 IN. TUBE SIZE 45 DEG, SOLDER TYPE	EA	1
32	23	MFFZZ		E5-19-5000-3	81361	TUBE, COPPER: 1/2 IN. NOM DIA, 11-3/4 IN. LG MFD FROM NSN 4710-00-277-5529	EA	1
32	24	PAFZZ	5340-00-144-6653	MS21322-50	96906	CLAMP, LOOP: 1-3/4 IN. NOM DIA, CUSHIONED	EA	1
32	25	MFFZZ		B5-19-5149	81361	TUBE, BENT: MFD FROM NSN 4710-00-595-1823	EA	1
32	26	XBFZZ		W10147	41947	COUPLING, TUBE: 1-1/8 IN. TUBE SIZE, SOLDER TYPE	EA	1

SAREA FORM 96 REPLACES SAREA-DE FORM 10-1, 1 MAY 74, WHICH IS OBSOLETE.
1 DEC 74

CHANGE 1

34

SECTION II. REPAIR PARTS LIST

(1) ILLUS FIG NO.	(2) ITEM NO.	(3) SMR CODE	(3) NATIONAL STOCK NUMBER (NSN)	(4) PART NUMBER	(5) FSCM	(6) DESCRIPTION	(7) U/M	(8) QTY INC IN UNIT
							USABLE ON CODE	
C	32	27	PAFZZ 5325-00-970-2417	1110	14829	GROMMET, PLASTIC	EA	1
	32	28	MFFZZ	E5-19-5000-17	81361	TUBE, COPPER: 7/8 IN. NOM DIA, 6-1/2 IN. LG MFD FROM NSN 4710-00-277-5532	EA	1
	32	29	MFFZZ	E5-19-5000-4	81361	TUBE, COPPER: 3/4 IN. NOM DIA, 2.62 IN. LG MFD FROM NSN 4710-00-554-8692	EA	1
	32	30	PAFZZ 4730-00-254-6424	MS35917-6	96906	ELBOW, TUBE: 3/4 IN. TUBE SIZE, 90 DEG, SOLDER TYPE	EA	2
	32	31	PAFZZ 4130-00-922-6515	W1725	41947	BUSHING: FLUSH, 7/8 IN. OD TO 3/4 IN. ID, SOLDER TYPE	EA	1
	32	32	PAFZZ 5340-00-726-9323	MS21919DG24	96906	CLAMP, LOOP: 1-1/2 IN. DIA, CUSHIONED	EA	1
	32	33	MFFZZ	B5-19-5117	81361	TUBE, BENT: MFD FROM NSN 4710-00-277-5525	EA	1
	32	34	PAFZZ 4820-00-090-8675	C5-19-4915	81361	VALVE, EXPANSION	EA	1
	32	35	PAFZZ 4730-00-818-3814	W2050	41947	ELBOW, TUBE: 1-1/8 IN. TO 3/4 IN. TUBE SIZE, SOLDER TYPE	EA	1
	32	36	MFFZZ	E5-19-5000-19	81361	TUBE, COPPER: 3/4 IN. NOM DIA, 13.56 IN. LG MFD FROM NSN 4710-00-554-8692	EA	1
	32	37	PAFZZ 4730-00-264-9156	W1028	41947	COUPLING, TUBE: 3/4 IN. TUBE SIZE, SOLDER TYPE	EA	1
C	32	38	MFFZZ	E5-19-5000-307	81361	INSULATION SLEEVING, THERMAL: 1-1/8 IN. ID MDF FROM NSN 5640-01-025-8061	IN	40
	32	39	MFFZZ	E5-19-5000-8	81361	TUBE, COPPER: 1-1/8 IN. NOM DIA, 22 IN. LG MFD FROM NSN 4710-00-595-1823	EA	1
C	32	40	PAFZZ 4730-00-254-6460	MS35917-9U	96906	ELBOW, TUBE: 1-1/8 IN. TUBE SIZE, 45 DEG, SOLDER TYPE	EA	1
	32	41	MFFZZ	E5-19-5000-14	81361	TUBE, COPPER: 1-1/8 IN. NOM DIA, 11.50 IN. LG MFD FROM NSN 4710-00-595-1823	EA	1
	32	42	PAFZZ 4730-00-254-6448	MS35917-9	96906	ELBOW, TUBE: 1-1/8 IN. TUBE SIZE, 90 DEG, SOLDER TYPE	EA	1
	32	43	MFFZZ	E5-19-5000-11	81361	TUBE, COPPER: 3/4 IN. NOM DIA, 18.62 IN. LG MFD FROM NSN 4710-00-554-8692	EA	1

SAREA FORM 96 REPLACES SAREA-DE FORM 10-1, 1 MAY 74, WHICH IS OBSOLETE.
1 DEC 74

SECTION II. REPAIR PARTS LIST

(1) ILLUS FIG NO.	(2) ITEM NO.	(3) SMR CODE	(3) NATIONAL STOCK NUMBER (NSN)	(4) PART NUMBER	(5) FSCM	(6) DESCRIPTION	(7) U/M	(8) QTY INC IN UNIT
							USABLE ON CODE	
32	44	PAFZZ	4730-00-100-2841	MS35917-6U	96906	ELBOW, TUBE: 3/4 IN. TUBE SIZE, 45 DEG, SOLDER TYPE	EA	1
32	45	MFFZZ		E5-19-5000-9	81361	TUBE, COPPER: 3/4 IN. NOM DIA, 10.12 IN. LG MFD FROM NSN 4710-00-554-8692	EA	1
32	46	XBFZZ		B5-19-5102	81361	BRACKET, SUPPORT	EA	1
32	47	XBFZZ		B5-19-4977	81361	BRACKET, SUPPORT: DRYER FILTER	EA	1
33	1	PAFZZ	5305-00-993-1848	MS35207-265	96906	SCREW, MACHINE: NO. 10-32UNF-2A, 3/4 IN. LG	EA	10
33	2	PAFZZ	5310-00-857-4945	MS21045L3	96906	NUT, SELF-LOCKING, HEXAGON: NO. 10-32UNF-3B	EA	10
33	3	PAFZZ	5310-00-809-8546	MS27183-8	96906	WASHER, FLAT: 0.219 IN. ID, 0.438 IN. OD, 0.049 IN. THK	EA	10
33	4	XBFZZ		C5-19-5105	81361	LEAD, ELECTRICAL	EA	1
33	5	PAFZZ	5340-00-144-6653	MS21322-50	96906	CLAMP, LOOP: 1-7/8 IN. NOM DIA, CUSHIONED	EA	1
33	6	PAFZZ	5340-00-726-9323	MS21919DG24	96906	CLAMP, LOOP: 1-1/2 IN. NOM DIA, CUSHIONED	EA	1
33	7	PAFZZ	5340-00-804-2252	MS21919WDH8	96906	CLAMP, LOOP: 1/2 IN. NOM DIA, CUSHIONED	EA	2
33	8	PAFZZ	5340-00-682-1617	MS21919DG12	96906	CLAMP, LOOP: 3/4 IN. NOM DIA, CUSHIONED	EA	2
C	33	9	MFFZZ	E5-19-5000-307	81361	INSULATION SLEEVING, THERMAL: 1-1/8 IN. ID MFD FROM NSN 5640-01-025-8061	IN	30
33	10	MFFZZ		E5-19-5000-13	81361	TUBE, COPPER: 1-1/8 IN. NOM DIA, 27-1/2 IN. LG MFD FROM NSN 4710-00-595-1823	EA	1
33	11	PAFZZ	4730-00-958-8908	W1049	41947	REDUCER, TUBE: 1-1/8 IN. TO 7/8 IN. TUBE SIZE SOLDER TYPE	EA	1
C	33	12	MFFZZ	E5-19-5000-310	81361	INSULATION SLEEVING, THERMAL: 7/8 IN. ID MDF FROM NSN 5640-01-025-8058	IN	42
C	33	13	MFFZZ	B5-19-5113	81361	TUBE, BENT: MFD FROM NSN 4710-00-277-5532	EA	1
33	14	MFFZZ		B5-19-5128	81361	TUBE, BENT: MFD FROM NSN 4710-00-277-5529	EA	1

SAREA FORM 96 REPLACES SAREA-DE FORM 10-1, 1 MAY 74, WHICH IS OBSOLETE.
1 DEC 74

SECTION II. REPAIR PARTS LIST

(1) ILLUS FIG NO.	(2) ITEM NO.	(3) SMR CODE	(3) NATIONAL STOCK NUMBER (NSN)	(4) PART NUMBER	(5) FSCM	(6) DESCRIPTION	(7) U/M	(8) QTY INC IN UNIT
C	33	15	MFFZZ	E5-19-5000-10	81361	TUBE, COPPER: 3/4 IN. NOM DIA, 36-7/8 IN. LG MFD FROM NSN 4710-00-554-8692	EA	1
	33	16	PAFZZ 4730-00-100-7238	MS35929-6	96906	TEE, TUBE: 3/4 IN. TUBE SIZE, SOLDER TYPE	EA	1
	33	17	MFFZZ	B5-19-5119	81361	TUBE, BENT: MFD FROM NSN 4710-00- 554-8692	EA	1
	33	18	PAFZZ 4730-00-813-3720	W3330	41947	ELBOW, TUBE: 3/4 IN. TUBE SIZE, 45 DEG, SOLDER TYPE	EA	4
	33	19	MFFZZ	E5-19-5000-12	81361	TUBE, COPPER: 3/4 IN. NOM DIA, 2-3/4 IN. LG MFD FROM NSN 4710-00-554-8692	EA	1
	33	20	PAFZZ 4730-00-264-9156	W1028	41947	COUPLING, TUBE: 3/4 IN. TUBE SIZE, SOLDER TYPE	EA	2
	33	21	MFFZZ	E5-19-5000-6	81361	TUBE, COPPER: 3/4 IN. NOM DIA, 5-14/4 IN. LG MFD FROM NSN 4710-00-554-8692	EA	1
	33	22	PAFZZ 4730-00-254-6424	MS35917-6	96906	ELBOW, TUBE: 3/4 IN. TUBE SIZE, 90 DEG, SOLDER TYPE	EA	1
	33	23	MFFZZ	E5-19-5000-5	81361	TUBE, COPPER: 3/4 IN. NOM DIA, 6 IN. LG MFD FROM NSN 4710-00-554-8692	EA	1
	33	25	PAFZZ 4730-00-821-3037	W2321	41947	ELBOW, TUBE: 1/2 IN. TUBE SIZE, 90 DEG, SOLDER TYPE	EA	1
	33	26	MFFZZ	B5-19-5141	81361	TUBE, BENT: MFD FROM NSN 4710-00- 277-5529	EA	1
	33	27	PAFZZ 4730-00-254-6449	MS35917-4	96906	ELBOW, TUBE: 1/2 IN. TUBE SIZE, 90 DEG, SOLDER TYPE	EA	1
	33	28	PAFZZ 4730-00-908-6293	MS35842-15	96906	CLAMP, HOSE: 3-5/16 IN. TO 4-1/4 IN. DIA RANGE	EA	2
	33	29	PAFZZ 4130-00-174-7834	D5-19-4812	81361	RECEIVER, LIQUID REFRIGERANT	EA	1
	33	30	XBFZZ	C5-19-4993	81361	BRACKET, MOUNTING	EA	2
	34	1	PAFZZ 5305-00-989-7435	MS35207-264	96906	SCREW, MACHINE: NO. 10-32UNF-2A, 5/8 IN. LG	EA	6
	34	2	PAFZZ 5310-00-857-4945	MS21045L3	96906	NUT, SELF-LOCKING, HEXAGON: NO. 10-32UNF-3B	EA	10

USABLE ON CODE

SAREA FORM 96 REPLACES SAREA-DE FORM 10-1, 1 MAY 74, WHICH IS OBSOLETE.
1 DEC 74

CHANGE 1

37

SECTION II. REPAIR PARTS LIST

(1) ILLUS FIG NO.	(2) ITEM NO.	(3) SMR CODE	(3) NATIONAL STOCK NUMBER (NSN)	(4) PART NUMBER	(5) FSCM	(6) DESCRIPTION	(7) U/M	(8) QTY INC IN UNIT
							USABLE ON CODE	
34	3	PAFZZ	5310-00-809-8546	MS27183-8	96906	WASHER, FLAT: 0.219 IN. ID, 0.438 IN. OD, 0.049 IN. THK	EA	14
34	4	PAFZZ	5340-00-901-1320	MS21322-34	96906	CLAMP, LOOP: 1/4 IN. NOM DIA, CUSHIONED	EA	2
34	5	XBFZZ		B5-19-5022	81361	BRACKET, VALVE	EA	2
34	6	PAFZZ	4820-00-079-4560	9270	28193	VALVE, ANGLE	EA	2
34	7	PAFZZ	5305-00-989-7434	MS35207-263	96906	SCREW, MACHINE: NO. 10-32UNF-2A, 1/2 IN. LG	EA	6
34	8	PAFZZ	5310-00-576-5752	MS35333-39	96906	WASHER, LOCK: NO. 10 NOM SIZE	EA	4
34	9	XAFZZ		C5-19-4849	81361	COVER, ELECTRICAL SWITCH	EA	1
34	10	PAFZZ	5930-00-182-7340	D5-19-4832	81361	SWITCH, PRESSURE	EA	1
34	11	PAFZZ	5325-00-276-6082	MS35489-43	96906	GROMMET, RUBBER: 1/8 IN. GROOVE W, 13/16 IN. GROOVE DIA, 1/2 IN. HOLE DIA	EA	1
34	12	PAFZZ	4730-00-289-4221	A3431	41947	COUPLING, TUBE: 1/4 IN. TUBE SIZE, SOLDER TYPE	EA	2
34	13	MFFZZ		E5-19-5000- 16	81361	TUBE, COPPER: 1/4 IN. NOM DIA, .88 IN. LG MFD FROM NSN 4710-00-277-5525	EA	2
34	14	PAFZZ	4730-00-257-2163	MS35929-2	96906	TEE, TUBE: 1/4 IN. TUBE SIZE, SOLDER TYPE	EA	2
34	15	MFFZZ		E5-19-5000- 15	81361	TUBE, COPPER: 1/4 IN. NOM DIA, 1-3/4 IN. LG MFD FROM NSN 4710-00-277-5525	EA	2
34	6	MFFZZ		B5-19-5120	81361	TUBE, BENT: MFD FROM NSN 4710-00- 277-5525	EA	1
34	17	MFFZZ		B5-19-5121	81361	TUBE, BENT: MFD FROM NSN 4710-00- 277-5525	EA	1
34	18	PAFZZ	4820-00-108-5993	F64100	28193	VALVE, ANGLE	EA	2
34	19	PAFZZ	4130-00-922-6515	W1725	41947	BUSHING: FLUSH, 7/8 IN. OD TO 3/4 IN. ID TUBE SIZE, SOLDER TYPE	EA	3
34	20	PAFZZ	5340-00-905-9805	MS21322-43	96906	CLAMP, LOOP: 7/8 IN. NOM DIA, CUSHIONED	EA	1
34	21	PAFZZ	5340-00-776-1100	MS21322-44	96906	CLAMP, LOOP: 1 IN. NOM DIA, CUSHIONED	EA	1
34	22	PAFZZ	5305-00-993-1851	MS35207-267	96906	SCREW, MACHINE: NO. 10-32UNF-2A, 1 IN. LG	EA	2

SAREA FORM 96 REPLACES SAREA-DE FORM 10-1, 1 MAY 74, WHICH IS OBSOLETE.
1 DEC 74

CHANGE 1

38

SECTION II. REPAIR PARTS LIST

(1) ILLUS FIG NO.	(2) ITEM NO.	(3) SMR CODE	(3) NATIONAL STOCK NUMBER (NSN)	(4) PART NUMBER	(5) FSCM	(6) DESCRIPTION	(7) U/M	(8) QTY INC IN UNIT
34	23	XBFZZ		B5-19-5067	81361	SUPPORT	EA	1
34	24	MFFZZ		B5-19-5124	81361	TUBE, COPPER: 3/4 IN. NOM DIA, 3.19 IN. LG MFD FROM NSN 4710-00-554-8692	EA	1
34	25	PAFZZ	4720-00-038-7028	VAF7	77089	HOSE ASSEMBLY, METALLIC	EA	1
34	26	MFFZZ		E5-19-5000-346	81361	TUBE, COPPER: 3/4 IN. NOM DIA, 6.00 IN. LG MFD FROM NSN 4710-00-554-8692	EA	1
34	27	PAFZZ	4730-00-813-3720	W3330	41947	ELBOW, TUBE: 3/4 IN. TUBE SIZE, 45 DEG, SOLDER TYPE	EA	2
34	28	PAFZZ	4730-00-203-7093	W2330	41947	ELBOW, TUBE: 3/4 IN. TUBE SIZE, 90 DEG, SOLDER TYPE	EA	2
34	29	MFFZZ		B5-19-5123	81361	TUBE, COPPER: 7/8 IN. NOM DIA, 4.82 IN. LG MFD FROM NSN 4710-00-277-5532	EA	1
34	30	PAFZZ	4720-00-812-8890	VAF8	77089	HOSE ASSEMBLY, METALLIC	EA	1
C 34	31	MFFZZ		E5-19-5000-309	81361	INSULATION SLEEVING, THERMAL: 3/4 IN. ID MFD FROM NSN 5640-01-026-5387	IN	14
34	32	MFFZZ		E5-19-5000-7	81361	TUBE, COPPER: 3/4 IN. NOM DIA, 6.44 IN. LG MFD FROM NSN 4710-00-554-8692	EA	1
34	33	PAFZZ	4730-00-254-6424	MS35917-6	96906	ELBOW, TUBE: 3/4 IN. TUBE SIZE, 90 DEG, SOLDER TYPE	EA	1
34	34	MFFZZ		E5-19-5000-347	81361	TUBE, COPPER: 3/4 IN. NOM DIA, 1.75 IN. LG MFD FROM NSN 4710-00-554-8692	EA	1

USABLE ON CODE

SAREA FORM 96 REPLACES SAREA-DE FORM 10-1, 1 MAY 74, WHICH IS OBSOLETE.
1 DEC 74

CHANGE 1

38.1

SECTION II. REPAIR PARTS LIST

(1) ILLUS FIG NO.	(2) ITEM NO.	(3) SMR CODE	(3) NATIONAL STOCK NUMBER (NSN)	(4) PART NUMBER	(5) FSCM	(6) DESCRIPTION	(7) U/M	(8) QTY INC IN UNIT
USABLE ON CODE								
SUBGROUP: 0409 ELECTRICAL WIRING								
C	35	1	PAOZZ 5305-00-989-7434	MS35207-263	96906	SCREW, MACHINE: NO. 10-32 1/2 IN. LG	EA	8
C	35	2	PAOZZ 5310-00-857-4945	MS21045L3	96906	NUT, SELF-LOCKING, HEXAGON: NO. 10-32UNF-3B	EA	12
C	35	3	PAOZZ 5310-00-809-8546	MS27183-8	96906	WASHER, FLAT: 0.219 IN. ID., 0.438 IN. OD., 0.049 IN. THK	EA	14
	35	4	PAFZZ 5305-00-087-0259	MS9122-05	96906	SCREW, MACHINE: NO. 10-32UNF-3A, 5/8 IN. LG	EA	3
C	35	5	PAOZZ 5340-00-929-3506	MS21322-40	96906	CLAMP, LOOP: 5/8 IN. NOM DIA. CUSHIONED	EA	5
	35	6	PAFZZ 5340-00-776-1100	MS21322-44	96906	CLAMP, LOOP: 1 IN. NOM DIA, CUSHIONED	EA	1
	35	7	PAFZZ 5340-00-804-2252	MS21919WDH8	96906	CLAMP. LOOP: 1/2 IN. NOM DIA, CUSHIONED	EA	5
	35	8	PAFZZ 5340-00-901-1320	MS21322-34	96906	CLAMP, LOOP: 1/4 IN. NOM DIA, CUSHIONED	EA	1
	35	9	PAFZZ 5305-00-889-2999	MS35206-217	96906	SCREW, MACHINE: NO. 4-40 1/2 IN. LG	EA	4
	35	10	PAFZZ 5310-00-857-5558	MS21045L04	96906	NUT, SELF-LOCKING, HEXAGON: NO. 4-40	EA	4
	35	11	PAFZZ 5310-00-951-4679	MS27183-3	96906	WASHER, FLAT: 0.125 IN. ID., 0.250 IN. OD., 0.022 IN. THK	EA	4
	35	12	PAFZZ 5305-00-993-1848	MS35207-265	96906	SCREW, MACHINE: NO. 10-32 3/4 IN. LG	EA	4
	35	13	PAFZZ 5915-00-001-2936	JN14-2338A	56289	FILTER, RADIO FREQUENCY INTERFERENCE	EA	1
	35	14	PAFZZ 5305-00-269-3209	MS90725-58	96906	SCREW, CAP, HEXAGON HEAD: 3/8- 16 3/4 IN. LG	EA	1
	35	15	PAFZZ 5310-00-595-7237	MS35333-42	96906	WASHER, LOCK: 3/8 IN. NOM SIZE	EA	1
	35	16	PAFZZ 5310-00-087-7493	MS27183-13	96906	WASHER, FLAT: 0.375 IN. ID., 0.875 IN. OD., 0.083 IN. THK	EA	1
	35	17	MFFZZ	C5-19-5097- 30	81361	LEAD, ELECTRICAL: BATTERY GROUND MFD FROM NSN 5940-00-113-8191 AND NSN 6145-00-538-8219	EA	1
	35	18	MFFZZ	C5-19-5097- 40	81361	LEAD, ELECTRICAL: BATTERY TO ENGINE STARTER MFD FROM NSN 5940-00-113-8191 AND NSN 6145-00-538-8219	EA	1

SECTION II. REPAIR PARTS LIST

(1) ILLUS FIG NO.	(2) ITEM NO.	(3) SMR CODE	(3) NATIONAL STOCK NUMBER (NSN)	(4) PART NUMBER	(5) FSCM	(6) DESCRIPTION	(7) U/M	(8) QTY INC IN UNIT
						USABLE ON CODE		
35	19	MFFZZ		C5-19-5097-10	81361	LEAD, ELECTRICAL: BATTERY TO SLAVE CONNECTOR MFD FROM NSN 5940-00-113-8191 AND NSN 6145-00-538-8219	EA	1
35	20	MFFZZ		C5-19-5097-20	81361	LEAD, ELECTRICAL: BATTERY TO SLAVE CONNECTOR MFD FROM NSN 5940-00-113-8191 AND NSN 6145-00-538-8219	EA	1
35	21	PAFZZ	5940-00-113-8191	MS250326-127	96906	TERMINAL, LUG: CRIMP STYLE	EA	6
C 35	22	PAFZZ	5940-00-549-6581	MS91164-1P	96906	ADAPTER, BATTERY TERMINAL: POSITIVE	EA	1
C 35	23	PAFZZ	5940-00-823-1662	MS91164-IN	96906	ADAPTER, BATTERY TERMINAL: NEGATIVE	EA	1
35	14	PAFZZ	5325-00-807-0580	MS35489-121	96906	GROMMET, RUBBER: 1/16 IN. GROOVE W, 1-5/8 IN. GROOVE DIA, 7/8 IN. HOLE DIA	EA	1
35	25	PAFZZ	5305-00-889-3001	MS35206-231	96906	SCREW, MACHINE: NO. 6-32 5/8 IN. LG	EA	4
35	26	PAFZZ	5310-00-857-5560	MS21045L06	96906	NUT, SELF-LOCKING, HEXAGON: NO. 6-32	EA	4
35	27	PAFZZ	5310-00-983-8483	MS27183-5	96906	WASHER, FLAT: NO. 6 NOM SIZE	EA	4
35	28	XBFZZ		E5-19-5094	81361	CABLE ASSEMBLY, POWER, ELECTRICAL, BRANCHED	EA	1
35	29	XBFZZ		C5-19-5096	81361	CABLE ASSEMBLY, POWER, ELECTRICAL	EA	1
35	30	XBFZZ		D5-19-5093	81361	CABLE ASSEMBLY, POWER, ELECTRICAL	EA	1
35	31	XBFZZ		C5-19-6584	81361	CABLE ASSEMBLY, POWER, ELECTRICAL	EA	1
35	32	PACFF	4240-00-688-9724	C5-19-5089	81361	CABLE ASSEMBLY, POWER, ELECTRICAL	EA	1
35	33	PAFZZ	5935-00-172-8040	MS3106F28-11S	96906	CONNECTOR, PLUG, ELECTRICAL	EA	2
C 35	34	PAOZZ	5935-00-491-7072	MS25042-28D	96906	COVER, ELECTRICAL CONNECTOR	EA	1
35	35	XBFZZ		D5-19-5092	81361	CABLE ASSEMBLY, POWER, ELECTRICAL	EA	1
35	36	PAZZ	5935-00-166-3532	MS3101F16S8S	96906	CONNECTOR, PLUG, ELECTRICAL	EA	1
35	37	PAFZZ	5935-00-274-0120	MS3106F28-11SW	96906	CONNECTOR, PLUG, ELECTRICAL	EA	1
35	38	PAFZZ	5340-00-997-2964	MS21322-36	96906	CLAMP, LOOP: 3/8 IN. NOM DIA, CUSHIONED	EA	1

SECTION II. REPAIR PARTS LIST

(1) ILLUS FIG NO.	(2) ITEM NO.	(3) SMR CODE	(3) NATIONAL STOCK NUMBER (NSN)	(4) PART NUMBER	(5) FSCM	(6) DESCRIPTION	(7) U/M	(8) QTY INC IN UNIT
						SUBGROUP: 0410 GAS-PARTICULATE FILTER ASSEMBLY		
36	1	PAOZZ	4730-00-908-6292	MS35842-14	96906	CLAMP, HOSE: 2-9/16 IN. TO 3-1/2 IN. DIA RANGE	EA	4
36	2	PAOZZ	4720-00-163-0220	C5-19-4779-5	81361	HOSE, AIR DUCT	EA	1
36	3	PAOZZ	4720-00-169-4811	C5-19-4779-3	81361	HOSE, AIR DUCT	EA	1
36	4	PAOZZ	4730-00-908-6294	MS35842-16	96906	CLAMP, HOSE: 4-1/8 IN. TO 7 IN. DIA RANGE	EA	2
36	5	PAOZZ	4720-00-163-0219	C5-19-4779-2	81361	HOSE, AIR DUCT	EA	1
36	6	PAOZA	4240-00-802-5170	D5-19-1221	81361	FILTER, GAS: M23	EA	1
36	7	PAOZA	4240-00-802-5169	C5-19-1226	81361	FILTER, PARTICULATER: M24	EA	1
36	8	PAOZZ	5305-00-082-6984	MS9123-04	96906	SCREW, MACHINE: 1/4-28UNF-3A, 5/8 IN. LG	EA	12
36	9	PAOZZ	5310-00-809-4058	MS27183-10	96906	WASHER, FLAT: 0.281 IN. ID, 0.625 IN. OD, 0.065 IN THK	EA	16
36	10	XBFZZ		E5-19-4917	81361	FILTER ASSEMBLY, GAS-PARTICULATE	EA	1
36	11	PAOZZ	5305-00-071-2234	MS90725-17	96906	SCREW, CAP, HEXAGON HEAD: 1/4- 20UNC-2A, 2-3/4 IN. LG	EA	2
36	12	PAOZZ	5310-00-088-1251	MS51922-1	96906	NUT, SELF-LOCKING, HEXAGON: 1/4-20UNC-2B	EA	2
36	13	XBOZZ		E5-19-4870	81361	ENCLOSURE, UPPER	EA	1
36	14	PAOZZ	5305-00-984-7363	MS35191-272	96906	SCREW, MACHINE: NO. 10-32UNF-2A, 1/2 IN. LG	EA	14
36	15	PAOZZ	5310-00-877-5797	MS21044N3	96906	NUT, SELF-LOCKING, HEXAGON: NO. 10-32UNF-3B	EA	28
36	6	PAOZZ	5325-00-056-2523	LINKLOCK2	82240	FASTENER	EA	4
36	17	PAOZZ	5305-00-989-7435	MS35207-264	96906	SCREW, MACHINE: NO. 10-32UNF-2A, 5/8 IN. LG	EA	14
36	18	PAOZZ	5310-00-809-8546	MS27183-8	96906	WASHER, FLAT: 0.219 IN. ID, 0.438 IN. OD, 0.049 IN. THK	EA	14
36	19	XBFZZ		E5-19-4871	81361	ENCLOSURE, LOWER	EA	1
36	20	XBOZZ		294PB	30327	COUPLING, QUICK CONNECT: 1/4 IN. OD	EA	2

USABLE ON CODE

SECTION II. REPAIR PARTS LIST

(1) ILLUS FIG NO.	(2) ITEM NO.	(3) SMR CODE	(3) NATIONAL STOCK NUMBER (NSN)	(4) PART NUMBER	(5) FSCM	(6) DESCRIPTION	(7) U/M	(8) QTY INC IN UNIT
						SUBGROUP: 0411 AIR DUCTS, VALVING, AND RELATED COMPONENTS		
						USABLE ON CODE		
37	1	PAFZZ	5306-00-225-8498	MS90725-33	96906	BOLT, MACHINE: 5-16-18UNC-2A, 7/8 IN. LG	EA	6
37	2	PAFZZ	5310-00-984-3806	MS51922-9	96906	NUT, SELF-LOCKING, HEXAGON: 5/16- 18UNC-2B	EA	18
37	3	PAFZZ	5310-00-081-4219	MS27183-12	96906	WASHER, FLAT: 0.344 IN. ID, 0.688 IN. OD, 0.065 IN. THK	EA	32
37	4	PAFZZ	5305-00-225-9081	MS90725-36	96906	SCREW, CAP, HEXAGON HEAD: 5/16-18UNC-2A, 1-1/4 IN. LG	EA	8
37	5	PAFZZ	5306-00-225-8511	MS90725-47	96906	BOLT, MACHINE: 5/16-18UNC-2A, 3-3/4 IN. LG	EA	4
37	6	XBFZZ		D5-19-4971	81361	COUPLING, AIR DUCT	EA	1
37	7	PAOZZ	4730-00-908-6292	MS35842-14	96906	CLAMP, HOSE: 2-9/16 IN. TO 3-1/2 IN. DIA RANGE	EA	1
37	8	XAOZZ		C5-19-6537	81361	SLEEVE	EA	1
37	9	PAOZZ	5340-00-409-6837	MLV91003	98625	COUPLING, CLAMP, GROOVED	EA	1
37	10	XBFZZ		C5-19-4945	81361	BRACKET, INLET, CHECK VALVE	EA	1
37	11	PAFZZ	4820-00-171-0532	C5-19-5191	81361	VALVE, CHECK	EA	1
37	12	MFFZZ		B5-19-5072-1	81361	GASKET: MFD FROM NSN 9320-00- 092-5019	EA	2
37	13	PAFZZ	4820-00-845-4855	C5-19-5189	81361	VALVE, SAFETY RELIEF	EA	1
37	14	XBOZZ		294PB	30327	COUPLING, QUICK CONNECT: 1/4 IN. OD	EA	2
C 37	15	PAOZZ	5310-00-809-5998	MS27183-18	96906	WASHER, FLAT: 0.531 IN. ID, 1.062 IN OD, 0.095 IN. THK	EA	2
N 37	15.1	PAOZZ	5310-00-429-7997	A171DA35	30760	WASHER, FLAT: RUBBER, SYNTHETIC, 65 TO 75 DUROMETER, 1/2 IN. ID, 3/4 IN. OD, 1/8 IN. THK	EA	2
37	16	XBFZZ		C5-19-5163	81361	SUPPORT, INFLATION SYSTEM	EA	1
37	17	XBFZZ		C5-19-5164	81361	SUPPORT, WHEEL WELL	EA	1
37	18	PAFZZ	5310-00-880-7744	MS51967-5	96906	NUT, PLAIN, HEXAGON: 5/16-18UNC- 2B	EA	2
37	19	PAFZZ	5310-00-407-9566	MS35338-45	96906	WASHER, LOCK: 5/16 IN. NOM SIZE	EA	2

SAREA FORM 96 REPLACES SAREA-DE FORM 10-1, 1 MAY 74, WHICH IS OBSOLETE.
1 DEC 74

SECTION II. REPAIR PARTS LIST

(1) ILLUS FIG NO.	(2) ITEM NO.	(3) SMR CODE	(3) NATIONAL STOCK NUMBER (NSN)	(4) PART NUMBER	(5) FSCM	(6) DESCRIPTION	(7) U/M	(8) QTY INC IN UNIT
							USABLE ON CODE	
37	20	PAFZZ	5305-00-082-6984	MS9123-04	96906	SCREW, MACHINE: 1/4-28 5/8 IN. LG	EA	2
37	21	PAFZZ	5310-00-809-4058	MS27183-10	96906	WASHER, FLAT: 0.281 IN. ID, 0.625 IN. OD, 0.065 IN. THK	EA	2
37	22	XBFZZ		C5-19-5168-2	81361	STRUT, SOLENOID SUPPORT	EA	1
37	23	XBFZZ		C5-19-5168-1	81361	STRUT, SOLENOID SUPPORT	EA	1
37	24	PAFZZ	5305-00-087-0259	MS9122-05	96906	SCREW, MACHINE: NO. 10-32 5/8 IN. LG	EA	12
37	25	PAFZZ	5310-00-809-8546	MS27183-8	96906	WASHER, FLAT: 0.219 IN. ID, 0.438 IN. OD, 0.049 IN. THK	EA	14
37	26	MFFZZ		B5-19-5074	81361	GASKET: FLANGE MFD FROM NSN 9320-00-092-5019	EA	1
37	27	XBFZZ		C5-19-5076	81361	FLANGE, PIPE	EA	1
37	28	PAFZZ	4810-00-004-0727	D5-19-5172	81361	VALVE, SOLENOID: MODIFIED	EA	1
37	29	XAFZZ		8215-A84	04845	VALVE, SOLENOID	EA	1
37	30	PAFZZ	5935-00-152-9922	MS3101F12S3P	96906	CONNECTOR, PLUG, ELECTRICAL	EA	1
37	31	XBFZZ		B5-19-4963-10	81361	ELBOW, PIPE TO HOSE	EA	1
37	32	PAFZZ	4730-00-909-8627	MS35842-13	96906	CLAMP, HOSE: 1-13/16 IN. TO 2-3/4 IN. DIA RANGE	EA	2
37	33	PAFZZ	4720-00-169-4812	CPT1071-4	51011	HOSE AIR DUCT	EA	1
37	34	XBFZZ		D5-19-4976	81361	DUCT, MAKE UP AIR	EA	1
37	35	MFFZZ		C5-19-4973	81361	GASKET: DUCT MFD FROM NSN 9320-00-092-5019	EA	1
37	36	PAFZZ	5305-00-990-6444	MS35207-261	96906	SCREW, MACHINE: NO. 10-32 3/8 IN. LG	EA	2
37	37	PAFZZ	5310-00-902-6676	MS21083N3	96906	NUT, SELF-LOCKING, HEXAGON: NO. 10-32	EA	2
37	38	XAFZZ		C5-19-4949	81361	QUADRANT, DAMPER CONTROL	EA	1
37	39	PAFZZ	5310-00-857-4945	MS21045L3	96906	NUT, SELF-LOCKING, HEXAGON: NO. 10-32	EA	4
37	40	XBFZZ		C5-19-5171	81361	SUPPORT, DUCT	EA	1

SECTION II. REPAIR PARTS LIST

(1) ILLUS FIG NO.	(2) ITEM NO.	(3) SMR CODE	(3) NATIONAL STOCK NUMBER (NSN)	(4) PART NUMBER	(5) FSCM	(6) DESCRIPTION	(7) U/M	(8) QTY INC IN UNIT
						SUBGROUP: 0412 FUEL SYSTEM AND RELATED PARTS		
	38	1	PAFZZ 5305-00-068-0506	MS90726-6	96906	SCREW, CAP, HEXAGON HEAD: 1/4 28 3/4 IN. LG	EA	20
C	38	2	PAFZZ 5310-00-809-4058	MS27183-10	96906	WASHER, FLAT: 0.281 IN., ID., 0.625 IN. OD, 0.065 IN. THK	EA	46
C	38	3	PAFZZ 5310-00-959-7600	MS51922-5	96906	NUT, SELF-LOCKING, HEXAGON: 1/4-28	EA	30
N	38	4	PAFZZ 4730-00-908-6293	MS35842-15	96906	CLAMP, HOSE: 3-5/16 IN. TO 4-1/4 IN. DIA. RANGE	EA	1
N	38	5	PAFZZ 5305-00-989-7435	MS35207-264	96906	SCREW, MACHINE: STEEL PLTD NO. 10-32 X 5/8 IN. LG	EA	1
N	38	6	PAFZZ 5310-00-809-8546	MS27183-8	96906	WASHER, FLAT: STEEL PLTD 0.129 IN., ID., 0.438 IN. OD. 0.049 IN. THK	EA	1
N	38	7	PAFZZ 5340-00-929-3506	MS21322-40	96906	CLAMP, LOOP: 5/8 IN. NOM DIA CUSHIONED	EA	1
N	38	8	PAFZZ 5310-00-857-4945	MS21045L3	96906	NUT, SELF-LOCKING: STEEL PLATED NO. 10-32	EA	2
C	38	9	XBFZZ	C5-19-5014	81361	SUPPORT, FILTER	EA	1
C	38	10	PAFZZ 5305-00-082-6984	MS9123-04	96906	SCREW, MACHINE: 1/4-28 5/8 IN. LG	EA	10
C	38	11	XBFZZ	C5-19-5116	81361	PAN, FAN STORAGE	EA	1
C	38	12	XBFZZ	D5-19-4939- 20	81361	SUPPORT, RECIRCULATION ENTRANCE	EA	1
C	38	13	PAFZZ 5305-00-225-3839	MS90725-8	96906	SCREW, CAP, HEXAGON HEAD: 1/4 20 1 IN. LG	EA	8
C	38	14	XBFZZ	D5-19-4939- 10	81361	SUPPORT, RECIRCULATION ENTRANCE	EA	1
C	38	15	XBFZZ	C5-19-4942	81361	GUSSET, SUPPORT	EA	1
C	38	16	PAFZZ 5310-00-582-5965	MS35338-44	96906	WASHER, LOCK: 1/4 IN. NOM SIZE	EA	8
C	38	17	XBFZZ	D5-19-6550	81361	SUPPORT, DUCT	EA	1
C	38	18	XBFZZ	C5-19-5012	81361	SUPPORT	EA	1
C	38	19	XBFZZ	B5-19-4810	81361	GUSSET, SUPPORT, RIGHT	EA	1
C	38	20	PAFZZ 4730-00-461-0963	MS39162-7	96906	ELBOW, PIPE TO TUBE: 3/4-16 3/8-18NPTF	EA	2

USABLE ON CODE

SECTION II. REPAIR PARTS LIST

(1) ILLUS FIG NO.	(2) ITEM NO.	(3) SMR CODE	(3) NATIONAL STOCK NUMBER (NSN)	(4) PART NUMBER	(5) FSCM	(6) DESCRIPTION	(7) U/M	(8) QTY INC IN UNIT
							USABLE ON CODE	
	38	21	PAFZZ 4730-00-921-3243	MS39166-7L	96906	NUT, TUBE COUPLING: 1/2 IN. TUBE SIZE, 3/4-16 45 DEG FLARE	EA	4
C	38	22	MFZZ	E5-19-4880- 13	81361	TUBE COPPER: 1/2 IN. NOM DIA MFD FROM NSN 4710-00-277-5529	FT	V
C	38	23	PAFZZ 5305-00-050-9227	MS51957-61	96906	SCREW, MACHINE: NO. 10-24 3/8 IN. LG	EA	5
C	38	23	PAFZZ 5305-00-059-3659	MS51958-63	96906	SCREW, MACHINE: NO.10-32 1/2 IN. LG SERIAL NUMBER EFFECTIVELY 425-501 AND ABOVE	EA	5
C	38	24	PAFZZ 5310-00-933-8120	MS35338-138	96906	WASHER, LOCK: NO. 10 NOM SIZE	EA	5
N	38	25	PAFZZ 5340-00-916-4500	MS21322-2	96906	CLAMP, LOOP: 3/16 IN. NOM DIA.	EA	1
C	38	26	PAFZZ 6680-00-234-2111	6428315	70040	TRANSMITTER, LIQUID QUANTITY: 0-30 OHM	EA	1
	38	27	PAFZZ 5330-00-943-5537	B5-45-3225	81361	GASKET	EA	1
C	38	28	PAOZZ 5305-00-855-0957	MS24629-46	96906	SCREW, TAPPING, THREAD CUTTING: NO. 10-24, 1/2 IN. LG	EA	4
C	38	29	XBOZZ	C5-19-6781	81361	SHIELD, VENT TUBE	EA	1
C	38	30	PAFZZ 4730-00-141-3076	MS39163-7	96906	TEE, PIPE TO TUBE: 1/2 IN. TUBE SIZE, 3/8 IN. NPT	EA	1
C	38	31	PACZZ 4730-00-080-3244	4779	92023	STRAINER, ELEMENT, SEDIMENT	EA	1
C	38	32	PACZZ 2910-00-031-7563	C5-19-6529	81361	CAP, FILLER OPENING	EA	1
C	38	33	PAFZZ 5305-00-855-0958	MS24629-45	96906	SCREW, TAPPING, THREAD CUTTING: NO. 10-24, 3/8 IN. LG	EA	1
C	38	34	PAFZZ 4820-00-542-2370	MS35782-7	96906	DRAIN, VALVE EXTERNAL SEAT	EA	1
N	38	35	PAFZZ 4240-01-065-9423	D5-19-6815	81361	SUPPORT FUEL TANK	EA	2
N	38	36	PAFZZ 8135-00-283-0668	QQ-S-781	81348	STRAPPING: STL, 3/4 IN. WIDE	FT	28
N	38	37	PAFZZ 8135-00-239-5293	QQ-S-781 TYPE D	81348	SEAL STRAPPING: TYPE D, STYLE III CLASS R	EA	4
N	38	38	MFFZZ	MILG1149	81349	STRIP RUBBER: .125 IN. THK, 45.00 IN. LG X 3 IN. WIDE, MFD FROM 5330-00-729-5130	EA	2
N	38	39	PAFZZ 5310-00-984-3806	MS51922-9	96906	NUT, SELF-LOCKING: STL PLTD, HEXAGON, 5/16-18	EA	12

SECTION II. REPAIR PARTS LIST

(1) ILLUS FIG NO.	(2) ITEM NO.	(3) SMR CODE	(3) NATIONAL STOCK NUMBER (NSN)	(4) PART NUMBER	(5) FSCM	(6) DESCRIPTION	(7) U/M	(8) QTY INC IN UNIT
C	38	40	PAFZZ 5310-00-081-4219	MS27183-12	96906	WASHER, FLAT: 0.344 IN. ID., 0.688 IN. OD, 0.065 IN. THK	EA	12
C	38	41	PAFZZ 5306-00-225-8498	MS90725-33	96906	BOLT, MACHINE: STEEL PLTD, 5/16-18, 7/8 IN. LG	EA	12
N	38	42	MFFZZ	MILG1149	81349	PAD: RUNNER, .125 IN. THK X 6.00 IN. WIDE X 45.00 IN. LG MFD FROM 5330-00-729-5103	EA	1
C	38	43	PAFFF 2910-01-067-5340	E5-19-4880	81361	TANK, FUEL, ENGINE: SUPPLIED WITH COMPONENTS	EA	1

USABLE ON CODE

SECTION II. REPAIR PARTS LIST

(1) ILLUS FIG NO.	(2) ITEM NO.	(3) SMR CODE	(3) NATIONAL STOCK NUMBER (NSN)	(4) PART NUMBER	(5) FSCM	(6) DESCRIPTION	(7) U/M	(8) QTY INC IN UNIT
							USABLE ON CODE	
39	1	AFOFF		C5-19-6785	81361	CABLE ASSEMBLY, POWER, ELECTRICAL	EA	1
39	2	PAOZZ	5935-00-270-1221	MS3106F12S3S	96906	CONNECTOR, PLUG, ELECTRICAL	EA	1
39	3	PAFZZ	5940-00-143-4780	MS25036-108	96906	TERMINAL, LUG: CRIMP STYLE	EA	1
39	4	PAFZZ	5940-00-143-4793	MS25036-110	96906	TERMINAL, LUG: CRIMP STYLE	EA	1
39	5	MFFZZ		C5-19-6785-4	81361	INSULATION SLEEVING, ELECTRICAL: HEAT-SHRINKABLE MFD FROM NSN 5970-01-023-8660	FT	4
39	6	MFFZZ		C5-19-6785-5	81361	WIRE, ELECTRICAL: MFD FROM NSN 6145-00-162-5848	FT	12
39	7	MFFZZ		C5-19-6785-6	81361	WIRE, ELECTRICAL: MFD FROM NSN 6145-00-578-6605	FT	4
39	8	PAOZZ	5305-00-855-0958	MS24629-45	96906	SCREW, TAPPING, THREAD CUTTING: NO. 10-24, 3/8 IN. LG	EA	3
39	9	XBOZZ		D5-19-6782	81361	SHIELD, GAGE AND SWITCH ASSEMBLY	EA	1
39	10	MOOZZ		B5-19-6581	81361	PAD: MFD FROM NSN 9320-00-262-2274	EA	1
39	11	PAOZZ	5310-00-081-8087	MS21044N06	96906	NUT, SELF-LOCKING, HEXAGON: NO. 6-32	EA	4
39	12	PAOZZ	5310-00-983-8483	MS27183-5	96906	WASHER, FLAT: 0.156 IN. ID., 0.312 IN. OD, 0.035 IN. THK	EA	4
39	13	PAOZZ	5305-00-889-3000	MS35206-230	96906	SCREW, MACHINE: NO. 6-32 1/2 IN. LG	EA	4
39	14	XBOZZ		C5-19-6783	81361	ENCLOSURE, FUEL GAGE AND SWITCH	EA	1
39	15	PAOZZ	5930-00-501-1749	MS25089-3C	96906	SWITCH, PUSH	EA	1
39	16	PAOZZ	5310-00-934-9747	MS35649-262	96906	NUT, PLAIN, HEXAGON: NO. 6-32	EA	2
39	17	PAOZZ	5310-00-579-0079	MS35333-37	96906	WASHER, LOCK: NO. 6 NOM SIZE	EA	2
39	18	PAOZZ	6680-00-221-1037	6432691	70040	INDICATOR, LIQUID QUANTITY	EA	1
39	19	PAOZZ	5310-00-857-5558	MS21045L04	96906	NUT, SELF-LOCKING, HEXAGON: NO. 4-40	EA	4
39	20	PAOZZ	5310-00-951-4679	MS27183-3	96906	WASHER, FLAT: 0.125 IN., ID, 0.250 IN. OD, 0.022 IN. THK	EA	4
39	21	PAOZZ	5305-00-889-2999	MS35206-217	96906	SCREW, MACHINE: NO.4-40 1/2 IN. LG	EA	4
39	22	PAOZZ	5935-00-801-6615	MS3102R12S3P	96906	CONNECTOR, RECEPTACLE, ELECTRICAL:	EA	1
39	23	XAOZZ		C5-19-6582	81361	SHIELD	EA	1

SECTION II. REPAIR PARTS LIST

(1) ILLUS FIG NO.	(2) ITEM NO.	(3) SMR CODE	(3) NATIONAL STOCK NUMBER (NSN)	(4) PART NUMBER	(5) FSCM	(6) DESCRIPTION	(7) U/M	(8) QTY INC IN UNIT
						SUBGROUP: 0413 SPACE HEATER AND MOUNTING HARDWARE		
40	1	PAFZZ	5310-00-959-7600	MS51922-5	96906	NUT, SELF-LOCKING, HEXAGON: 1/4-28	EA	4
40	2	PAFZZ	5310-00-809-4058	MS27183-10	96906	WASHER, FLAT: 0.281 IN., ID., 0.625 IN. OD, 0.065 IN. THK	EA	4
40	3	PAFZZ	5305-00-403-3188	MS9123-14	96906	SCREW, MACHINE: 1/4-28 1-1/4 IN. LG	EA	4
40	4	XBFZZ		36661	12955	GASKET: HEATER EXHAUST	EA	V
40	5	PAFZZ	4730-00-908-6293	MS35842-15	96906	CLAMP, HOSE: 3-516 IN. TO 4-1/4 IN. DIA RANGE	EA	4
40	6	PAFZZ	5310-00-167-0721	MS35333-41	96906	WASHER, LOCK: 5/16 IN. NOM SIZE	EA	2
40	7	PAFZZ	5306-00-225-9095	MS90726-40	96906	BOLT, MACHINE: 5/16-24 2 IN. LG	EA	2
40	8	PAFZZ	5310-00-088-0553	MS21044N5	96906	NUT, SELF-LOCKING, HEXAGON 5/16-24	EA	4
40	9	PAFZZ	5310-00-081-4219	MS27183-12	96906	WASHER, FLAT: 0.344 IN. ID, 0.688 IN. OD, 0.065 IN. THK	EA	16
40	10	PAFZZ	5306-00-225-9087	MS90726-32	96906	BOLT, MACHINE: 5/16-24 3/4 IN. LG	EA	4
40	11	XBFZZ		C8682330	21450	SADDLE ASSEMBLY	EA	2
40	12	PAFZZ	5306-00-225-8499	MS90725-34	96906	BOLT, MACHINE: 5/16-24 1 IN. LG	EA	8
40	13	XBFZZ		D5-19-6535	81361	BRACKET, HEATER MOUNT	EA	2
40	14	MFFZZ		B5-19-5072-5	81361	GASKET: MFD FROM NSN 9320-00-092- 5019	EA	V
40	15	PAFFF	4520-00-006-0025	D5-19-5064	81361	HEATER, SPACE: MODIFIED	EA	1
41	1	XBOZZ		G704998	78385	GUARD ASSEMBLY	EA	1
41	2	PAFZZ	5310-00-176-6801	C10670-5618- 1	78553	NUT, SHEET SPRING: 5/16-18	EA	1
41	3	PAFZZ	5305-00-974-3917	170916	78385	SCREW, ASSEMBLED WASHER: NO. 10-32 3/8 IN. LG	EA	5
41	4	XBFZZ		700103	78385	BRACKET, GUARD MOUNTING	EA	1
41	5	PAFZZ	5305-00-826-3654	9108458P6	24446	SCREW, ASSEMBLED WASHER: NO. 6-32 5/16 IN. LG	EA	9

USABLE ON CODE

SECTION II. REPAIR PARTS LIST

(1) ILLUS FIG NO.	(2) ITEM NO.	(3) SMR CODE	(3) NATIONAL STOCK NUMBER (NSN)	(4) PART NUMBER	(5) FSCM	(6) DESCRIPTION	(7) U/M	(8) QTY INC IN UNIT
41	6	PAOFF	5930-00-345-5455	G704025	78385	SWITCH ASSEMBLY, FLAME DETECTOR	EA	1
41	7	PAOZZ	5305-00-456-2582	170677	78385	SCREW: NO. 6-32, 1/4 IN. LG	EA	5
41	8	PAOZZ	2540-00-216-5722	704225	78385	ROD, NONEXPANSIVE: 4.109 IN. LG 0.049 IN. OD	EA	1
41	9	PAOZZ	5310-00-333-7341	487283	57733	NUT, PLAIN, HEXAGON: NO. 8-32	EA	1
41	10	PAOZZ	2540-00-319-5933	G488952	78385	IGNITER ASSEMBLY, HEATER	EA	1
41	11	PAFZZ	5940-00-542-7311	488989	78385	TERMINAL LUG: SOLDER STYLE NO. 6 AWG SIZE	EA	1
41	12	XBFZZ		489099	78385	CONNECTOR	EA	2
41	13	PAFZZ	4710-00-788-7134	G700142	78385	TUBE ASSEMBLY, METALLIC: FUEL, PRIMARY	EA	1
41	14	PAFZZ	5905-00-610-3290	G489068	78385	RESISTOR, FIXED, WIREWOUND	EA	1
41	15	PAFZZ	4710-00-790-9466	G700143	78385	TUBE ASSEMBLY, METALLIC: FUEL, SECONDARY	EA	1
41	16	PAOZZ	2590-00-628-1246	G700117	78385	WIRING HARNESS	EA	1
41	17	PAFZZ	5310-00-606-8281	488756	57733	NUT, SELF-LOCKING, EXTENDED WASHER, HEXAGON: NO. 6-32	EA	2
41	18	PAFZZ	2590-00-401-0752	700549	78385	LEAD, ELECTRICAL	EA	1
41	19	PAFZZ	5310-00-579-0079	MS35333-37	96906	WASHER, LOCK: NO. 6 NOM SIZE	EA	2
41	20	PAFZZ	4810-00-234-0280	G704076	78385	VALVE, FUEL CONTROL	EA	1
41	21	PAFZZ	5305-00-993-1633	MS24629-9	96906	SCREW, TAPPING, THREAD CUTTING: NO. 4-40, 3/16 IN. LG	EA	2
41	22	PAFZZ	4240-00-762-1176	D5-19-6588	81361	CONTROL MODULE, HEATER	EA	1
41	23	PAFZZ	5305-00-685-1634	487275	78385	SCREW, ASSEMBLED WASHER: NO. 8-32UNC-2A, 5/16 IN. LG	EA	2
41	24	PAFZZ	5930-00-322-9441	G486332	78385	SWITCH, THERMOSTATIC	EA	1
41	25	PAFZZ	5305-00-404-1458	700406	57733	SCREW, MACHINE: NO. 10-32, 3/8 IN. LG	EA	7
41	26	XBFZZ		705042	78385	ELBOW	EA	1
41	27	XBFZZ		G704074	78385	TUBE ASSEMBLY, BRACKET	EA	1

USABLE ON CODE

SECTION II. REPAIR PARTS LIST

(1) ILLUS FIG NO.	(2) ITEM NO.	(3) SMR CODE	(3) NATIONAL STOCK NUMBER (NSN)	(4) PART NUMBER	(5) FSCM	(6) DESCRIPTION	(7) U/M	(8) QTY INC IN UNIT
41	28	PAFZZ	4520-00-024-4888	G704067	78385	BLOWER ASSEMBLY	EA	1
41	29	XBFZZ		G705043	78385	ELBOW ASSEMBLY	EA	1
41	30	PAFZZ	5305-00-181-0877	170123	57733	SCREW: NO. 10-32, 5/16 IN. LG	EA	4
41	31	PAFZZ	5305-00-145-0828	701761	78385	SCREW, MACHINE: NO. 8-32, 5/16 IN. LG	EA	7
41	32	XBFZZ		704050	78385	ADAPTER, FRONT HALF	EA	1
41	33	PAFZZ	5330-01-020-4042	704992	78385	GASKET	EA	1
41	34	PAFZZ	4730-00-274-8113	8720791	19207	INVERTED NUT, TUBE COUPLING: 1/2-24NS, BRASS	EA	1
41	35	PAFZZ	4730-00-278-8764	MS39177-4	96906	SLEEVE, COMPRESSION, TUBE-HOSE FITTING: 5/16 IN. OD TUBE SIZE	EA	1
41	36	PAFZZ	4710-00-312-2091	488968	78385	TUBE, FUEL	EA	1
41	37	PAFZZ	2540-00-608-8096	G700104	78385	TUBE ASSEMBLY, SECONDARY	EA	1
41	38	XBFZZ		G704995	78385	BRACKET AND GASKET	EA	1
41	39	XAFZZ		484230	78385	ELBOW	EA	1
41	40	XAFZZ		G704023W/ EXHAUST EXTENSION	78385	HEAT EXCHANGER	EA	1
41	41	PAFZZ	5305-00-592-9988	8359534	19207	SCREW, ASSEMBLED WASHER: NO. 8-24 CUTTING THD, 5-8 IN. LG	EA	4
41	42	PAFZZ	5305-00-135-3032	488558	78385	SCREW, MACHINE: NO. 6-32, 3/8 IN. LG	EA	4
41	43	PAFZZ	2540-00-610-2991	G700542	78385	RECEPTACLE AND TERMINAL STRIP	EA	1
41	44	PAFZZ	5320-00-801-1548	488755	78385	RIVET	EA	4
41	45	XBFZZ		704075	78385	PLATE, IDENTIFICATION	EA	1
41	46	XBFZZ		G704055	78385	HOUSING ASSEMBLY	EA	1

USABLE ON CODE

SECTION II. REPAIR PARTS LIST

(1) ILLUS FIG NO.	(2) ITEM NO.	(3) SMR CODE	(3) NATIONAL STOCK NUMBER (NSN)	(4) PART NUMBER	(5) FSCM	(6) DESCRIPTION	(7) U/M	(8) QTY INC IN UNIT
USABLE ON CODE								
SUBGROUP: 0414 EVAPORATOR COIL								
42	1	PAFZZ	5305-00-984-7352	MS35191-278	96906	SCREW, MACHINE: NO. 10-32UNF-2A, 1-1/2 IN. LG	EA	8
42	2	XBFZZ		E5-19-5000-20	81361	SPACER: 3/8 IN. NOM OD, 0.88 IN. LG	EA	4
42	3	XBFZZ		E5-19-5000-24	81361	SPACER: 3/8 IN. NOM OD, 0.94 IN. LG	EA	4
42	4	PAFZZ	5305-00-857-5867	MS9122-03	96906	SCREW, MACHINE: NO. 10-32UNF-3A, 1/2 IN. LG	EA	8
42	5	PAFZZ	5310-00-809-8546	MS27183-8	96906	WASHER, FLAT: 0.219 IN. ID, 0.438 IN. OD, 0.049 IN. THK	EA	8
42	6	PAFFF	4240-00-177-7100	E5-19-5082	81361	COIL, EVAPORATOR	EA	1
42	7	XBFZZ		E5-19-5017	81361	FRAME, ADAPTER, EVAPORATOR COIL	EA	1
SUBGROUP: 0415 AIR RECIRCULATION GAS AND PARTICULATE FILTERS								
43	1	PAOZA	4240-00-152-1545	E5-19-5211-10	81361	FILTER, GAS	EA	1
43	2	PAOZA	4240-00-152-1543	C5-19-5209-10	81361	FILTER, PARTICULATE	EA	1
43	3	PAFZZ	5310-00-959-7600	MS51922-5	96906	NUT, SELF-LOCKING, HEXAGON: 1/4- 28UNF-2B	EA	4
43	4	PAFZZ	5310-00-809-4058	MS27183-10	96906	WASHER, FLAT: 0.281 IN. ID, 0.625 IN. OD, 0.065 IN. THK	EA	8
43	5	PAFZZ	5305-00-068-0507	MS90726-7	96906	SCREW, CAP, HEXAGON HEAD: 1/4- 28UNF-2A, 7/8 IN. LG	EA	4
43	6	XBFZZ		D5-19-5031-10	81361	SLIDE, FILTER	EA	1
43	7	MFFZZ		D5-19-5031-4	81361	GASKET: MFD FROM NSN 9320-00-092- 5019	EA	1
43	8	PAFZZ	5305-00-995-6311	MS35207-271	96906	SCREW, MACHINE: NO. 10-32UNF-2A, 2 IN. LG	EA	6
43	9	PAFZZ	5310-00-809-8546	MS27183-8	96906	WASHER, FLAT: 0.219 IN. ID, 0.438 IN. OD, 0.049 IN. THK	EA	6
43	10	XBFZZ		E5-19-4864	81361	RETAINER, FILTER	EA	1

SAREA FORM 96 REPLACES SAREA-DE FORM 10-1, 1 MAY 74, WHICH IS OBSOLETE.
1 DEC 74

SECTION II. REPAIR PARTS LIST

(1) ILLUS FIG NO.	(2) ITEM NO.	(3) SMR CODE	(3) NATIONAL STOCK NUMBER (NSN)	(4) PART NUMBER	(5) FSCM	(6) DESCRIPTION	(7) U/M	(8) QTY INC IN UNIT
						SUBGROUP: 0416 EVAPORATOR VANEAXIAL FAN		
44	1	PAOZZ	5306-00-225-9088	MS90726-33	96906	BOLT, MACHINE: 5/16-24UNF-2A, 7/8 IN. LG	EA	8
44	2	PAOZZ	5310-00-081-4219	MS27183-12	96906	WASHER, FLAT: 0.344 IN. ID, 0.688 IN. OD, 0.065 IN. THK	EA	8
44	3	PAOZZ	5305-00-068-0500	MS90725-3	96906	SCREW, CAP, HEXAGON HEAD: 1/4-20UNC-2A, 1/2 IN. LG	EA	4
44	4	PAOZZ	5310-00-809-4058	MS27183-10	96906	WASHER, FLAT: 0.281 IN. ID, 0.625 IN. OD, 0.065 IN. THK	EA	4
44	5	XBOZZ		D5-19-5001	81361	BRACKET, MOUNTING, FAN	EA	1
44	6	MOOZZ		C5-19-5084	81361	GASKET: MFD FROM NSN 9320-00-092- 5019	EA	1
44	7	AFOFF		C5-19-5043	81361	FAN, VANEAXIAL: EVAPORATOR, MODIFIED	EA	1
44	8	PAFZZ	5320-00-957-1429	MS20605AD4W4	96906	RIVET, BLIND: 1/8 IN. DIA, 1/4 IN. LG	EA	22
44	9	PAFZZ	5310-00-009-3899	NAS1031A5	80205	NUT, SLEF-LOCKING, PLATE: 5/16- 24UNF-3B	EA	11
44	10	PAFZZ	5935-00-186-1524	MS3106F16S8P	96906	CONNECTOR, PLUG, ELECTRICAL	EA	1
44	11	PARRR	4140-00-172-1804	D5-19-4890	81361	FAN, VANEAXIAL	EA	1
44	12	PAFZZ	5315-00-298-1481	MS24665-357	96906	PIN COTTER: 1/8 IN. NOM DIA, 1-1/2 IN. LG	EA	1
44	13	PAFZZ	5310-00-850-7004	MS35692-54	96906	NUT, PLAIN, SLOTTED, HEXAGON: 5/8-18UNF-2B	EA	1
44	14	PAFZZ	5310-00-823-8803	MS27183-21	96906	WASHER, FLAT: 0.656 IN. ID, 1.312 IN. OD, 0.095 IN. THK	EA	1
44	15	XAFZZ		5W66048-1	09519	IMPELLER	EA	1
44	16	PAFZZ	5305-00-269-3209	MS90725-58	96906	SCREW, CAP, HEXAGON HEAD: 3/8- 16UNC-2A, 3/4 IN. LG	EA	4
44	17	PAFZZ	5310-00-637-9541	MS35338-46	96906	WASHER, LOCK: 3/8 IN. NOM DIA	EA	4
44	18	PAFZZ	5330-00-160-9778	4W33551-1	09519	GASKET	EA	1
44	19	PAFZZ	6105-00-404-0552	432572	38740	MOTOR, ALTERNATING CURRENT	EA	1
44	20	PAFZZ	5325-00-249-6341	MS35489-67	96906	GROMMET, RUBBER: 3/16 IN. GROOVE W, 9/16 IN. GROOVE DIA, 5/16 IN. HOLE DIA	EA	1

USABLE ON CODE

SAREA FORM 96 REPLACES SAREA-DE FORM 10-1, 1 MAY 74, WHICH IS OBSOLETE.
1 DEC 74

SECTION II. REPAIR PARTS LIST

(1) ILLUS FIG NO.	(2) ITEM NO.	(3) SMR CODE	(3) NATIONAL STOCK NUMBER (NSN)	(4) PART NUMBER	(5) FSCM	(6) DESCRIPTION	(7) U/M	(8) QTY INC IN UNIT
						SUBGROUP: 0417 TEMPERATURE AND PRESSURE SWITCHES		
45	1	PAFZZ	5310-00-081-8087	MS21044N06	96906	NUT, SELF-LOCKING, HEXAGON: NO. 6-32UNC-3B	EA	4
45	2	PAFZZ	5310-00-983-8483	MS27183-5	96906	WASHER, FLAT: 0.156 IN. ID, 0.312 IN. OD, 0.035 IN. THK	EA	4
45	3	PAFZZ	5305-00-889-3000	MS35206-230	96906	SCREW, MACHINE: NO. 6-32UNC-2A, 1/2 IN. LG	EA	4
45	4	XBFZZ		C5-19-4818	81361	CONTROL, TEMPERATURE	EA	1
45	5	PAFZZ	5325-00-276-6100	MS35489-14	96906	GROMMET, RUBBER: 1/16 IN. GROOVE W, 13/16 IN. GROOVE DIA, 1/2 IN. HOLE DIA	EA	1
45	6	MFFZZ		E5-19-5000- 272	81361	TUBING, PLASTIC: 10 IN. LG MPD FROM NSN 4720-00-269-2189	EA	2
C 45	7	XBFZZ	4730-00-842-3524	269P	30327	ELBOW, PIPE TO HOSE: 1/4 IN. OD TUBE SIZE, 1/8 IN. NPT	EA	2
45	8	PAFZZ	5325-00-281-1557	MS35489-17	96906	GROMMET, RUBBER: 1/16 IN. GROOVE W, 7/8 IN. GROOVE DIA, 5/8 IN. HOLE DIA	EA	2
45	9	XBFZZ		C5-19-5011-1	81361	SWITCH, PRESSURE: .15 IN. WATER COLUMN SETTING	EA	1
45	10	XBFZZ		C5-19-5011-2	81361	SWITCH, PRESSURE: .30 IN. WATER COLUMN SETTING	EA	1
45	11	XBFZZ		282P	30327	UNION, TUBE: 1/4 IN. OD TUBE SIZE	EA	1
C 45	12	XAFZZ		C5-19-6786	81361	COVER, SCREEN, PRESSURE SWITCH HOLES	EA	2
						SUBGROUP: 0418 EVACUATION CONTROL UNIT ENCLOSURES		
46	1	PAFZZ	5305-00-269-3211	MS90725-60	96906	SCREW, CAP, HEXAGON HEAD: 3/8- 16UNC-2A, 1 IN. LG	EA	6
46	2	PAFZZ	5310-00-080-6004	MS27183-14	96906	WASHER, FLAT: 0.406 IN. ID, 0.812 IN. OD, 0.065 IN. THK	EA	12
46	3	PAFZZ	5310-00-087-4652	MS51922-17	96906	NUT, SELF-LOCKING, HEXAGON: 3/8-16UNC-2B	EA	6
46	4	XAFZZ		E5-19-4979	81361	ENCLOSURE, OUTLET, ECU	EA	1

SAREA FORM 96 REPLACES SAREA-DE FORM 10-1, 1 MAY 74, WHICH IS OBSOLETE.
1 DEC 74

SECTION II. REPAIR PARTS LIST

(1) ILLUS FIG NO.	(2) ITEM NO.	(3) SMR CODE	(3) NATIONAL STOCK NUMBER (NSN)	(4) PART NUMBER	(5) FSCM	(6) DESCRIPTION	(7) U/M	(8) QTY INC IN UNIT
							USABLE ON CODE	
	46	5	PAFZZ 5320-00-754-0992	MS20470AD6-7	96906	RIVET, SOLID: 0.187 IN. DIA, 0.438 IN. LG	EA	16
	46	6	PAFZZ 5325-00-056-2523	LINKLOCK2	82240	FASTENER	EA	4
C	46	7	PAFZZ 5320-00-903-2841	MS20605MP3W4	96906	RIVET, BLIND: 0.094 IN. DIA, 1/4 IN. GRIP LG	EA	4
C	46	8	PAFZZ 5310-00-623-5987	NAS1031P3	80205	NUT, SELF-LOCKING, PLATE: NO. 10-32UNF-3B	EA	41
	46	9	PAFZZ 5320-00-957-2374	MS20605M4W2	96906	RIVET, BLIND: 1/8 IN. DIA, 1/8 IN. GRIP LG	EA	4
	46	10	PAFZZ 5310-00-818-7663	NAS1031P5	80205	NUT, SELF-LOCKING, PLATE: 5/16-24UNF-3B	EA	2
	46	11	PAFZZ 5320-00-246-0993	SD32BS	07707	RIVET, BLIND: 3/32 IN. DIA, 1/4 IN. LG	EA	80
	46	12	PAFZZ 5320-00-117-6828	MS20470AD4-6	96906	RIVET, SOLID: 1/8 IN. DIA, 3/8 IN. LG	EA	13
	46	13	XBFZZ	D5-19-5169-1	81361	GUSSET SUPPORT, SHELTER SLIDE	EA	1
	46	14	MFFZZ	E5-19-4979-22	81361	GASKET: MFD FROM NSN 9320-00- 092-5019	EA	1
	47	1	PAFZZ 5305-00-087-0259	MS9122-05	96906	SCREW, MACHINE: NO. 10-32UNF-3A, 5/8 IN. LG	EA	14
	47	2	PAFZZ 5310-00-809-8546	MS27183-8	96906	WASHER, FLAT: 0.219 IN. ID, 0.438 IN. OD, 0.049 IN. THK	EA	14
	47	3	PAFZZ 5305-00-269-3211	MS90725-60	96906	SCREW, CAP, HEXAGON, HEAD: 3/8- 16UNC-2A, 1 IN. LG	EA	4
	47	4	PAFZZ 5310-00-087-4652	MS51922-17	96906	NUT, SELF-LOCKING, HEXAGON: 3/8- 16UNC-2B	EA	4
	47	5	PAFZZ 5310-00-080-6004	MS27183-14	96906	WASHER, FLAT: 0.406 IN. ID, 0.812 IN. OD, 0.065 IN. THK	EA	8
	47	6	XAFZZ	E5-19-4970	81361	ENCLOSURE, INLET, ECU	EA	1
C	47	7	PAFZZ 5320-00-469-4137	SD34BS	07707	RIVET, BLIND: 0.097 IN. DIA, 1/4 IN. GRIP LG	EA	40
	47	8	PAFZZ 5310-00-623-5987	NAS1031P3	80205	NUT, SELF-LOCKING, PLATE: NO. 10-32UNF-3B	EA	48
	47	9	PAFZZ 5320-00-246-0993	SD32BS	07707	RIVET, BLIND: 3/32 IN. NOM DIA, 1/4 IN. LG	EA	28

SAREA FORM 96 REPLACES SAREA-DE FORM 10-1, 1 MAY 74, WHICH IS OBSOLETE.
1 DEC 74

CHANGE 1

52

SECTION II. REPAIR PARTS LIST

(1) ILLUS FIG NO.	(2) ITEM NO.	(3) SMR CODE	(3) NATIONAL STOCK NUMBER (NSN)	(4) PART NUMBER	(5) FSCM	(6) DESCRIPTION	(7) U/M	(8) QTY INC IN UNIT
							USABLE ON CODE	
47	10	PAFZZ	5320-00-903-2841	MS20605MP3W4	96906	RIVET, BLIND: 0.094 IN. DIA, 1/4 IN. GRIP LG	EA	24
47	11	PAFZZ	5310-00-623-5988	NAS1031P4	80205	NUT, SELF-LOCKING, PLATE: 1/4- 28UNF-3B	EA	2
47	12	PAFZZ	5320-00-957-1395	MS20605MP3W3	96906	RIVET, BLIND: 0.094 IN. DIA, 0.187 IN. GRIP LG	EA	8
47	13	PAFZZ	5320-00-754-0992	MS20470AD6- 7	96906	RIVET, SOLID: 0.187 IN. DIA, 0.438 IN. LG	EA	4
47	14	PAFZZ	5325-00-056-2523	LINKLOCK2	82240	FASTENER	EA	4
47	15	PAFZZ	5320-00-117-6828	MS20470AD4-6	96906	RIVET, SOLID: 1/8 IN. DIA, 3/8 IN. LG	EA	21
47	16	PAFZZ	5320-00-117-6850	MS20470AD6- 5	96906	RIVET, SOLID: 3/16 IN. DIA, 7/16 IN. LG	EA	12
47	17	XBFZZ		D5-19-5169- 2	81361	GUSSET SUPPORT, SHELTER SLIDE	EA	1
						SUBGROUP: 0419 ENGINE COMPONENTS, ENGINE, AND PALLET		
48	1	PAOZZ	5305-00-082-6984	MS9123-04	96906	SCREW, MACHINE: 1/4-28UNF-3A, 5/8 IN. LG	EA	2
48	2	PAOZZ	5310-00-959-7600	MS51922-5	96906	NUT, SELF-LOCKING, HEXAGON: 1/4-28UNF-2B	EA	3
48	3	PAOZZ	5310-00-809-4058	MS27183-10	96906	WASHER, FLAT: 0.281 IN. ID, 0.625 IN. OD, 0.065 IN. THK	EA	2
48	4	XBOZZ		C5-19-4981	81361	BRACKET, MOUNTING, HOSE	EA	1
48	5	PAOZZ	4730-00-909-8627	MS35842-13	96906	CLAMP, HOSE: 1-13/16 IN. TO 2-3/4 IN. DIA RANGE	EA	2
48	6	PAOZZ	4720-00-169-4789	C5-19-4779- 1	81361	HOSE, AIR DUCT	EA	1
48	7	PAFZZ	5305-00-989-7434	MS35207-263	96906	SCREW, MACHINE: NO. 10-32UNF-2A, 1/2 IN. LG	EA	1
48	8	PAFZZ	5310-00-857-4945	MS21045L3	96906	NUT, SELF-LOCKING, HEXAGON: NO. 10-32UNF-3B	EA	1
48	9	PAFZZ	5340-00-078-3615	MS21322-33	96906	CLAMP, LOOP: 3/16 IN. NOM DIA, CUSHIONED	EA	1
48	10	PAFZZ	2990-00-896-2166	119-032-46	70436	CONTROL ASSEMBLY, PUSH-PULL	EA	1
48	11	PAFZZ	5305-00-068-0502	MS90725-6	96906	SCREW, CAP, HEXAGON HEAD: 1/4- 20UNC-2A, 3/4 IN. LG	EA	3

SAREA FORM 96 REPLACES SAREA-DE FORM 10-1, 1 MAY 74, WHICH IS OBSOLETE.
1 DEC 74

SECTION II. REPAIR PARTS LIST

(1) ILLUS FIG NO.	(2) ITEM NO.	(3) SMR CODE	(3) NATIONAL STOCK NUMBER (NSN)	(4) PART NUMBER	(5) FSCM	(6) DESCRIPTION	(7) U/M	(8) QTY INC IN UNIT
							USABLE ON CODE	
48	12	PAFZZ	5310-00-582-5965	MS35338-44	96906	WASHER, LOCK: 1/4 IN. NOM SIZE	EA	3
48	13	XBFZZ		D5-19-6790	81361	BRACKET ASSEMBLY	EA	1
48	14	PAFZZ	5305-00-269-3209	MS90725-58	96906	SCREW, CAP, HEXAGON HEAD: 3/8-16UNC, 3/4 IN. LG	EA	4
48	15	PAFZZ	5310-00-080-6004	MS27183-14	96906	WASHER, FLAT: 0.406 IN. ID, 0.812 IN. OD, 0.065 IN. THK	EA	4
48	16	PAFZZ	5330-00-001-9730	30410-1	12955	GASKET	EA	2
48	17	XBFZZ		D5-19-6795	81361	ELBOW, EXHAUST COUPLING	EA	1
48	18	XBFZZ		C5-19-6534	81361	MUFFLER SHIELD	EA	1
48	19	PAFZZ	2990-00-410-7543	2467B	80672	MUFFLER, EXHAUST	EA	1
48	20	PAFZZ	4730-00-103-5297	WWP521	81348	ELBOW, PIPE: 1-1/4 IN. NPT, 90 DEG	EA	1
49	1	PAOZZ	5305-00-990-6444	MS35207-261	96906	SCREW, MACHINE: NO. 10-32UNF-2A, 3/8 IN. LG	EA	1
49	2	XBOZZ		B5-19-4829	81361	COLLAR, CLAMPING, CABLE	EA	1
49	3	PAOZZ	5305-00-993-1849	MS35207-259	96906	SCREW, MACHINE: NO. 10-32UNF-2A, 1/4 IN. LG	EA	2
49	4	PAOZZ	5310-00-045-3296	MS35338-43	96906	WASHER, LOCK: NO. 10 NOM SIZE	EA	2
49	5	XBOZZ		B5-19-4838	81361	BRACKET, THROTTLE	EA	1
49	6	PAFZZ	5305-00-984-6211	MS35206-264	96906	SCREW, MACHINE: NO. 10-24UNC-2A, 5/8 IN. LG	EA	1
49	7	PAFZZ	5310-00-596-7691	MS35335-32	96906	WASHER, LOCK: NO. 10 NOM SIZE	EA	1
49	8	PAFZZ	5340-00-916-4500	MS21322-2	96906	CLAMP, LOOP: 3/16 IN. NOM DIA, PLAIN	E	1
C	9	PAFZZ	5310-00-809-8546	MS27183-8	96906	WASHER, FLAT: 0.219 IN. ID, 0.438 IN. OD, 0.049 IN. THK	EA	4
	10	XBOZZ		720FS0-1-2	30327	ADAPTER: STEEL, 3/4-16UNF, 1/2 IN. NPTF	EA	1
C	11	PAOZZ	4730-00-765-9090	116B1-2	30327	ELBOW, PIPE: STREET, 1/2 IN. NPT, BRASS	EA	1
	12	XBOZZ		WWP521	81348	NIPPLE, PIPE: 1/2 IN. NPT, 6 IN. LG	EA	1
C	13	PAOZZ	4730-00-237-3529	MS39233-4	96906	COUPLING, PIPE: 1/2 IN. NPT	EA	1
	14	PAOZZ	4730-00-011-3176	109B1-2	30327	PLUG, PIPE: 1/2 IN. NPTM, BRASS	EA	1

SAREA FORM 96 REPLACES SAREA-DE FORM 10-1, 1 MAY 74, WHICH IS OBSOLETE.
1 DEC 74

SECTION II. REPAIR PARTS LIST

(1) ILLUS FIG NO.	(2) ITEM NO.	(3) SMR CODE	(3) NATIONAL STOCK NUMBER (NSN)	(4) PART NUMBER	(5) FSCM	(6) DESCRIPTION	(7) U/M	(8) QTY INC IN UNIT
49	15	PAFZZ	5305-00-087-0259	MS9122-05	96906	SCREW, MACHINE: NO. 10-32UNF93A, 5/8 IN. LG	EA	3
49	16	PAFZZ	5310-00-857-4945	MS21045L3	96906	NUT, SELF-LOCKING, HEXAGON: NO. 10-32UNF-3B	EA	3
50	1	PAFZZ	5306-00-225-8496	MS90725-31	96906	BOLT, MACHINE: 5/16-18UNC-2A, 5/8 IN. LG	EA	8
50	2	PAFZZ	5310-00-167-0721	MS35333-41	96906	WASHER, LOCK: 5/16 IN. NON SIZE	EA	8
50	3	PAFZZ	5305-00-989-7434	MS35207-263	96906	SCREW, MACHINE: NO. 10-32UNF-2A, 1/2 IN. LG	EA	3
50	4	PAFZZ	5310-00-823-8804	MS27183-9	96906	WASHER, FLAT: 0.250 IN. ID, 0.562 IN. OD, 0.065 IN. THK	EA	3
50	5	XBFZZ		D5-19-4854	81361	WRAPPER, LOWER REAR	EA	1
50	6	PAFZZ	5305-00-269-2805	MS90726-62	96906	SCREW, CAP, HEXGON HEAD: 3/8- 24UNC-2A, 1-1/4 IN. LG	EA	4
50	7	PAFZZ	5310-00-080-6004	MS27183-14	96906	WASHER, FLAT: 0.406 IN. ID, 0.812 IN. OD, 0.065 IN. THK	EA	4
50	8	PAFZZ	5305-00-042-6417	MS90725-113	96906	SCREW, CAP, HEXAGON HEAD: 1/2- 13UNC-2A, 1-1/2 IN. LG	EA	1
50	9	PAFZZ	5310-00-225-6993	MS51922-33	96906	NUT, SELF-LOCKING, HEXAGON: 1/2- 13UNC-2B	EA	1
50	10	PAFZZ	5310-00-809-5998	MS27183-18	96906	WASHER, FLAT: 0.531 IN. ID, 1.062 IN. OD, 0.095 IN. THK	EA	V
50	11	XBFZZ		D5-19-4907	81361	BRACKET, ENGINE MOUNTING	EA	1
50	12	PCOZZ	3030-00-967-8763	MS39277-025	96906	BELT, V	EA	1
50	13	PCOZZ	3030-00-240-9258	300H100	71956	BELT, POSTIVE DRIVE	EA	1
50	14	PCOZZ	3030-00-071-8018	MS39277-053	96906	BELT, V	EA	2
50	15	PAFZZ	5365-00-046-5704	1615-1 1-4	71956	BUSHING, TAPERED	EA	2
50	16	PAFZZ	3020-00-001-9216	1-3V5-3	71956	PULLEY, GROOVE: 5.3 IN. OD, 1 GROOVE	EA	1
50	17	PAFZZ	5365-00-038-1520	2012-1 1-4	71956	BUSHING, TAPERED	EA	1
50	18	PAFZZ	4920-00-799-5025	TL24H100	61463	PULLEY, POWER GRIP	EA	1
50	19	PAFZZ	3020-00-001-9217	2-3V5	71956	PULLEY, GROOVE: 5 IN. OD, 2 GROOVES	EA	1
50	20	PAFZZ	5315-00-936-6246	MS20066-264	96906	KEY, MACHINE: 1/4 IN. SQ, 4-1/2 IN. LG	EA	1

SAREA FORM 96 REPLACES SAREA-DE FORM 10-1, 1 MAY 74, WHICH IS OBSOLETE.
1 DEC 74

SECTION II. REPAIR PARTS LIST

(1) ILLUS FIG NO.	(2) ITEM NO.	(3) SMR CODE	(3) NATIONAL STOCK NUMBER (NSN)	(4) PART NUMBER	(5) FSCM	(6) DESCRIPTION	(7) U/M	(8) QTY INC IN UNIT
						USABLE ON CODE		
50	21	PAFZZ	5306-00-225-8502	MS90725-38	96906	BOLT, MACHINE: 5/16-18UNC-2A, 1-1/2 IN. LG	EA	4
50	22	PAFZZ	5310-00-167-0671	MS35338-102	96906	WASHER, LOCK: 5/16 IN. NON SIZE	EA	4
50	23	XBFZZ		D5-19-4904	81361	EXTENSION, FLYWHEEL	EA	1
50	24	PAFFF	2805-00-872-5972	13206E1000 MARK3	97403	ENGINE, GASOLINE: AIR COOLED, 4 CYCLE, 20 HP	EA	1
50	25	XAFZZ		E5-19-4916	81361	PALLET, POWER PACKAGE	EA	1
50	26	PAFZZ	5305-00-725-4152	MS90726-174	96906	SCREW, CAP, HEXAGON HEAD: 5/8- 18UNF-2A, 4-1/2 IN. LG	EA	3
50	27	PAFZZ	5310-00-225-6408	MS51922-53	96906	NUT, SELF-LOCKING, HEXAGON: 5/8- 18UNF-2B	EA	5
50	28	XBFZZ		B5-19-4938	81361	WASHER, FLAT: 0.690 IN. ID, 2.500 IN. OD	EA	6
50	29	PAFZZ	5310-00-951-7209	MS27183-22	96906	WASHER, FLAT: 0.688 IN. ID, 1.750 IN. OD, 0.134 IN THK	EA	5
50	30	PAFZZ	5340-00-061-0540	J8006-30	76005	MOUNT, RESILIENT	EA	12
50	31	PAFZZ	5305-00-725-4166	MS90726-175	96906	SCREW, CAP, HEXAGON HEAD: 5/8- 18UNF-2A, 4-3/4 IN. LG	EA	1
50	32	PAFZZ	5305-00-655-9655	MS90726-173	96906	SCREW, CAP, HEXAGON HEAD: 5/8- 18UNF-2A, 4-1/4 IN. LG	EA	1
50	33	XBFZZ		C5-19-4908	81361	PLATE, BOLT LOCKING	EA	1
50	34	PAFZZ	5305-00-725-4171	MS90726-178	96906	SCREW, CAP, HEXAGON HEAD: 5/8-18UNF-2A, 6 IN. LG	EA	1
						SUBGROUP: 0420 REFRIGERANT COMPRESSOR		
51	1	PAFZZ	5305-00-269-2805	MS90726-62	96906	SCREW, CAP, HEXAGON HEAD: 3/8- 24UNF-2A, 1-1/4 IN. LG	EA	4
51	2	PAFZZ	5310-00-080-6004	MS27183-14	96906	WASHER, FLAT: 0.406 IN. ID, 0.812 IN. OD 0.065 IN. THK	EA	6
51	3	PAFZZ	5305-00-269-3213	MS90725-62	96906	SCREW, CAP, HEXAGON HEAD: 3/8- 16UNC-2A, 1-1/4 IN. LG	EA	5
51	4	PAFZZ	5310-00-087-4652	MS51922-17	96906	NUT, SELF-LOCKING, HEXAGON: 3/8- 16UNC-2B	EA	2
51	5	PAOZZ	5305-00-008-9787	B5-19-4860	81361	SCREW, CAP, HEXAGON HEAD: 1/2-13UNC-2A, 2-1/2 IN. LG	EA	1
51	6	PAOZZ	5310-00-834-8732	MS35691-33	96906	NUT, PLAIN, HEXAGON: 1/2-13UNC- 2B	EA	1

SAREA FORM 96 REPLACES SAREA-DE FORM 10-1, 1 MAY 74, WHICH IS OBSOLETE.
1 DEC 74

SECTION II. REPAIR PARTS LIST

(1) ILLUS FIG NO.	(2) ITEM NO.	(3) SMR CODE	(3) NATIONAL STOCK NUMBER (NSN)	(4) PART NUMBER	(5) FSCM	(6) DESCRIPTION	(7) U/M	(8) QTY INC IN UNIT
51	7	PAOZZ	5310-00-068-5285	MS27183-20	96906	WASHER, FLAT: 0.594 IN. ID, 1.156 IN. OD, 0.095 IN. THK	EA	2
51	8	PAFZZ	5306-00-225-9085	MS90726-30	96906	BOLT, MACHINE: 5/16-24UNF-2A, 9/16 IN. LG	EA	4
51	9	PAFZZ	5310-00-167-0721	MS35333-41	96906	WASHER, LOCK: 5/16 IN. NOM SIZE	EA	4
51	10	PAFZZ	5310-00-595-7237	MS35333-42	96906	WASHER, LOCK: 3/8 IN. NOM SIZE	EA	3
51	11	XBFZZ		D5-19-4910	81361	BRACKET, COMPRESSOR SUPPORT	EA	1
51	12	XBFZZ		D5-19-4911	81361	PLATE, COMPRESSOR MOUNTING	EA	1
51	13	PAFFF	4120-00-717-3256	5910495	11862	BODY, AIR CONDITIONING	EA	1
51	14	PAFZZ	5305-00-269-2802	MS90726-59	96906	SCREW, CAP, HEXAGON HEAD: 3/8-UNF-2A, 7/8 IN. LG	EA	1
51	15	XBFZZ		B5-19-5138	81361	PLATE, ADAPTER, COMPRESSOR	EA	1
51	16	PAFZZ	5330-00-001-9731	5887997	23671	PACKING, PREFORMED	EA	2
51	17	XBFZZ		6555385	23671	NUT, SELF-LOCKING, HEXAGON: 14MM ACROSS FLATS, 3/8-24UN-2B	EA	1
51	18	PAFZZ	5365-00-804-9740	MS16625-1081	96906	RING, RETAINING: 0.812 IN. DIA	EA	1
51	19	XBFZZ		6555384	23671	SPACER, HUB	EA	1
51	20	PAFZZ	3010-00-001-9209	5914720	23671	CLUTCH, FRICTION	EA	1
51	21	PAFZZ	5365-00-252-6844	MS16630-1175	96906	RING, RETAINING: 1.750 IN. DIA	EA	1
51	22	PAFZZ	3020-01-004-9188	5914753	23671	PULLEY AND BEARING ASSEMBLY	EA	1
51	23	PAFZZ	5365-00-252-6843	MS16630-1156	96906	RING, RETAINING: 1.562 IN. DIA	EA	1
51	24	PAFZZ	4130-00-097-0170	6551046	23671	COIL AND HOUSING ASSEMBLY: 24 VOLT	EA	1
51	25	PAFZZ	5315-00-145-4458	6555320	23671	KEY, HUB, CLUTCH	EA	1
						SUBGROUP: 0421 CENTRIFUGAL BLOWER		
52	1	PAOZZ	5306-00-225-8496	MS90725-31	96906	BOLT, MACHINE: 5/16-18UNC-2A, 5/8 IN. LG	EA	4
52	2	PAOZZ	5310-00-167-0721	MS35333-41	96906	WASHER, LOCK: 5/16 IN. NOM DIA	EA	4
52	3	XBOZZ		D5-19-4937	81361	PLENUM	EA	1
52	4	XBOZZ		E5-19-4873-46	81361	GROOVE PIN: 0.094 IN. DIA, 1-1/4 IN. LG TYPE A	EA	1
52	5	XBOZZ		B5-19-4853	81361	SCREW, CAP, HEXAGON HEAD: 1/2-13UNC-2A, 3-1/2 IN. LG	EA	1

SAREA FORM 96 REPLACES SAREA-DE FORM 10-1, 1 MAY 74, WHICH IS OBSOLETE.
1 DEC 74

SECTION II. REPAIR PARTS LIST

(1) ILLUS FIG NO.	(2) ITEM NO.	(3) SMR CODE	(3) NATIONAL STOCK NUMBER (NSN)	(4) PART NUMBER	(5) FSCM	(6) DESCRIPTION	(7) U/M	(8) QTY INC IN UNIT
							USABLE ON CODE	
52	6	PAOZZ	5310-00-068-5285	MS27183-20	96906	WASHER, FLAT: 0.594 IN. ID, 1.156 IN. OD, 0.095 IN. THK	EA	2
52	7	PAOZZ	5305-00-269-3216	MS90725-66	96906	SCREW, CAP, HEXAGON HEAD: 3/8-16UNC-2A, 2 IN. LG	EA	4
52	8	PAOZZ	5310-00-595-7237	MS35333-42	96906	WASHER, LOCK: 3/8 IN. NOM SIZE	EA	4
52	9	PAOZZ	5310-00-080-6004	MS27183-14	96906	WASHER, FLAT: 0.406 IN. ID, 0.812 IN. OD, 0.065 IN. THK	EA	4
52	10	XBOZZ		C5-19-4905	81361	PLATE, BOLT LOCKING	EA	2
52	11	XBOZZ		B5-19-4845	81361	WASHER, BEVEL: MODIFIED	EA	4
52	12	XBOZZ		720FS0-1-4	30327	ADAPTER: STEEL, 7/16-20UNF, 1/4 NPTF	EA	1
52	13	XBOZZ		91567-4	28976	HOSE, FLEXIBLE: 1/4 IN. ID, 10.50 IN. LG	EA	1
52	14	PAOZZ	4730-00-984-1211	639F1-4	30327	PLUG, PIPE: 1/4 IN. NPTM, BRASS	EA	1
52	15	XBOZZ		D5-19-4909	81361	PLATE, BLOWER MOUNTING	EA	1
52	16	PAOZZ	5365-00-802-6312	1615-7-8	71956	BUSHING, TAPERED	EA	1
52	17	PAOZZ	3020-00-432-1142	1-3V4-12	71956	PULLEY, GROOVE	EA	1
53	-	PAOHF	4140-00-035-3725	E5-19-4891	81361	FAN, CENTRIFUGAL BLOWER	EA	1
53	1	XBOZZ		27183	52358	SCREW, PULLEY	EA	1
53	2	XBOZZ		27176	52358	RETAINER, PULLEY	EA	1
53	3	XBHZZ		103059	52358	SCREW, MACHINE: NO. 10-24UNC-2B, 5/8 IN. LG	EA	9
53	4	XBHZZ		104509	52358	WASHER, LOCK: NO. 10 NOM SIZE	EA	9
53	5	XBHZZ		27127B	52358	COVER, SCROLL	EA	1
53	6	XBHZZ		102199	52358	SCREW, IMPELLER: 5/16-UNF-2A, 1-1/2 IN. LG	EA	1
53	7	XBHZZ		100271	52358	WASHER LOCK: 5/16 IN. NOM SIZE	EA	1
53	8	XBHZZ		100350	52358	WASHER, FLAT: 5/16 IN. NOM SIZE	EA	1
53	9	XAHZZ		58040	52358	IMPELLER	EA	1
53	10	PAHZZ	5365-00-870-6979	27108	52358	SHIM	EA	V
53	11	PAHZZ	4730-00-907-6010	27125	52358	PLUG, BEARING	EA	2

SECTION II. REPAIR PARTS LIST

(1) ILLUS FIG NO.	(2) ITEM NO.	(3) SMR CODE	(3) NATIONAL STOCK NUMBER (NSN)	(4) PART NUMBER	(5) FSCM	(6) DESCRIPTION	(7) U/M	(8) QTY INC IN UNIT
53	12	PAHZZ	5330-00-093-6615	104508	52358	PACKING, PREFORMED	EA	2
53	13	XBHZZ		100900	52358	SCREW, MACHINE: 5/16-18UNC-2A, 1-1/4 IN. LG	EA	2
53	14	XBHZZ		104497	52358	WASHER, FLAT: 5/16 IN. NOM SIZE	EA	10
53	15	XBHZZ		102108	52358	SCREW, SCROLL	EA	8
53	16	XAHZZ		27168	52358	SCROLL	EA	1
53	17	PAHZZ	5365-00-560-7090	27158	52358	SHIM SET	EA	V
53	18	PAHZZ	4140-00-036-5696	27124B	52358	SPRING, LOAD	EA	1
53	19	PAHZZ	4140-00-870-6981	27119	52358	DRIVE ELEMENT, FAN	EA	1
53	20	XAHZZ		37682	52358	RACE, OUTER	EA	2
53	21	XAHZZ		37002A	52358	SHAFT, OUTPUT	EA	1
53	22	XAHZZ		37683	52358	DRIVE BALLS	EA	5
53	23	XAHZZ		37206-2	52358	RING, LABYRINTH	EA	2
53	24	XAHZZ		102195	52358	PIN, DOWEL	EA	2
53	25	XBHZZ		103863	52358	PIN, RACE LOCK	EA	1
53	26	XBHZZ		27122	52358	SCREW, OIL PUMP EXTENSION	EA	1
53	27	XBHZZ		37015	52358	SPRING, OIL PUMP PLUNGER	EA	1
53	28	PAHZZ	4140-00-041-4616	37007B	52358	PLUNGER, FAN	EA	1
53	29	XAHZZ		37009B	52358	SHAFT, INPUT	EA	1
53	30	XBHZZ		37073	52358	KEY	EA	1
53	31	PAHZZ	3110-00-061-3827	102198	52358	BEARING, BALL, ANNULAR	EA	1
53	32	XAHZZ		27171	52358	EXTENSION, OIL PUMP	EA	1
53	33	PAHZZ	5330-00-972-8806	27166	52358	GASKET: OIL PUMP EXTENSION	EA	1
53	34	PAHZZ	4140-00-972-8802	27114	52358	BODY, OIL PUMP	EA	1
53	35	PAHZZ	5365-00-092-6470	104493	52358	RING, RETAINING	EA	1
53	36	PAHZZ	4140-00-967-4697	27159	52358	SPRNG, FAN	EA	2
53	37	XAHZZ		37094	52358	SPACER, INPUT SHAFT SEAL	EA	1
53	38	PAHZZ	3110-00-061-4099	100381	52358	BEARING, BALL, ANNULAR	EA	1
53	39	PAHZZ	4140-00-041-4620	102430	52358	SEAL, INPUT SHAFT	EA	1

SAREA FORM 96 REPLACES SAREA-DE FORM 10-1, 1 MAY 74, WHICH IS OBSOLETE.
1 DEC 74

SECTION II. REPAIR PARTS LIST

(1) ILLUS FIG NO.	(2) ITEM NO.	(3) SMR CODE	(3) NATIONAL STOCK NUMBER (NSN)	(4) PART NUMBER	(5) FSCM	(6) DESCRIPTION	(7) U/M	(8) QTY INC IN UNIT
53	40	XBHZZ		37012	52358	SCREW, INPUT SHAFT	EA	5
53	41	XBHZZ		37011	52358	DRIVER, BALL	EA	1
53	42	PAHZZ	5330-00-093-6616	58019	52358	GASKET	EA	1
53	43	PAOZZ	6680-00-907-6009	27126	52358	GAGE, OIL	EA	1
53	44	XBHZZ		37024	52358	SLEEVE, OIL GAGE	EA	1
53	45	XAHZZ		27123A	52358	HOUSING, BEARING	EA	1
53	46	XBHZZ		100852	52358	SCREW, AIR SCOOP	EA	2
53	47	XBHZZ		103172	52358	WASHER, LOCK	EA	2
53	48	XBHZZ		101191	52358	NUT, SELF-LOCKING	EA	2
53	49	XBHZZ		58303	52358	SCOOP, AIR	EA	1
53	50	XHBZZ		27125A	52358	PLUG, COVER	EA	1
53	51	PAHZZ	4140-00-036-5697	37019-1	52358	RETAINER, LUBE OIL, CENTRIFUGAL BLOWER	EA	1
53	52	XBHZZ		37026	52358	SCREEN, OIL PUMP	EA	1
SUBGROUP: 0422 GENERATOR								
54	1	PAFZZ	5305-00-782-9495	MS90725-111	96906	SCREW, CAP, HEXAGON HEAD: 1/2-13UNC-2A, 1-1/4 IN. LG	EA	6
54	2	PAFZZ	5310-00-809-5998	MS27183-18	96906	WASHER, FLAT: 0.531 IN. ID, 1.062 IN. OD, 0.095 IN. THK	EA	2
54	3	PAFZZ	5310-00-584-5272	MS35338-48	96906	WASHER, LOCK: 1/2 IN. NOM SIZE	EA	6
54	4	XBFZZ		C5-19-6521	81361	BRACKET, LEFT, GENERATOR MOUNTING	EA	1
54	5	XBFZZ		D5-19-6522	81361	BRACKET, RIGHT, GENERATOR MOUNTING	EA	1
54	6	XBOZZ		3816-234-214 MTL	06239	SCREW, CAP, HEXAGON HEAD: 3/8-16UNC2A, 2-3/4 IN. LG	EA	1
54	7	PAOZZ	5310-00-637-9541	MS35338-46	96906	WASHER, LOCK: 3/8 IN. NOM SIZE	EA	1
54	8	PAOZZ	5310-00-056-3395	MS35649-2382	96906	NUT, PLAIN, HEXAGON: 3/8-16UNC- 2B	EA	1
54	9	PAFZZ	5365-00-019-9447	1210 7-8	71956	BUSHING, TAPERED	EA	1
54	10	PAFZZ	3020-00-195-7422	TL20H100	71956	SPROCKET WHEEL	EA	1
54	11	PAFZZ	5315-00-264-3099	MS20066-187	96906	KEY, MACHINE: 0.188 IN. SQ, 1-1/4 IN. LG	EA	1

SAREA FORM 96 REPLACES SAREA-DE FORM 10-1, 1 MAY 74, WHICH IS OBSOLETE.
1 DEC 74

SECTION II. REPAIR PARTS LIST

(1) ILLUS FIG NO.	(2) ITEM NO.	(3) SMR CODE	(3) NATIONAL STOCK NUMBER (NSN)	(4) PART NUMBER	(5) FSCM	(6) DESCRIPTION	(7) U/M	(8) QTY INC IN UNIT
							USABLE ON CODE	
54	12	PAFZZ	5340-00-469-8415	MS21105-11	96906	CLAMP, LOOP: 11/16 IN. NOM DIA, CUSHIONED	EA	1
54	13	AFFFF		C5-19-5147	81361	GENERATOR, ALTERNATING CURRENT: MODIFIED	EA	1
54	14	PAFZZ	4730-00-908-3193	MS35842-12	96906	CLAMP, HOSE: 1-1/16 IN. TO 2 IN. DIA RANGE	EA	1
54	15	PAFZZ	5935-00-481-7891	MS3101F24-11SC	96906	CONNECTOR, PLUG, ELECTRICAL	EA	1
54	16	PAFFF	6115-00-040-7416	E5-19-4830-1	81361	GENERATOR, ALTERNATING CURRENT	EA	1
55	1	XBFZZ		24732	28813	SCREW, CAP, HEXAGON HEAD: 1/4-20UNC-2B, 2 IN. LG	EA	2
55	2	XBFZZ		22097	28813	WASHER, LOCK: 1/4 IN. NOM SIZE	EA	2
55	3	XBFZZ		24648	28813	COVER, CONNECTION BOX	EA	1
55	4	XBFZZ		24671	28813	GASKET	EA	1
55	5	XBFZZ		23522	28813	CONNECTOR	EA	1
55	6	XBFZZ		23810	28813	BUSHING	EA	1
55	7	XBFZZ		25655	28813	PLUG, PIPE: 3/4 IN. NPT	EA	1
55	8	XAFZZ		23366	28813	SETSCREW: SELF-LOCKING	EA	2
55	9	XAFZZ		25147	28813	FAN	EA	1
55	10	XBFZZ		22259	28813	NUT, PLAIN, HEXAGON: 5/16-18UNC-2A	EA	8
55	11	XBFZZ		26204	28813	WASHER, LOCK: 5/16 IN. NOM SIZE	EA	8
55	12	XBFZZ		26205	28813	STUD	EA	4
55	13	XAFZZ		32404	28813	END BELL, FRONT	EA	1
55	14	XAFZZ		32405	28813	END BELL, REAR	EA	1
55	15	XBFZZ		24611	28813	SCREW, MACHINE: NO. 10-32UNF-2B, 1 IN. LG	EA	2
55	16	XBFZZ		22158	28813	NUT, PLAIN, HEXAGON: NO. 10-32UNF-2A	EA	2
55	17	XAFZZ		23236	28813	COVER, MOTOR	EA	1
55	18	XBFZZ		23484D	28813	BUSHING	EA	1
55	19	PAFZZ	5330-00-100-6771	24685	28813	SEAL, PLAIN, ENCASED	EA	1
55	20	XBFZZ		22930	28813	SPRING, LOADING	EA	1

SAREA FORM 96 REPLACES SAREA-DE FORM 10-1, 1 MAY 74, WHICH IS OBSOLETE.
1 DEC 74

SECTION II. REPAIR PARTS LIST

(1) ILLUS FIG NO.	(2) ITEM NO.	(3) SMR CODE	(3) NATIONAL STOCK NUMBER (NSN)	(4) PART NUMBER	(5) FSCM	(6) DESCRIPTION	(7) U/M	(8) QTY INC IN UNIT
55	21	XBFZZ		23139	28813	KEY, MACHINE: 3/16 IN. SQ, 1 IN. LG	EA	1
55	22	XBFZZ		22378	28813	KEY, WOODRUFF	EA	1
55	23	PAFZZ	3120-00-156-1071	24299	28813	BEARING, SLEEVE	EA	2
55	24	XBFZZ		23635	28813	NUT, PLAIN, HEXAGON: BRASS, NO. 6-32UNC-2A	EA	3
55	25	XBFZZ		23364	28813	WASHER, LOCK: NO. 6 NOM SIZE	EA	3
55	26	PAFZZ	6115-00-095-3883	25500	28813	RING, ELECTRICAL CONTACT	EA	1
55	27	XAFZZ		28820	28813	ROTOR ASSEMBLY	EA	1
55	28	XAFZZ		28818	28813	STATOR ASSEMBLY	EA	1
55	29	XBOZZ		22859	28813	SCREW, MACHINE: NO. 10-32UNC-2A, 3/4 IN. LG	EA	4
55	30	XBOZZ		22769	28813	WASHER, LOCK: NO. 10 NOM SIZE	EA	6
55	31	XBOZZ		24649	28813	COVER, ACCESS	EA	1
55	32	XBOZZ		24285	28813	GASKET	EA	1
55	33	XBOZZ		23896	28813	SCREW, MACHINE: NO. 8-32UNC-2A, 5/8 IN. LG	EA	3
55	34	XBOZZ		25105	28813	SCREW, MACHINE: NO. 6-32UNC-2A, 1/4 IN. LG	EA	3
55	35	PAOZZ	5977-00-422-1283	A24044A	28813	BRUSH, ELECTRICAL	EA	3
55	36	PAOZZ	5977-00-099-6866	23877C	28813	HOLDER, ELECTRICAL CONTACT BRUSH SUBGROUP: 0423 SOUNDPROOF ENCLOSURE	EA	2
56	1	PAOOF	4130-00-008-7216	TU3792	90598	FILTER ELEMENT, AIR CONDITIONING	EA	1
56	2	PAFZZ	5305-00-087-0259	MS9122-05	96906	SCREW, MACHINE: NO. 10-32UNF-3A, 5/8 IN. LG	EA	12
56	3	PAOZZ	5310-00-809-8546	MS27183-8	96906	WASHER, FLAT: 0.219 IN. ID, 0.438 IN. OD, 0.049 IN. THK	EA	22
56	4	XBFZZ		E5-19-5051	81361	FRAME, ENCLOSURE	EA	1
56	5	PAFZZ	5320-00-957-1395	MS20605MP 3W3	96906	RIVET, BLIND: 0.094 IN. DIA, 0.187 IN. GRIP LG	EA	32
56	6	PAFZZ	5310-00-623-5989	NAS1031A3	80205	NUT, SELF-LOCKING, PLATE: NO. 10- 32UNF-3B	EA	14

SAREA FORM 96 REPLACES SAREA-DE FORM 10-1, 1 MAY 74, WHICH IS OBSOLETE.
1 DEC 74

SECTION II. REPAIR PARTS LIST

(1) ILLUS FIG NO.	(2) ITEM NO.	(3) SMR CODE	(3) NATIONAL STOCK NUMBER (NSN)	(4) PART NUMBER	(5) FSCM	(6) DESCRIPTION	(7) U/M	(8) QTY INC IN UNIT
56	7	PAFZZ	5310-00-680-6275	NAS1032A3	80205	NUT, SELF-LOCKING, PLATE: NO. 10-32UNF-3B	EA	2
56	8	PAOZZ	5305-00-857-5867	MS9122-03	96906	SCREW, MACHINE: NO. 10-32 1/2- IN. LG	EA	14
56	9	XBOZZ		C5-19-4887	81361	COVER, ACCESS	EA	1
56	10	XDOZZ		D5-19-5007	81361	COVER, ACCESS: GENERATOR	EA	1
56	11	PAFZZ	5310-00-934-9751	MS35650-302	96906	NUT, PLAIN, HEXAGON: NO. 10-32	EA	4
56	12	PAFZZ	5310-00-045-3296	MS35338-43	96906	WASHER, LOCK: NO. 10 NOM SIZE	EA	4
56	13	PAFZZ	5915-00-098-8844	JN14-2251B	56289	FILTER, RADIO FREQUENCY INTERFERENCE	EA	1
56	14	XBFZZ		D5-19-4950	81361	CABLE, ASSEMBLY, POWER ELECTRICAL	EA	1
56	15	PAFZZ	5305-00-271-3482	MS9123-02	96906	SCREW, MACHINE: 1/4-28 1/2 IN. LG	EA	4
56	16	PAFZZ	5325-00-807-0580	MS35489-121	96906	GROMMET, RUBBER: 1/16 IN. GROOVE W, 1-5/8 IN. GROOVE DIA, 7/8 IN. HOLE DIA	EA	2
56	17	PAOZZ	5320-00-582-3521	MS20600B4W3	96906	RIVET, BLIND: 1/8 DIA, ALUMINUM	EA	4
56	18	PAOZZ	5340-00-680-4375	3	82240	CATCH, CLAMPING: LINLOCK: LINKLOCK SPRING-LOADED	EA	1
N 56	19	PAOZZ	6105-01-067-7197	D5-19-6814	81361	COVER, ELECTRIC MOTOR SUBGROUP: 0424 VOLTAGE REGULATOR	EA	1
57	-	AFFFF		C5-19-6527	81361	REGULATOR, VOLTAGE: MODIFIED	EA	1
57	1	PAFZZ	4730-00-908-3193	MS35842-12	96906	CLAMP, HOSE: 1-1/16 IN. TO 2 IN. DIA RANGE	EA	1
57	2	PAFZZ	5935-00-166-3528	MS3106F24-11P	96906	CONNECTOR, PLUG, ELECTRICAL	EA	1
57	3	PAFFF	6110-00-003-5200	5616-2 LESS GENERATOR	28813	REGULATOR, VOLTAGE	EA	1
57	4	PAOZZ	5305-00-989-7434	MS35207-263	96906	SCREW, MACHINE: NO. 10-32 1/2 IN. LG	EA	8
57	5	PAOZZ	5310-00-045-3296	MS35338-43	96906	WASHER, LOCK: NO. 10 NOM SIZE	EA	8
57	6	PAOZZ	5310-00-014-5850	MS27183-42	96906	WASHER, FLAT: 0.219 IN. ID, 0.500 IN. OD, 0.049 IN. THK	EA	8
57	7	XAOZZ		30477	28813	COVER	EA	1
57	8	PAFZZ	6130-00-095-3388	AA24793	28813	RECTIFIER, METALLIC	EA	1

SECTION II. REPAIR PARTS LIST

(1) ILLUS FIG NO.	(2) ITEM NO.	(3) SMR CODE	(3) NATIONAL STOCK NUMBER (NSN)	(4) PART NUMBER	(5) FSCM	(6) DESCRIPTION	(7) U/M	(8) QTY INC IN UNIT
							USABLE ON CODE	
57	9	PAFZZ	5305-00-984-6191	MS35206-243	96906	SCREW, MACHINE: NO. 8-32 3/8 IN. LG	EA	2
57	10	PAFZZ	5310-00-559-0070	MS35333-38	96906	WASHER, LOCK: NO. 8 NOM SIZE	EA	2
57	11	XBFZZ		B24319	28813	SUPPORT, RECTIFIER	EA	1
57	12	PAFZZ	5310-00-857-4945	MS21045L3	96906	NUT, SELF-LOCKING, HEXAGON: NO. 10-32	EA	5
57	13	PAFZZ	5905-00-107-4679	24326	28813	RESISTOR, FIXED, ELECTRICAL	EA	1
57	14	PAFZZ	5950-00-173-9769	A24306D	28813	REACTOR	EA	1
57	15	PAFZZ	5305-00-984-6195	MS35206-247	96906	SCREW, MACHINE: NO. 8-32 3/4 IN. LG	EA	2
57	16	PAFZZ	5310-00-934-9757	MS35649-282	96906	NUT, PLAIN, HEXAGON: NO. 8-32	EA	2
57	17	PAFZZ	5310-00-045-3299	MS35338-42	96906	WASHER, LOCK: NO. 8 NOM SIZE	EA	2
57	18	XBFZZ		24324	28813	TERMINAL, BLOCK	EA	1
57	19	XAFZZ		24288	28813	TERMINAL NAME PLATE	EA	1
57	20	XBFZZ		24700	28813	SUPPORT, TERMINAL BLOCK	EA	1
57	21	XAFZZ		38737	28813	BOX, CONNECTION	EA	1
						SUBGROUP: 0425 FAN AND CONDENSER ASSEMBLY		
58	-	XBFZZ		E5-19-5004	81361	FAN AND CONDENSER ASSEMBLY	EA	1
58	1	PAFZZ	5305-00-082-6984	MS9123-04	96906	SCREW, MACHINE: 1/4-28 5/8 IN. LG	EA	18
58	2	PAFZZ	5310-00-809-4058	MS27183-10	96906	WASHER, FLAT: 0.281 IN. ID., 0.625 IN. OD, 0.065 IN. THK	EA	20
58	3	PAFZZ	5305-00-702-0474	MS9123-06	96906	SCREW, MACHINE: 1/4-28 3/4 IN. LG	EA	2
58	4	PAOZZ	5305-00-880-3358	MS51960-101	96906	SCREW, MACHINE: 5/16-24 1 IN. LG	EA	4
58	5	PAOZZ	5310-00-470-1556	NAS1021A5	80205	NUT, SELF-LOCKING, HEXAGON: 5/16- 24	EA	4
58	6	PAOZZ	5310-00-081-4219	MS27183-12	96906	WASHER, FLAT: 0.344 IN. ID., 0.688 IN. OD, 0.065 IN. THK	EA	12
58	6.1	XBOZZ		C5-19-5109-2	81361	BRACKET, SCREEN	EA	4
58	7	XBOZZ		C5-19-5109-1	81361	SCREEN, CONDENSER FAN	EA	1

SECTION II. REPAIR PARTS LIST

(1) ILLUS FIG NO.	(2) ITEM NO.	(3) SMR CODE	(3) NATIONAL STOCK NUMBER (NSN)	(4) PART NUMBER	(5) FSCM	(6) DESCRIPTION	(7) U/M	(8) QTY INC IN UNIT
58	8	PAOZZ	5310-00-880-7744	MS51967-5	96906	NUT, PLAIN, HEXAGON: 5/16-18	EA	8
58	9	PAOZZ	5310-00-045-4007	MS35338-41	96906	WASHER, LOCK: NO. 6 NOM SIZE	EA	8
58	10	XBOZZ		D5-19-4850	81361	SUPPORT, ADJUSTING	EA	4
58	11	PAOZZ	5306-00-225-9087	MS90726-32	96906	BOLT, MACHINE: 5/16-24 3/4 IN. LG	EA	8
58	12	XBFZZ		E5-19-5004-12	81361	SCREW, CAP, HEXAGON HEAD: 1/4-28UNF-2A, 5-1/2 IN. LG	EA	10
58	13	XBFZZ		B5-19-4946	81361	TUBE, ALUMINUM	EA	10
58	14	PAFZZ	5305-00-857-5867	MS9122-03	96906	SCREW, MACHINE: NO. 10-32 1/2 IN. LG	EA	10
58	15	PAFZZ	5310-00-809-8546	MS27183-8	96906	WASHER, FLAT: 0.219 IN. ID., 0.438 IN. OD., 0.049 IN. THK	EA	10
58	16	XBFZZ		D5-19-4791	81361	PLENUM, TRANSITION	EA	1
58	17	PAFFZ	4240-00-001-1515	T3CX156-20X 21 1-2	39433	COIL, CONDENSER	EA	1
58	18	XBFZZ		C5-19-5006-20	81361	ANGLE, WALL	EA	1
58	19	PAFZZ	5320-00-957-1395	MS20605MP3W3	96906	RIVET, BLIND: 0.094 IN. DIA, 0.187 IN. GRIP LG	EA	8
58	20	PAFZZ	5310-00-623-5988	NAS1031P4	80205	NUT, SELF-LOCKING, PLATE: 1/4- 28	EA	4
58	21	XBFZZ		C5-19-5006-10	81361	ANGLE WALL	EA	1
58	22	XBFZZ		E5-19-4920	81361	BRACKET, SUPPORT	EA	1
59	-	AF0FF		C5-19-5061	81361	FAN, TUBEAXIAL: CONDENSER MODIFIED	EA	1
59	1	PAFZZ	5935-00-186-1524	MS3106F16S8P	96906	CONNECTOR, PLUG, ELECTRICAL	EA	1
59	2	MFFZZ		C5-19-5061-1	81361	TUBING, HEAT-SHRINKABLE: 1/2 IN. NOM ID MFD FROM NSN 5970-00-177-1547	FT	2
59	3	PAFZZ	4730-00-908-6294	MS35842-16	96906	CLAMP, HOSE: 4-1/8 IN. TO 7 IN. DIA RANGE	EA	1
59	4	PAFFF	4140-00-007-1130	7W66050	09519	FAN, TUBEAXIAL	EA	1
59	5	PAFZZ	5306-00-131-7040	MS18154-34	96906	BOLT, MACHINE: 5/16-18 1 IN. LG	EA	4
59	6	PAFZZ	5310-00-880-7744	MS51967-5	96906	NUT, PLAIN, HEXAGON: 5/16-18	EA	4

USABLE ON CODE

#####

CHANGE 2

65

SECTION II. REPAIR PARTS LIST

(1) ILLUS FIG NO.	(2) ITEM NO.	(3) SMR CODE	(3) NATIONAL STOCK NUMBER (NSN)	(4) PART NUMBER	(5) FSCM	(6) DESCRIPTION	(7) U/M	(8) QTY INC IN UNIT
59	7	PAFZZ	5310-00-407-9566	MS35338-45	96906	WASHER, LOCK: 5/16 IN. NOM SIZE	EA	4
59	8	PAFZZ	5310-00-081-4219	MS27183-12	96906	WASHER, FLAT: 0.344 IN. ID, 0.688 IN. OD, 0.065 IN. THK SUBGROUP: 0426 MODIFIED CARGO TRAILER BODY	EA	8
60	-	XAFFF		E5-19-5019	81361	BODY, CARGO TRAILER: MODIFIED	EA	1
60	1	XB00F		C5-19-5036	81361	TAILGATE, MODIFIED	EA	1
60	2	MOOZZ		C5-19-5036-1	81361	INSULATION BOARD: 10.19 IN. W, 16.47 IN. LG MFD FROM NSN 5640-00-914-6031	EA	1
60	3	MOOZZ		C5-19-5036-2	81361	INSULATION BOARD: 10.50 IN. W, 9.00 IN. LG MFD FROM NSN 5640-00-914-6031	EA	1
60	4	XAOZZ		8331948	19207	TAILGATE ASSEMBLY	EA	1
60	5	PAFZZ	5325-00-249-6352	MS35489-72	96906	GROMMET, RUBBER: 3/16 IN. GROOVE W, 13/16 IN. GROOVE DIA, 1/2 IN. HOLE DIA SUBGROUP: 0427 REPAIR KIT	EA	4
61	-	PACZZ	4240-00-008-1674	D5-19-5252	81361	REPAIR, KIT, INFLATABLE SHELTER	EA	1
61	1					TAPE, PRESSURE SENSITIVE, ADHESIVE: 3 IN. W, 60 YDS LG, TYPE III, CLASS 1	RO	1
61	2					ADHESIVE: CLEAR, 5 OZ. TUBE	TU	1
61	3					WINDOW MATERIAL: 6 IN. W, 30 IN. LG	EA	1
61	4					PATCH: 8 IN. DIA, BLACK, FLOOR MATERIAL	EA	6
61	5					PATCH: 6 IN. DIA, BLACK FLOOR MATERIAL	EA	6
61	6					PATCH: 5 IN. DIA, BLACK FLOOR MATERIAL	EA	6
61	7					BAG, CLOTH, REPAIR KIT	EA	1
61	8					PATCH MATERIAL: 10 IN. W, 36 IN. LG WHITE	EA	3
61	9					PATCH MATERIAL: 10 IN. W, 36 IN. LG, OLIVE DRAB	EA	3
61	10					PATCH: 8 IN. DIA, WHITE	EA	6

SECTION II. REPAIR PARTS LIST

(1) ILLUS FIG NO.	(2) ITEM NO.	(3) SMR CODE	(4) NATIONAL STOCK NUMBER (NSN)	(5) PART NUMBER	(6) FSCM DESCRIPTION	(7) U/M	(8) QTY INC IN UNIT
						USABLE ON CODE	
61	11				PATCH: 6 IN. DIA, WHITE	EA	6
61	12				PATCH: 5 IN. DIA, WHITE	EA	6
61	13				PATCH: 8 IN. DIA, OLIVE DRAB	EA	6
61	14				PATCH: 6 IN. DIA, OLIVE DRAB	EA	6
61	15				PATCH: 5 IN. DIA, OLIVE, DRAB	EA	6
61	16				LUBRICANT, ZIPPER	SX	1
61	17				TOWEL, SHOP	EA	10
61	18				BRUSH, JACK: STIFF BRISTLE	EA	1
61	19				BRUSH, ACID SWABBING: 3/8 IN. W, TYPE II, CLASS I, SIZE 1	EA	20
61	20				NEEDLES	PG	1
61	21				SHEARS, BENT TRIMMER: 8 IN. SIZE TYPE I, CLASS 2	EA	1
61	22				THREAD: NO. 5 POLYESTER, SHADE S-1, 50 FT SPOOL	SL	1
61	23				TOLUENE, TECHNICAL: 1 PT CAN	CN	4
C 61	24				CEMENT, FABRIC: NOT FURNISHED W/ REPAIR KIT, REQUISITION AS EXPEN- DABLE ITEM	CN	1
61	5				DRAWING, REPAIR KIT CONTENTS	EA	1
					SUBGROUP: 0500 BULK MATERIAL		
C BULK	PAOZZ	4010-00-781-3129	RRC271	81348	CHAIN, WELDLESS: SASH STYLE, 0.035 IN. THK STOCK, 20 LINKS PER FT, 10 IN. LG O/A, TYPE II, CLASS 3	FT	2
C BULK	PAOZZ	4020-00-993-3583	MILC43307	81349	CORD, FIBROUS: NYLON, BRAIDED, 0.25 IN. NOM DIA, 2000 FT SPOOL	SL	1
C BULK	PAFZZ	4710-00-277-5525	7704051	19207	TUBE, METALLIC: COPPER, 1/4 IN. NOM DIA, 0.030 IN. WALL THK	FT	35
C BULK	PAOZZ	4710-00-277-5529	ASTMB280-80	81346	TUBE, METALLIC: COPPER, 1/2 IN. NOM DIA, 0.032 IN. WALL THK	FT	25
C BULK	PAFZZ	4710-00-277-5532	7036785	19207	TUBE, METALLIC: COPPER, 7/8 IN. NOM DIA, 0.045 IN. WALL THK	FT	10
C BULK	PAFZZ	4710-00-554-8692	WWT775	81348	TUBE, METALLIC: COPPER, 3/4 IN. NOM DIA, 0.035 IN. WALL THK	FT	10

SECTION II. REPAIR PARTS LIST

(1) ILLUS FIG NO.	(2) ITEM NO.	(3) SMR CODE	(3) NATIONAL STOCK NUMBER (NSN)	(4) PART NUMBER	(5) FSCM	(6) DESCRIPTION	(7) U/M	(8) QTY INC IN UNIT
C	BULK	PAFZZ	4710-00-595-1823	8689215	19207	TUBE,METALLIC: COPPER, 1-1/8 IN. NOM DIA 0.050 IN. WALL THK	FT	10
C	BULK	PAOZZ	4720-00-057-9790	1201-4400	85757	TUBING, NONMETALLIC: 0.170 IN. ID, 0.250 IN. OD, CLASS 1, GRADE 8	FT	10
C	BULK	PAFZZ	4720-00-269-2189	2145523	30327	TUBING, NONMETALLIC: 0.170 IN. DIA, 0.250 IN. OD, 125 PSI RATING	FT	10
C	BULK	PAOZZ	4720-00-800-7970	R3603	61501	TUBING, NONMETALLIC: 0.250 IN. ID, 0.375 IN. OD	FT	10
C	BULK	PAFZZ	5330-00-729-5103	MILG1149	81349	RUBBER SHEET, SOLID: BLACK, 45 TO 55 DUROMETER OIL RESISTANT 36 IN WIDE X 0.125 IN THK	FT	2
C	BULK	PAOZZ	5640-00-914-6031	MILI14511	81349	INSULATION BOARD, THERMAL: 56 IN., W, 84 IN. LG, 1 IN. THK, TYPE II, FORM 2	EA	1
C	BULK	PAFZZ	5970-00-008-3295	MILR46846	81349	INSULATION SLEEVING, ELECTRICAL: HEAT-SHRINKABLE, 1/2 IN. NOM ID, TYPE 1, CLASS 1	FT	50
C	BULK	PAFZZ	5970-00-954-1622	M23053/5-105-0	81349	INSULATION SLEEVING, ELECTRICAL: HEAT-SHRINKABLE, 3-16 IN., NOM, ID CLASS 1, BLACK	FT	50
C	BULK	PAOZZ	6145-00-162-5848	M5086-2-16-0	81349	WIRE, ELECTRICAL: BLACK, 16 AWG	FT	75
C	BULK	PAOZZ	6145-00-538-8219	M13486-1-11	81349	WIRE, ELECTRICAL: 4 AWG	EA	75
C	BULK	PAOZZ	6145-00-578-6605	M5086-2-16-9	81349	WIRE, ELECTRICAL: WHITE, 16 AWG	FT	75
C	BULK	PAFZZ	6145-00-578-7518	M5086-1-18-9	81349	WIRE, ELECTRICAL: 600V, WHITE, 18 AWG	FT	50
C	BULK	PAFZZ	6145-00-578-7521	M5086-1-12-9	81349	WIRE, ELECTRICAL: 600V, WHITE 12 AWG	FT	50
C	BULK	PAOZZ	9320-00-092-5019	AMS3196	81343	RUBBER SHEET, CELLULAR: 2 FT X 2 FT X 0.188 IN. THK	SH	10
C	BULK	PAOZZ	9320-00-092-5062	AMS3196	81343	RUBBER, SHEET, CELLULAR: 2 FT X 2 FT X 0.120 IN. THK	SH	2
C	BULK	PAOZZ	9320-00-262-2274	MILR46089	81349	RUBBER, SHEET, CELLULAR: 2 FT X 2 FT X 0.062 IN. THK	SH	2
C	BULK	PAOZZ	9320-00-241-9754	MILR6855	81349	RUBBER SHEET, SOLID: BLACK, 60 DUROMETER, 2 FT X 3 FT X 0.062 IN. THK	SH	4
C	BULK	PAFZZ	9505-00-221-2650	MS20995C20	96906	WIRE, NONELECTRICAL: CRES 0.20 IN. DIA, 1 LB SPOOL	SL	1

USABLE ON CODE

SECTION II. REPAIR PARTS LIST

(1) ILLUS FIG NO.	(2) ITEM NO.	(3) SMR CODE	(3) NATIONAL STOCK NUMBER (NSN)	(4) PART NUMBER	(5) FSCM	(6) DESCRIPTION	(7) U/M	(8) QTY INC IN UNIT
C	BULK	PAFZZ	5640-01-025-8058	E5-19-5000-310	81361	INSULATION SLEEVING, THERMAL: 7/8 IN. ID, 3/8 IN. WALL THK, 6 FT LG, FORM T	FT	20
C	BULK	PAFZZ	5640-01-025-8061	E5-19-5000-307	81361	INSULATION SLEEVING THERMAL: 1-1/8 IN. ID, 3/8 IN. WALL THK, 6 FT LG, FORM T	FT	50
C	BULK	PAFZZ	5640-01-026-5387	E5-19-5000-309	81361	INSULATION SLEEVING, THERMAL: 3/4 IN. ID, 3/8 IN. WALL THK, 6 FT LG, FORM T	FT	50
C	BULK	PAFZZ	5970-01-023-8660	MILI23053/10	81349	INSULATION SLEEVING, ELECTRICAL: HEAT SHRINKABLE, 3/8 IN. NOM ID, TYPE 1, CLASS 1	FT	20

USABLE ON CODE

SECTION II. REPAIR PARTS LIST

(1) ILLUS FIG NO.	(2) ITEM NO.	(3) SMR CODE	(3) NATIONAL STOCK NUMBER (NSN)	(4) PART NUMBER	(5) FSCM	(6) DESCRIPTION	(7) U/M	(8) QTY INC IN UNIT
62	1	PFHZZ	4140-00-560-7093	100	52358	BENCH BLOCK BOI: 1 AUTH FOR 1-10 EQUIP	EA	1
62	2	PFHZZ	4140-00-560-7100	101	52358	PULLER, IMPELLER BOI: 1 AUTH FOR 1-10 EQUIP	EA	1
62	3	PFHZZ	4140-00-560-7101	102	52358	PULLER, OUTER RACE BOI: 1 AUTH FOR 1-10 EQUIP	EA	1
62	4	PFHZZ	4140-00-560-7103	103	52358	BEARING SUPPORT TOOL BOI: 1 AUTH FOR 1-10 EQUIP	EA	1
62	5	PFHZZ	4140-00-560-7104	104	52358	INSTALLATING TOOL, BEARING BOI: 1 AUTH FOR 1-10 EQUIP	EA	1
62	6	PFHZZ	4140-00-560-7105	105	52358	SEATING TOOL, BEARING BOI: 1 AUTH FOR 1-10 EQUIP	EA	1
62	7	PFHZZ	4140-00-560-7106	106	52358	INPUT SHAFT TOOL BOI: 1 AUTH FOR 1-10 EQUIP	EA	1
62	8	PFHZZ	4140-00-560-7107	107	52358	REMOVAL TOOL, SEAL BOI: 1 AUTH FOR 1-10 EQUIP	EA	1
62	9	PFHZZ	4140-00-342-9729	109	52358	HOLDER, BALL DRIVER BOI: 1 AUTH FOR 1-10 EQUIP	EA	1
62	10	PFHZZ	4140-00-560-7119	108	52358	BEARING SUPPORT PLATE BOI: 1 AUTH FOR 1-10 EQUIP	EA	1
62	11	PFHZZ	5120-00-174-2383	J9403	33287	HOLDING TOOL, CLUTCH HUB BOI: 1 AUTH FOR 1-10 EQUIP	EA	1
62	12	PFHZZ	5120-00-174-2386	J9401	33287	REMOVER, HUB AND DRIVE PLATE ASSEMBLY BOI: 1 AUTH FOR 1-10 EQUIP	EA	1
62	13	PFHZZ	5120-00-279-2218	J9480-01	33287	HUB AND DRIVE PLATE INSTALLER: W/SPACER BOI: 1 AUTH FOR 1-10 EQUIP	EA	1
62	14	PAFZZ	5120-00-881-0001	B618	65814	SOCKET, SOCKET WRENCH: 6-POINT, 9/16 IN., 3/8 IN. SQ DRIVE BOI: 1 AUTH FOR 1-10 EQUIP	EA	1
62	15	PAFZZ	5120-00-242-3435	GGGP831	81348	PUNCH, DRIVE PIN: 3/32 IN. DIA PT, 4 IN. LG 0/A BOI: 1 AUTH FOR 1-10 EQUIP	EA	1
62	16	PAFZZ	5120-00-357-6065	GGGR00395	81348	RIVETER, BLIND HAND: WITH PULLING HEADS FOR SERRATED STEM, 1/8, 5/32, AND 3/16 IN. DIA RIVETS BOI: 1 AUTH FOR 1-10 EQUIP	EA	1

SECTION II. REPAIR PARTS LIST

(1) ILLUS FIG NO.	(2) ITEM NO.	(3) SMR CODE	(3) NATIONAL STOCK NUMBER (NSN)	(4) PART NUMBER	(5) FSCM	(6) DESCRIPTION	(7) U/M	(8) QTY INC IN UNIT
62	17	PAFZZ	5120-00-177-9839	C845-10-32	03481	RIVETER, BLIND, HAND: NO. 10-32 THD SIZE BOI: 1 AUTH FOR 1-10 EQUIP	EA	1
62	18	PAFZZ	5120-00-970-6423	C845-1-4-20	25472	RIVETER, BLIND, HAND: 1/4-20 THD SIZE BOI: 1 AUTH FOR 1-10 EQUIP	EA	1

USABLE ON CODE

SECTION IV. NATIONAL STOCK NUMBER AND PART NUMBER

NATIONAL STOCK NUMBER	FIG. NO.	ITEM NO.	NATIONAL STOCK NUMBER	FIG. NO.	ITEM NO.
2540-00-216-5722	41	8	3030-00-240-9258	50	13
			3030-00-967-8763	50	12
2540-00-319-5933	41	10	3040-00-213-9924	24	17
2540-00-608-8096	41	37	3110-00-061-3827	53	31
2540-00-610-2991	41	43	3110-00-061-4099	53	38
2590-00-401-0752	41	18	3120-00-156-1071	55	23
2590-00-628-1246	41	16	4010-00-781-3129	BULK	
2805-00-872-5972	50	24	4020-00-201-5632	BULK	
2910-00-031-7563	38	32	4030-00-972-2670	22	5
2910-00-483-5176	31	25	4120-00-717-3256	51	13
2910-00-893-6402	31	26	4130-00-008-7216	56	1
2910-01-067-5340	38	43	4130-00-087-4760	32	18
2990-00-410-7543	48	19	4130-00-097-0170	51	24
2990-00-896-2166	48	10	4130-00-174-7834	33	29
2990-00-961-3692	17	5	4130-00-922-6515	32	31
				34	19
3010-00-001-9209	51	20			
			4140-00-007-1130	59	4
3020-00-001-9216	50	16			
			4140-00-007-4578	12	6
3020-00-001-9217	50	19			
			4140-00-035-3725	53	-
3020-00-195-7422	54	10			
			4140-00-036-5696	53	18
3020-00-432-1142	52	17			
			4140-00-036-5697	53	51
3020-01-004-9188	51	22			
3030-00-071-8018	50	14			
3030-00-240-9258	50	13			

SECTION IV. NATIONAL STOCK NUMBER AND PART NUMBER

NATIONAL STOCK NUMBER	FIG. NO.	ITEM NO.	NATIONAL STOCK NUMBER	FIG. NO.	ITEM NO.
4140-00-041-4616	53	28	4240-00-003-5202	28	9
4140-00-041-4620	53	39	4240-00-003-5203	28	13
4140-00-172-1804	44	11	4240-00-003-5204	28	8
4140-00-342-9729	62	9	4240-00-003-5206	28	4
4140-00-560-7093	62	1	4240-00-003-5207	28	15
4140-00-560-7100	62	2	4240-00-003-8311	13	-
4140-00-560-7101	62	3	4240-00-003-8312	2	16
				3	18
4140-00-560-7103	62	4		10	24
				13	12
4140-00-560-7104	62	5		15	2
4140-00-560-7105	62	6	4240-00-006-0022	13	13
4140-00-560-7106	62	7	4240-00-008-1674	61	-
4140-00-560-7107	62	8	4240-00-008-1675	26	7
4140-00-560-7119	62	10	4240-00-008-1676	28	10
4140-00-870-6981	53	19	4240-00-008-7217	8	4
4140-00-967-4697	53	36	4240-00-028-9579	21	-
4140-00-972-8802	53	34	4240-00-028-9580	9	7
4210-00-889-2221	27	10	4240-00-037-4733	9	6
4230-00-720-1618	27	10.2	4240-00-106-7292	22	1
4240-00-001-1515	58	17	4240-00-152-1304	2	1
4240-00-003-5198	4	27	4240-00-152-1305	23	-
4240-00-003-5199	4	19	4240-00-152-1306	3	-

SECTION IV. NATIONAL STOCK NUMBER AND PART NUMBER

NATIONAL STOCK NUMBER	FIG. NO.	ITEM NO.	NATIONAL STOCK NUMBER	FIG. NO.	ITEM NO.
4240-00-152-1543	43	2	4240-00-497-5228	31	22
4240-00-152-1544	11	29	4240-00-497-5235	2	9
				3	15
4240-00-152-1545	43	1			
4240-00-152-1550	11	28	4240-00-497-5246	8	10
4240-00-162-1943	9	8	4240-00-497-5255	2	2
4240-00-172-1805	11	-	4240-00-688-9724	35	32
4240-00-177-7100	42	6	4240-00-688-9725	16	10
4240-00-180-5263	1	1	4240-00-688-9728	3	6
4240-00-211-5938	22	4	4240-00-688-9752	3	4
4240-00-449-4147	27	12	4240-00-688-9758	18	-
4240-00-477-6729	15	-	4240-00-688-9766	10	27
4240-00-477-6733	20	-	4240-00-688-9831	10	26
4240-00-489-5132	10	16	4240-00-688-9950	10	28
4240-00-489-5133	9	13	4240-00-689-0102	3	14
4240-00-489-5134	16	5	4240-00-762-1173	2	6
4240-00-489-5135	10	3	4240-00-762-1175	16	9
4240-00-489-5146	10	17	4240-00-762-1176	41	22
	11	11	4240-00-762-1177	9	-
4240-00-497-5221	23	6	4240-00-777-3431	29	-
4240-00-497-5225	10	4	4240-00-777-3437	14	1
4240-00-497-5226	24	7	4240-00-777-3439	8	-

SECTION IV. NATIONAL STOCK NUMBER AND PART NUMBER

NATIONAL STOCK NUMBER	FIG. NO.	ITEM NO.	NATIONAL STOCK NUMBER	FIG. NO.	ITEM NO.
4240-00-802-5169	36	7	4720-00-004-2247	10	11
4240-00-802-5170	36	6	4720-00-006-6086	10	21
4240-00-831-8027	14	4	4720-00-038-7028	34	25
4240-00-831-8028	2	13			
4240-00-831-8040	1	2	4720-00-057-9790	BULK	
4240-00-831-8155	5	-	4720-00-100-2844	31	18
4240-00-831-8194	2	17	4720-00-116-9305	10	25
4240-00-831-8217	4	6	4720-00-140-9801	10	13
4240-00-877-9874	20	1	4720-00-163-0219	36	5
4240-00-878-1986	23	41	4720-00-163-0220	36	2
			4720-00-169-4789	48	6
4240-01-065-9423	38	35			
			4720-00-169-4811	36	3
4510-00-431-3303	22	10			
			4720-00-169-4812	37	33
4520-00-006-0025	40	15			
			4720-00-269-2189	BULK	
4520-00-024-4888	41	28			
			4720-00-800-7970	BULK	
4520-00-153-4731	24	18			
			4720-00-812-8890	34	30
4710-00-277-5525	BULK				
			4720-00-818-3476	BULK	
4710-00-277-5529	BULK				
			4720-00-922-0010	2	8
4710-00-277-5532	BULK				
			4720-00-937-0846	11	17
4710-00-312-2091	41	36			
			4730-00-011-3176	49	14
4710-00-554-8692	BULK				
			4730-00-011-8537	31	11
4710-00-595-1823	BULK				
			4730-00-080-3244	38	20
4710-00-788-7134	41	13			
4710-00-790-9466	41	15			

SECTION IV. NATIONAL STOCK NUMBER AND PART NUMBER

NATIONAL STOCK NUMBER	FIG. NO.	ITEM NO.	NATIONAL STOCK NUMBER	FIG. NO.	ITEM NO.
4730-00-100-2841	32	44	4730-00-445-0594	32	16
4730-00-100-7238	33	16	4730-00-461-0963	38	20
4730-00-103-5297	48	20	4730-00-639-9730	20	9
4730-00-141-3076	38	30	4730-00-765-9090	49	11
4730-00-162-1946	32	22	4730-00-813-3720	33	18
				34	27
4730-00-189-2737	31	3			
	32	8	4730-00-818-3814	32	35
4730-00-203-7093	33	24	4730-00-821-3037	33	25
	34	28			
4730-00-231-5632	31	15	4730-00-821-9183	32	11
			4730-00-842-3524	20	8
4730-00-237-3529	49	13		45	7
4730-00-254-6424	32	30	4730-00-907-6010	53	11
	33	22			
	34	33	4730-00-908-3193	54	14
				57	1
4730-00-254-6448	32	42			
4730-00-254-6449	32	20	4730-00-908-6292	2	15
				3	17
4730-00-257-2163	34	14		13	9
				36	1
4730-00-264-9156	32	37		37	7
	33	20	4730-00-908-6293	10	15
4730-00-266-0532	31	4		11	9
				33	28
				38	4
				40	5
4730-00-274-8113	41	34			
			4730-00-908-6294	9	9
4730-00-277-7621	31	19		10	2
				36	4
4730-00-278-8764	41	35		59	3
			4730-00-909-8627	10	23
4730-00-289-4221	34	21		13	11
				15	1
4730-00-415-3172	20	10		37	32
				48	5
			4730-00-921-3243	38	21

SECTION IV. NATIONAL STOCK NUMBER AND PART NUMBER

NATIONAL STOCK NUMBER	FIG. NO.	ITEM NO.	NATIONAL STOCK NUMBER	FIG. NO.	ITEM NO.
4730-00-958-8908	33	11	5120-00-970-6423	62	18
4730-00-984-1211	52	14	5140-00-777-3438	16	1
4810-00-004-0727	37	28	5305-00-006-8155	4	20
4810-00-234-0280	41	20	5305-00-008-9787	51	5
4820-00-035-6257	32	12	5305-00-042-6417	50	8
4820-00-079-4560	34	6	5305-00-050-9227	38	23
4820-00-090-8675	32	34	5305-00-059-3659	38	23
4820-00-108-5993	34	18	5305-00-068-0500	44	3
4820-00-171-0532	37	11	5305-00-068-0502	9	4
				23	1
4820-00-542-2370	38	34		24	1
				48	11
4820-00-845-4855	37	13			
4920-00-799-5025	50	18	5305-00-068-0506	38	1
5120-00-051-8641	22	7	5305-00-068-0507	43	5
5120-00-134-4725	22	8	5305-00-071-2234	36	11
5120-00-174-2383	62	11	5305-00-082-6984	28	1
				36	8
				37	20
				38	10
5120-00-174-2386	62	12		48	1
				58	1
5120-00-177-9839	62	17			
5120-00-242-3435	62	15			
5120-00-279-2218	62	13	5305-00-087-0259	11	18
				23	16
5120-00-357-6065	62	16		26	10
				29	3
				35	4
				37	24
5120-00-881-0001	62	14		47	1
				49	15
5120-00-970-6412	22	6		56	2

SECTION IV. NATIONAL STOCK NUMBER AND PART NUMBER

NATIONAL STOCK NUMBER	FIG. NO.	ITEM NO.	NATIONAL STOCK NUMBER	FIG. NO.	ITEM NO.
5305-00-087-0260	9	27	5305-00-403-3188	40	3
	11	18.1			
	26	1			
5305-00-135-3032	41	42	5305-00-404-1458	41	25
5305-00-145-0828	41	31	5305-00-415-2148	9	19
5305-00-181-0877	41	30	5305-00-456-2582	41	7
5305-00-225-3839	38	13	5305-00-543-2752	12	11
5305-00-225-3840	9	1	5305-00-592-9988	41	41
5305-00-225-9081	37	4	5305-00-655-9655	50	32
5305-00-253-5627	9	11	5305-00-685-1634	41	23
5305-00-267-8974	27	3	5305-00-702-0474	26	4
	28	14		58	3
5305-00-269-2802	51	14	5305-00-724-7223	23	23
			5305-00-725-4152	50	26
5305-00-269-2805	50	6	5305-00-725-4166	50	31
	51	1			
5305-00-269-2809	8	2	5305-00-725-4171	50	34
5305-00-269-3209	35	14	5305-00-769-5639	27	15
	44	16			
	48	14			
	46	1			
5305-00-269-3211	46	1	5305-00-782-9495	54	1
	47	3	5305-00-826-3654	41	5
5305-00-269-3213	51	3	5305-00-855-0957	38	28
			5305-00-855-0958	23	40
5305-00-269-3216	52	7		24	3
				38	33
				39	8
5305-00-269-3217	23	4	5305-00-855-0970	21	16
	24	5			
5305-00-271-3482	56	15			

SECTION IV. NATIONAL STOCK NUMBER AND PART NUMBER

NATIONAL STOCK NUMBER	FIG. NO.	ITEM NO.	NATIONAL STOCK NUMBER	FIG. NO.	ITEM NO.		
5305-00-857-5867	11	6	5305-00-983-6730	25	6		
	27	7					
	42	4	5305-00-984-4976	3	8		
	56	8					
	58	14					
5305-00-880-3358	58	4	5305-00-984-4988	20	2		
				21	25		
				25	11		
				29	6		
5305-00-880-9634	8	7	5305-00-984-6191	30	29		
5305-00-889-2997	5	4		57	9		
5305-00-889-2999	7	12	5305-00-984-6193	25	1		
	11	20		5305-00-984-6194	18	4	
5305-00-889-2999	7	3	5305-00-984-6195	19	4		
	21	5					
	23	42					
	30	15					
	35	9					
	39	21					
	5305-00-889-3000	13		4	5305-00-984-6201	18	3
	21	10		19		3	
30	7	29	20				
39	13	30	27				
45	3	57	15				
5305-00-889-3001	35	25	5305-00-984-6211	12	13		
				5305-00-984-7341	49	6	
				4	13		
5305-00-914-3820	6	1	5305-00-984-7342	5	1		
	11	1		6	9		
5305-00-934-0053	9	16	5305-00-984-7352	4	15		
5305-00-958-5249	26	20		42	1		
5305-00-974-3917	41	3	5305-00-984-7363	36	14		
5305-00-978-9397	8	9		5305-00-988-9265	23	26	

SECTION IV. NATIONAL STOCK NUMBER AND PART NUMBER

NATIONAL STOCK NUMBER	FIG. NO.	ITEM NO.	NATIONAL STOCK NUMBER	FIG. NO.	ITEM NO.	
5305-00-989-7434	2	3	5305-00-993-2458	4	28	
	3	1				
	4	1	5305-00-995-3440	29	1	
	7	1				
	8	11	5305-00-995-6311	43	8	
	11	12				
	13	20	5305-01-033-1577	54	6	
	21	1				
	23	12	5306-00-131-7040	59	5	
	24	13				
	27	10.1	5306-00-225-8496	50	1	
	30	1				
	31	9	5306-00-225-8497	9	32	
	34	7				
	35	1	5306-00-225-8498	37	1	
	48	7				
	50	3	5306-00-225-8498	38	41	
	57	4				
	5305-00-989-7435	4	22	5306-00-225-8499	40	12
		10	7			
27		13	5306-00-225-8502	50	21	
31		6				
32		1	5306-00-225-8511	37	5	
34		1				
36		17	5306-00-225-9085	51	8	
38		5				
5305-00-990-6444	37	36	5306-00-225-9087	40	10	
	49	1				
5305-00-993-0190	21	20	5306-00-225-9088	23	35	
				38	14	
5305-00-993-1633	41	21	5306-00-225-9095	44	1	
				40	7	
5305-00-993-1848	30	25	5306-00-853-4515	28	16	
	32	5				
	33	1				
5305-00-993-1849	35	12	5310-00-007-9900	12	7	
	49	3				
5305-00-993-1851	4	34	5310-00-009-3899	44	9	
	4	34				
5305-00-993-1851	34	22	5310-00-014-5850	10	8	
				11	14	
				57	6	

SECTION IV. NATIONAL STOCK NUMBER AND PART NUMBER

NATIONAL STOCK NUMBER	FIG. NO.	ITEM NO.	NATIONAL STOCK NUMBER	FIG. NO.	ITEM NO.
5310-00-045-3296	9	28	5310-00-081-8087	21	11
	27	17		30	18
	49	4		39	11
	56	12		45	1
	57	5			
5310-00-045-3299	12	12	5310-00-087-4652	8	5
	25	3		23	5
	57	17		24	6
				46	3
				47	4
5310-00-045-4007	13	5		51	4
	21	26			
	25	13	5310-00-087-7493	8	6
	29	7		9	21
5310-00-056-3395	58	9		35	16
	54	8	5310-00-088-0551	3	9
5310-00-061-7325	26	5		5	6
				7	4
				21	6
				25	7
5310-00-061-7326	8	12			
	13	18			
5310-00-068-5285	51	7	5310-00-088-0553	23	36
	52	6		40	8
5310-00-080-6004	8	3	5310-00-088-1251	6	2
	46	2		9	5
	47	5		11	2
	48	15		26	21
	50	7		36	12
	51	2	5310-00-167-0671	50	22
			5310-00-167-0721	40	6
5310-00-081-4219	9	22		50	2
	11	3		51	9
	23	37		52	2
	28	18			
	37	3			
	38	40	5310-00-167-0820	12	8
	40	9			
	44	2	5310-00-176-6801	41	2
	58	6			
	59	6	5310-00-191-5670	51	17
			5310-00-193-7577	11	22

SECTION IV. NATIONAL STOCK NUMBER AND PART NUMBER

NATIONAL STOCK NUMBER	FIG. NO.	ITEM NO.	NATIONAL STOCK NUMBER	FIG. NO.	ITEM NO.
5310-00-194-1483	4	10	5310-00-606-8281	41	17
	20	7			
5310-00-225-6408	50	27	5310-00-623-5987	46	8
					47
5310-00-225-6993	50	9	5310-00-623-5988	47	11
				58	20
5310-00-267-9657	26	11			
5310-00-333-7341	41	9	5310-00-623-5989	56	6
			5310-00-625-5756	6	6.1
5310-00-407-9566	9	33	5310-00-637-9541	44	17
				54	7
5310-00-429-7997	37	19			
	59	7	5310-00-680-6275	56	7
5310-00-470-1556	37	15.1	5310-00-761-6882	23	27
5310-00-559-0070	58	5	5310-00-763-8920	23	24
			30	30	4
5310-00-576-5752	57	10	5310-00-809-4058	9	3
				11	4
5310-00-579-0079	2	5	5310-00-809-4058	13	2
				3	2
5310-00-582-5965	3	3	5310-00-809-4058	23	2
				4	2
5310-00-584-5272	23	13	5310-00-809-4058	24	2
				26	6
5310-00-595-7237	24	15	5310-00-809-4058	27	5
				27	3
5310-00-596-7691	34	8	5310-00-809-4058	28	3
				36	9
5310-00-5998	20	3	5310-00-809-4058	37	21
				39	2
5310-00-5998	41	19	5310-00-809-4058	38	2
				40	2
5310-00-5998	9	2	5310-00-809-4058	43	4
				38	3
5310-00-5998	48	12	5310-00-809-4058	44	4
				48	3
5310-00-5998	54	3	5310-00-809-4058	48	3
				54	2
5310-00-5998	35	15	5310-00-809-4058	58	2
				51	11
5310-00-5998	51	10	5310-00-809-4058	4	11
				52	15
5310-00-5998	52	8	5310-00-809-4058	37	15
				54	10
5310-00-5998	49	7	5310-00-809-4058	50	10
				54	2

SECTION IV. NATIONAL STOCK NUMBER AND PART NUMBER

NATIONAL STOCK NUMBER	FIG. NO.	ITEM NO.	NATIONAL STOCK NUMBER	FIG. NO.	ITEM NO.	
5310-00-809-8544	18	2	5310-00-834-8732	51	6	
	19	2				
	25	2	5310-00-850-7004	44	13	
	29	21				
	30	31				
5310-00-809-8546	4	17	5310-00-857-4945	23	17	
	8	13		24	16	
	9	29		27	8	
	11	7		31	7	
	13	21		32	2	
	21	2		33	2	
	23	18		34	2	
	24	14		35	2	
	26	2		37	39	
	27	9		38	8	
	29	2		48	8	
	30	2	49	16		
	31	8	57	12		
	32	3	5310-00-857-5558	23	43	
	33	3		30	13	
	34	3		35	10	
	35	3		39	19	
	36	18		5310-00-857-5560	35	26
	37	25	5310-00-877-5796		4	29
	38	6				
	42	5				
	43	9	5310-00-877-5797		4	16
	47	2			10	6
	49	9			11	13
	56	3		30	20	
	58	15		36	15	
	5310-00-811-3494	18		1	5310-00-880-7744	37
		19	1	58		8
		29	23	59		6
	5310-00-818-7663	46	10	5310-00-889-2528	4	31
	5310-00-820-6653	23	25	5310-00-902-6676	37	37
	5310-00-823-8803	44	14	5310-00-933-8120	38	24
	5310-00-823-8804	6	3	5310-00-934-9739	11	21
7		2	5310-00-934-9747	39	16	
9		12				
50		4				

SECTION IV. NATIONAL STOCK NUMBER AND PART NUMBER

NATIONAL STOCK NUMBER	FIG. NO.	ITEM NO.	NATIONAL STOCK NUMBER	FIG. NO.	ITEM NO.		
5310-00-934-9751	2	4	5310-00-984-3806	6	6		
	3	2		9	20		
	4	2		28	17		
	56	11		37	2		
5310-00-934-9757	57	16	5315-00-145-4458	38	39		
				51	25		
				54	11		
				5315-00-264-3099	54	11	
5310-00-934-9758	27	16	5315-00-298-1481	44	12		
5310-00-941-6019	12	14	5315-00-616-5513	12	18		
5310-00-950-0039	8	1	5315-00-936-6246	50	20		
5310-00-951-4679	3	10	5320-00-062-0099	27	1		
	5	5		23	44		
	7	5		25	8		
	21	7		30	16		
	23	44		35	11		
	25	8		39	20		
	30	16		5320-00-117-6828	14	5	
	35	11			16	3	
	39	20			23	31	
	5310-00-951-7209	50			29	46	12
5310-00-959-7600	27	4	5320-00-117-6850	47	15		
	28	2		47	16		
	38	3		9	38		
	40	1		16	2		
	43	3		11	26		
	48	2		5320-00-242-1588	23	20	
	5310-00-982-4908	28			6	21	38
	5310-00-983-8483	8			17	46	11
13		6	47		9		
21		12	5320-00-246-0993	21	38		
23		10		46	11		
24		11		47	9		
25		12		5320-00-469-4137	47	7	
29		8	47		7		
30		9					
35		27					
39		12					
45	2						

SECTION IV. NATIONAL STOCK NUMBER AND PART NUMBER

NATIONAL STOCK NUMBER	FIG. NO.	ITEM NO.	NATIONAL STOCK NUMBER	FIG. NO.	ITEM NO.
5320-00-582-3496	9	26	5325-00-276-6100	45	5
5320-00-582-3521	56	17	5325-00-281-1557	45	8
5320-00-754-0822	14	2	5325-00-582-3601	12	19
5320-00-754-0992	46	5	5325-00-807-0580	35	24
	47	13		56	16
5320-00-801-1548	41	44	5325-00-929-0054	31	5
5320-00-850-3241	9	35	5325-00-932-1970	32	14
5320-00-865-8994	8	16	5325-00-970-2417	32	27
	23	9			
	24	10	5330-00-001-9730	48	16
5320-00-899-0981	29	4	5330-00-001-9731	51	16
5320-00-903-2841	46	7	5330-00-093-6615	53	12
	47	10			
			5330-00-100-6771	55	19
5320-00-957-1395	47	12			
	56	5	5330-00-160-9778	44	18
	58	19			
			5330-00-729-5103	BULK	
5325-00-056-2523	9	36			
	11	27	5330-00-763-9322	31	24
	36	16			
	46	6	5330-00-943-5537	38	27
5325-00-174-9008	13	24	5330-00-972-8806	53	33
5325-00-231-6586	1	3	5330-00-020-4042	41	33
5325-00-249-6341	44	20	5340-00-008-5795	18	9
				19	8
				31	21
5325-00-249-6352	60	5		10	5
5325-00-276-6082	34	11	5340-00-009-0509	8	20
			5340-00-052-2242	10	18
			5340-00-061-0503	11	15

SECTION IV. NATIONAL STOCK NUMBER AND PART NUMBER

NATIONAL STOCK NUMBER	FIG. NO.	ITEM NO.	NATIONAL STOCK NUMBER	FIG. NO.	ITEM NO.
5340-00-061-0540	50	30	5340-00-804-2252	32	7
				33	7
5340-00-078-3615	19	6		35	7
	48	9	5340-00-898-2083	30	22
5340-00-115-6851	23	8			
	24	9	5340-00-901-1320	18	7
				19	7
5340-00-144-6653	32	24		31	10
	33	5		34	4
				35	8
5340-00-152-0108	8	14	5340-00-905-9805	32	6
5340-00-194-6519	9	39		34	20
5340-00-205-5174	16	4	5340-00-916-4500	38	25
				49	8
5340-00-409-6937	2	10			
	3	16	5340-00-929-3506	18	8
	15	3		35	5
	37	9		38	7
5340-00-469-8415	54	12	5340-00-943-6047	13	19
5340-00-664-2370	32	17	5340-00-997-2964	11	18.2
				18	6
				35	38
5340-00-680-4375	9	25	5340-01-011-7158	8	19
	14	3			
	23	21	5355-00-935-3827	6	5
	56	18			
			5365-00-019-9447	54	9
5340-00-682-1617	33	8			
			5365-00-038-1520	50	17
5340-00-726-9323	32	32			
	33	6	5365-00-046-5704	50	15
	30	21	5365-00-092-6470	53	35
5340-00-776-1100	34	21			
	35	6	5365-00-252-6843	51	23
			5365-00-252-6844	51	21
			5365-00-560-7090	53	17

SECTION IV. NATIONAL STOCK NUMBER AND PART NUMBER

NATIONAL STOCK NUMBER	FIG. NO.	ITEM NO.	NATIONAL STOCK NUMBER	FIG. NO.	ITEM NO.
5365-00-802-6312	52	16	5930-00-069-2390	21	32
5365-00-804-9740	51	18	5930-00-182-7340	34	10
5365-00-870-6979	53	10	5930-00-296-9787	21	35
5640-00-914-6031	BULK		5930-00-322-9441	41	24
5640-01-025-8058	BULK				
5640-01-025-8061	BULK		5930-00-345-5455	41	6
5640-01-026-5387	BULK				
			5930-00-501-1749	29	17
5905-00-104-8343	30	39		39	15
5905-00-107-4679	57	13	5930-00-615-6731	5	14
				21	33
5905-00-114-5456	30	37			
			5930-00-617-9718	21	34
5905-00-610-3290	41	14			
			5930-00-728-4328	5	13
5910-00-843-0354	30	40		21	27
5915-00-001-2936	35	13	5930-00-984-9970	29	16
5915-00-098-8844	56	13	5930-00-984-9971	29	15
			5930-01-031-6370	5	15
5920-00-007-9276	29	24	5935-00-090-7050	25	19
5920-00-687-1896	29	22	5935-00-137-4669	7	19
			5935-00-137-4670	21	9
5925-00-008-2452	21	13	5935-00-137-4671	5	8
				23	45
5925-00-009-6341	29	11			
			5935-00-137-4879	3	11
5925-00-088-2498	25	14		21	19
5925-00-163-6547	13	8	5935-00-152-9922	37	30
5925-00-192-5792	29	12	5935-00-166-3528	57	2
5925-00-758-4624	29	10	5935-00-166-3532	35	36
5925-00-871-6497	29	14	5935-00-172-8040	35	33

SECTION IV. NATIONAL STOCK NUMBER AND PART NUMBER

NATIONAL STOCK NUMBER	FIG. NO.	ITEM NO.	NATIONAL STOCK NUMBER	FIG. NO.	ITEM NO.
5935-00-186-1524	44	10	5935-00-801-6615	39	22
	59	1			
5935-00-221-8620	7	7	5935-00-801-6621	7	6
		21	5935-00-807-8920	21	15
		25		7	20
5935-00-235-9109	22	9	5935-00-812-6799	25	10
5935-00-270-1221	39	2	5935-00-818-7448	21	18
5935-00-274-0120	35	2	5935-00-853-0959	30	17
5935-00-295-6403	27	37	5935-00-853-1915	30	18
5935-00-415-3885	13	6	5935-00-879-1831	30	23
5935-00-481-7891	54	23	5935-00-989-0884	11	23
		15	5940-00-009-8753	7	17
5935-00-491-7072	35	34	5940-00-060-8054	30	36
				7	14
5935-00-542-8638	12	1	5940-00-060-8057	30	38
				7	15
5935-00-603-0036	3	12	5940-00-060-8063	7	35
5935-00-615-3911	21	8	5940-00-060-8063	7	16
				30	33
5935-00-660-3720	19	9	5940-00-060-8064	7	13
5935-00-660-4411	13	22	5940-00-113-8179	30	34
5935-00-682-0568	5	7	5940-00-113-8191	30	45
5935-00-686-9540	30	51	5940-00-143-4774	35	21
5935-00-726-3440	30	19	5940-00-143-4775	30	43
5935-00-727-1970	30	24	5940-00-143-4780	30	42
5935-00-763-8699	30	14	5940-00-143-4780	12	5
				39	3
5935-00-800-2824	7	18			

SECTION IV. NATIONAL STOCK NUMBER AND PART NUMBER

NATIONAL STOCK NUMBER	FIG. NO.	ITEM NO.	NATIONAL STOCK NUMBER	FIG. NO.	ITEM NO.
5940-00-143-4793	39	4	5975-00-141-0453	25	16
5940-00-143-4794	30	44	5977-00-099-6866	55	36
5940-00-204-8990	25	17	5977-00-422-1283	55	35
	30	41			
5940-00-233-8898	22	3	6105-00-404-0552	44	19
			6105-00-781-1084	12	17
5940-00-283-5280	5	12			
	21	37	6110-00-003-5200	57	3
	30	46			
5940-00-542-7311	41	11	6110-00-171-2214	7	
			6110-00-172-1801	25	4
5940-00-549-6581	35	22			
			6115-00-040-7416	54	16
5940-00-823-1662	35	23			
			6115-00-095-3883	55	26
5940-00-840-0139	12	3			
			6115-00-940-0175	30	32
5945-00-006-2992	21	24			
			6130-00-095-3388	57	8
5945-00-007-7263	21	22			
			6140-00-059-3528	27	11
5945-00-172-2894	30	12			
			6145-00-162-5848	BULK	
5945-00-172-9119	30	28			
			6145-00-538-8219	BULK	
5945-00-192-3152	30	6			
			6145-00-578-6605	BULK	
5945-00-686-6877	30	26			
			6145-00-578-7518	BULK	
5945-00-986-8988	30	5			
			6145-00-578-7521	BULK	
5950-00-173-9769	57	14			
			6150-01-067-7197	56	19
5970-00-008-3295	BULK				
			6210-00-553-1076	7	8
5970-00-177-1547	BULK				
5970-00-954-1622	BULK				
5970-01-023-8660	BULK				

SECTION IV. NATIONAL STOCK NUMBER AND PART NUMBER

NATIONAL STOCK NUMBER	FIG. NO.	ITEM NO.	NATIONAL STOCK NUMBER	FIG. NO.	ITEM NO.
6210-00-635-4700	21	28	6680-00-907-6009	53	43
6210-00-826-3994	29	18	6685-00-004-1033	20	12
6210-00-900-6744	21	31	6685-00-203-4468	20	11
6210-00-926-6905	21	30	7240-00-826-4099	17	6
6210-00-939-7609	5	9	8105-00-427-2667	17	2
6210-00-950-6858	5	11	8135-00-239-5293	38	37
	7	21			
6230-00-498-9408	16	8	8135-00-283-0668	38	36
			8340-00-823-7451	22	9
6230-00-688-9756	19	-	8430-00-172-3762	17	1
6240-00-155-7836	5	10	9150-00-009-0217	17	3
	7	9			
	21	29	9320-00-092-5019	BULK	
6240-00-223-9100	29	19	9320-00-092-5062	BULK	
6240-00-246-5052	18	11	9320-00-574-5745	BULK	
	19	11	9320-00-781-1908	BULK	
6350-00-504-2020	21	21	9505-00-221-2650	BULK	
6625-00-054-2038	29	28			
6625-00-066-1278	29	27			
6635-00-921-6255	17	4			
6645-00-456-7653	29	25			
6680-00-033-6338	32	15			
6680-00-221-1037	39	18			
6680-00-234-2111	38	26			

SECTION IV. NATIONAL STOCK NUMBER AND PART NUMBER INDEX

PART NUMBER	FSCM	FIG. NO.	ITEM NO.	PART NUMBER	FSCM	FIG. NO.	ITEM NO.
AA24793	28813	57	8	B5-19-4860	81361	51	5
ADK084S	70255	32	18	B5-19-4938	81361	50	28
AD42BS	61957	29	4	B5-19-4946	81361	58	13
ASTMB280-80	81346	BULK		B5-19-4957	81361	4	12
AN960-516	88044	12	8	B5-19-4962-1	81361	19	5
A171DA35	30760	37	15.1	B5-19-4962-2	81361	18	5
A24044A	28813	55	35	B5-19-4963-10	81361	37	31
A24306D	28813	57	14	B5-19-4977	81361	32	47
A3431	41947	34	12	B5-19-4998	81361	6	10
A5-19-1511	81361	BULK		B5-19-5005	81361	4	21
BN4-294	30327	4	9	B5-19-5010	81361	4	24
BSP4-407-18	13214	22	16	B5-19-5022	81361	34	5
		3	18				
		10	24	B5-19-5038	81361	1	5
		13	12				
		15	2	B5-19-5055-1	81361	13	7
B24319	28813	57	11	B5-19-5055-2	81361	21	14
B5-19-4810	81361	38	19	B5-19-5057	81361	32	4
B5-19-4829	81361	49	2	B5-19-5067	81361	34	23
B5-19-4835	81361	4	14	B5-19-5072-1	81361	37	12
B5-19-4838	81361	49	5	B5-19-5072-2	81361	40	14
B5-19-4845	81361	52	11				
B5-19-4853	81361	52	5				

SECTION IV. NATIONAL STOCK NUMBER AND PART NUMBER INDEX

PART NUMBER	FSCM	FIG. NO.	ITEM NO.	PART NUMBER	FSCM	FIG. NO.	ITEM NO.
B5-19-5074	81361	37	26	B5-19-5243	81361	9	13
B5-19-5102	81361	32	46	B5-19-5245	81361	61	25
B5-19-5113	81361	33	13	B5-19-6526	81361	16	5
B5-19-5117	81361	32	33	B5-19-6544-1	81361	28	7
B5-19-5118	81361	32	9	B5-19-6544-2	81361	28	12
B5-19-5119	81361	33	17	B5-19-6544-3	81361	28	11
B5-19-5120	81361	34	16	B5-19-6544-4	81361	28	5
B5-19-5121	81361	34	17	B5-19-6557	81361	25	5
B5-19-5123	81361	34	29	B5-19-6558	81361	25	15
B5-19-5124	81361	34	24	B5-19-6571	81361	31	20
B5-19-5128	81361	33	14	B5-19-6577	81361	23	28
B5-19-5130	81361	29	26	B5-19-6578	81361	23	29
B5-19-5134	81361	31	1	B5-19-6581	81361	39	10
B5-19-5134-1	81361	31	2	B5-19-6776	81361	29	13
B5-19-5136	81361	32	13	B5-19-6777	81361	29	9
B5-19-5138	81361	51	15	B5-19-6796	81361	31	13
B5-19-5141	81361	33	26	B5-19-6797	81361	31	16
B5-19-5149	81361	32	25	B5-19-6798	81361	31	12
B5-19-5170	81361	27	18	B5-45-3225	81361	38	27
B5-19-5242	81361	9	14	B618	65814	62	14

SECTION IV. NATIONAL STOCK NUMBER AND PART NUMBER INDEX

PART NUMBER	FSCM	FIG. NO.	ITEM NO.	PART NUMBER	FSCM	FIG. NO.	ITEM NO.
CDC38-30003	77342	30	12	C5-19-4793	81361	11	8
CLOSB	99862	28	16	C5-19-4794	81361	7	10
CL3HK2T	99862	6	5	C5-19-4794-2	81361	7	11
CL6ABPK5	99862	23	8	C5-19-4799	81361	23	15
		24	9			24	20
CL6ABPL2	99862	8	19	C5-19-4818	81361	45	4
C10670-5618-1	78553	41	2	C5-19-4822	81361	4	7
C31002	81640	21	35	C5-19-4824	81361	9	34
C5-19-1226	81361	36	7	C5-19-4831	81361	5	2
C5-19-4779-1	81361	48	6	C5-19-4831-2	81361	5	3
C5-19-4779-2	81361	36	5	C5-19-4847-1	81361	4	35
C5-19-4779-3	81361	36	3	C5-19-4847-2	81361	4	23
C5-19-4779-4	81361	37	33	C5-19-4849	81361	34	9
C5-19-4779-5	81361	36	2	C5-19-4855	81361	13	15
C5-19-4779-6	81361	10	25	C5-19-4877-1	81361	30	6
C5-19-4780-10	81361	9	18	C5-19-4877-2	81361	21	22
C5-19-4780-20	81361	9	17	C5-19-4885	81361	21	3
C5-19-4781	81361	9	23	C5-19-4885-2	81361	21	4
C5-19-4786-10	81361	9	30	C5-19-4887	81361	56	9
C5-19-4786-20	81361	9	31	C5-19-4903-1	81361	30	4
C5-19-4790	81361	11	5	C5-19-4903-2	81361	30	3

SECTION IV. NATIONAL STOCK NUMBER AND PART NUMBER INDEX

PART NUMBER	FSCM	FIG. NO.	ITEM NO.	PART NUMBER	FSCM	FIG. NO.	ITEM NO.
C5-19-4905	81361	52	10	C5-19-4973	81361	37	35
C5-19-4908	81361	50	33	C5-19-4981	81361	48	4
C5-19-4914	81361	32	12	C5-19-4993	81361	33	30
C5-19-4915	81361	32	34	C5-19-4995	81361	26	8
C5-19-4940	81361	10	16	C5-19-4995-2	81361	26	9
C5-19-4940 W/O HARDWARE	81361	10	19	C5-19-5006-10	81361	58	21
C5-19-4942	81361	38	15	C5-19-5006-20	81361	58	18
C5-19-4944	81361	10	3	C5-19-5011-1	81361	45	9
C5-19-4944	81361	10	9	C5-19-5011-2	81361	45	10
C5-19-4944 W/O HARDWARE	81361	10	9	C5-19-5012	81361	38	18
C5-19-4945	81361	37	10	C5-19-5014	81361	38	9
C5-19-4949	81361	37	38	C5-19-5034	81361	1	6
C5-19-4952	81361	4	32	C5-19-5036	81361	60	1
C5-19-4952-3	81361	23	33	C5-19-5036-1	81361	60	2
		4	33	C5-19-5036-2	81361	60	3
		23	34	C5-19-5037	81361	13	16
C5-19-4964	81361	13	14	C5-19-5043	81361	44	7
C5-19-4968	81361	10	20	C5-19-5050	81361	4	4
W/O HARDWARE		11	16	C5-19-5054	81361	1	4
C5-19-4968-100	81361	10	17	C5-19-5061	81361	59	-
		11	11				
C5-19-4972	81361	10	10				
W/O HARDWARE							
C5-19-4972-100	81361	10	4				

SECTION IV. NATIONAL STOCK NUMBER AND PART NUMBER INDEX

PART NUMBER	FSCM	FIG. NO.	ITEM NO.	PART NUMBER	FSCM	FIG. NO.	ITEM NO.
C5-19-5061-1	81361	59	2	C5-19-5105	81361	33	4
C5-19-5062-1	81361	24	8	C5-19-5107	81361	4	36
C5-19-5062-10	81361	24	7	C5-19-5109	81361	58	7
C5-19-5062-2	81361	23	7	C5-19-5116	81361	38	11
C5-19-5062-20	81361	23	6	C5-19-5131	81361	18	10
						19	10
C5-19-5076	81361	37	27	C5-19-5147	81361	54	13
C5-19-5081	81361	20	1	C5-19-5163	81361	37	16
C5-19-5084	81361	44	6	C5-19-5164	81361	37	17
C5-19-5088	81361	31	22	C5-19-5168-1	81361	37	23
C5-19-5089	81361	35	32	C5-19-5168-2	81361	37	22
C5-19-5090	81361	16	10	C5-19-5171	81361	37	40
C5-19-5096	81361	35	29	C5-19-5175	81361	26	22
C5-19-5097-10	81361	35	19	C5-19-5187	81361	2	14
C5-19-5097-20	81361	35	20	C5-19-5189	81361	37	13
C5-19-5097-30	81361	35	17	C5-19-5191	81361	37	11
C5-19-5097-40	81361	35	18	C5-19-5207	81361	2	9
						3	15
C5-19-5098	81361	10	22	C5-19-5209-10	81361	43	2
C5-19-5104-1	81361	10	21	C5-19-5209-20	81361	11	29
C5-19-5104-2	81361	11	17				

SECTION IV. NATIONAL STOCK NUMBER AND PART NUMBER INDEX

PART NUMBER	FSCM	FIG. NO.	ITEM NO.	PART NUMBER	FSCM	FIG. NO.	ITEM NO.
C5-19-5229	81361	13	10	C5-19-6585	81361	27	2
C5-19-5232	81361	9	15	C5-19-6781	81361	38	29
C5-19-5233	81361	61	7	C5-19-6783	81361	39	14
C5-19-5256	81361	8	8	C5-19-6785	81361	39	1
C5-19-5258	81361	8	10	C5-19-6785-4	81361	39	5
C5-19-5263	81361	4	18	C5-19-6785-5	81361	39	6
C5-19-6521	81361	54	4	C5-19-6785-6	81361	39	7
C5-19-6527	81361	57	-	C5-19-6786	81361	45	12
C5-19-6528	81361	21	23	C500	77948	61	20
C5-19-6529	81361	38	32	C845-1-4-20	25472	62	18
C5-19-6534	81361	48	18	C845-10-32	03481	62	17
C5-19-6537	81361	37	8	C8682330	21450	40	11
C5-19-6548	81361	11	10	D5-19-1221	81361	36	6
C5-19-6551	81361	2	2	D5-19-4791	81361	58	16
C5-19-6556	81361	25	18	D5-19-4803	81361	23	14
						24	19
C5-19-6562	81361	22	3	D5-19-4804	81361	24	4
C5-19-6576	81361	23	39	D5-19-4804-17	81361	24	12
C5-19-6582	81361	39	23	D5-19-4807	81361	7	-
C5-19-6583	81361	23	41	D5-19-4807-21	81361	7	23
C5-19-6584	81361	35	31	D5-19-4807-28	81361	7	24

SECTION IV. NATIONAL STOCK NUMBER AND PART NUMBER INDEX

PART NUMBER	FSCM	FIG. NO.	ITEM NO.	PART NUMBER	FSCM	FIG. NO.	ITEM NO.
D5-19-4812	81361	33	29	D5-19-4911	81361	51	12
D5-19-4820	81361	30	28				
D5-19-4832	81361	34	10	D5-19-4932	81361	27	12
D5-19-4833	81361	30	5	D5-19-4933	81361	23	3
				D5-19-4933-20	81361	23	11
D5-19-4841	81361	5	-	D5-19-4935	81361	20	-
D5-19-4841-14	81361	5	17	D5-19-4935-7	81361	20	5
D5-19-4841-22	81361	5	18				
D5-19-4850	81361	58	10	D5-19-4937	81361	52	3
D5-19-4854	81361	50	5	D5-19-4939-10	81361	38	14
D5-19-4875	81361	2	6	D5-19-4939-20	81361	38	12
D5-19-4876-1	81361	2	7	D5-19-4950	81361	56	14
D5-19-4879	81361	12	6	D5-19-4953	81361	26	14
D5-19-4881	81361	3	6	D5-19-4953-2	81361	26	15
D5-19-4882	81361	3	4				
D5-19-4883	81361	3	7	D5-19-4965	81361	20	4
D5-19-4884	81361	3	5	D5-19-4966	81361	20	13
D5-19-4889	81361	59	4	D5-19-4971	81361	37	6
D5-19-4890	81361	44	11	D5-19-4976	81361	37	34
D5-19-4904	81361	50	23	D5-19-4985	81361	7	22
D5-19-4907	81361	50	11	D5-19-4989	81361	21	39
D5-19-4909	81361	52	15	D5-19-4990	81361	29	5
D5-19-4910	81361	51	11	D5-19-4997	81361	5	16

SECTION IV. NATIONAL STOCK NUMBER AND PART NUMBER INDEX

PART NUMBER	FSCM	FIG. NO.	ITEM NO.	PART NUMBER	FSCM	FIG. NO.	ITEM NO.
D5-19-5001	81361	44	5	D5-19-5091	81361	19	-
D5-19-5007	81361	56	10	D5-19-5092	81361	35	35
D5-19-5020	81361	4	8	D5-19-5093	81361	35	30
D5-19-5020-1	81361	4	37	D5-19-5095	81361	18	-
D5-19-5023	81361	23	19	D5-19-5106	81361	12	-
D5-19-5027	81361	23	30	D5-19-5106-1	81361	12	2
D5-19-5028-1	81361	10	11	D5-19-5106-5	81361	12	4
D5-19-5028-2	81361	10	13	D5-19-5111	81361	56	13
D5-19-5031-10	81361	43	6	D5-19-5133	81361	13	17
D5-19-5031-4	81361	43	7	D5-19-5137	81361	26	12
D5-19-5033	81361	13	3	D5-19-5137-4	81361	26	13
D5-19-5048	81361	26	16	D5-19-5157	81361	6	7
D5-19-5048-2	81361	26	17	D5-19-5158-10	81361	10	27
D5-19-5049	81361	26	18	D5-19-5158-20	81361	10	26
D5-19-5049-2	81361	26	19	D5-19-5158-30	81361	10	28
D5-19-5056	81361	10	14	D5-19-5162	81361	27	14
D5-19-5060-100	81361	10	1	D5-19-5169-1	81361	46	13
				D5-19-5169-2	81361	47	17
D5-19-5060-101	81361	10	12	D5-19-5172	81361	37	28
D5-19-5064	81361	40	15	D5-19-5212	81361	3	14

SECTION IV. NATIONAL STOCK NUMBER AND PART NUMBER INDEX

PART NUMBER	FSCM	FIG. NO.	ITEM NO.	PART NUMBER	FSCM	FIG. NO.	ITEM NO.
D5-19-5241	81361	9	10	D5-19-6535	81361	40	13
D5-19-5244-1	81361	13	13	D5-19-6545	81361	16	9
D5-19-5344-2	81361	15	4	D5-19-6550	81361	38	17
D5-19-5252	81361	61	-	D5-19-6555	81361	25	4
D5-19-5252-11	81361	61	15	D5-19-6580	81361	23	38
D5-19-5252-12	81361	61	14	D5-19-6588	81361	41	22
D5-19-5252-13	81361	61	13	D5-19-6782	81361	39	9
D5-19-5252-14	81361	61	12	D5-19-6790	81361	48	13
D5-19-5252-15	81361	61	11	D5-19-6795	81361	48	17
D5-19-5252-16	81361	61	10	D5-19-6814	81361	56	19
D5-19-5252-17	81361	61	9	D5-19-6815	81361	38	35
D5-19-5252-18	81361	61	8	D5-51-269	81361	27	10.2
D5-19-5252-20	81361	61	6	EC1357	94959	61	24
D5-19-5252-22	81361	61	4	E5-19-4777	81361	61	9
D5-19-5252-23	81361	61	3	E5-19-4787	81361	11	25
D5-19-6522	81361	54	5	E5-19-4792	81361	11	19
D5-19-6524	81361	26	3	E5-19-4796	81361	29	-
D5-19-6525	81361	16	-	E5-19-4796-13	81361	29	29
D5-19-6525-16	81361	16	7	E5-19-4796-16	81361	30	47
D5-19-6525-17	81361	16	6	E5-19-4830-1	81361	54	16
				E5-19-4864	81361	43	10
				E5-19-4870	81361	36	13

SECTION IV. NATIONAL STOCK NUMBER AND PART NUMBER INDEX

PART NUMBER	FSCM	FIG. NO.	ITEM NO.	PART NUMBER	FSCM	FIG. NO.	ITEM NO.
E5-19-4871	81361	36	19	E5-19-5000-10	81361	33	15
E5-19-4873-46	81361	52	4	E5-19-5000-11	81361	32	43
				E5-19-5000-12	81361	33	19
E5-19-4880	81361	38	43	E5-19-5000-13	81361	33	10
E5-19-4880-13	81361	38	22	E5-19-5000-14	81361	32	41
E5-19-4891	81361	53	-	E5-19-5000-15	81361	34	15
E5-19-4916	81361	50	25	E5-19-5000-16	81361	34	13
E5-19-4917	81361	36	10	E5-19-5000-17	81361	32	28
E5-19-4920	81361	58	22	E5-19-5000-18	81361	32	10
E5-19-4921	81361	30	50				
E5-19-4922	81361	6	8	E5-19-5000-19	81361	32	36
E5-19-4936	81361	6	-	E5-19-5000-2	81361	32	21
E5-19-4970	81361	47	6	E5-19-5000-20	81361	42	2
E5-19-4979	81361	46	4	E5-19-5000-24	81361	42	3
E5-19-4979-22	81361	46	14	E5-19-5000-272	81361	45	6
E5-19-4980	81361	4	27				
				E5-19-5000-3	81361	32	23
E5-19-4992	81361	21	40				
				E5-19-5000-307	81361	32	38
E5-19-4996	81361	4	19			33	9
						BULK	
E5-19-4996-15	81361	4	26				
				E5-19-5000-309	81361	34	31
E5-19-5000	81361	23	-			BULK	
E5-19-5000-1	81361	32	19	E5-19-5000-310	81361	33	12
						BULK	

SECTION IV. NATIONAL STOCK NUMBER AND PART NUMBER INDEX

PART NUMBER	FSCM	FIG. NO.	ITEM NO.	PART NUMBER	FSCM	FIG. NO.	ITEM NO.
E5-19-5000-346	81361	34	26	E5-19-5080	81361	16	1
E5-19-5000-347	81361	34	34				
E5-19-5000-4	81361	32	29	E5-19-5094	81361	35	28
E5-19-5000-5	81361	33	23	E5-19-5132	81361	8	-
E5-19-5000-6	81361	33	21	E5-19-5154	81361	14	4
E5-19-5000-7	81361	34	32	E5-19-5178	81361	2	1
E5-19-5000-8	81361	32	39	E5-19-5178-19	81361	2	12
E5-19-5000-9	81361	32	45	E5-19-5178-21	81361	2	11
E5-19-5004	81361	58	-	E5-19-5185	81361	2	13
E5-19-5004-12	81361	58	12	E5-19-5205-10	81361	28	9
				E5-19-5205-100	81361	9	8
E5-19-5008	81361	21	-				
E5-19-5008-39	81361	21	36	E5-19-5205-20	81361	28	10
E5-19-5008-53	81361	21	36.1	E5-19-5205-30	81361	28	13
E5-19-5009	81361	11	-				
				E5-19-5205-40	81361	9	7
E5-19-5017	81361	42	7				
				E5-19-5205-50	81361	28	8
E5-19-5019	81361	60	-				
				E5-19-5205-60	81361	28	4
E5-19-5051	81361	56	4				
				E5-19-5205-70	81361	8	4
E5-19-5052	81361	26	7				
				E5-19-5205-80	81361	28	15
				E5-19-5205-90	81361	9	6
E5-19-5063	81361	14	1				

SECTION IV. NATIONAL STOCK NUMBER AND PART NUMBER INDEX

PART NUMBER	FSCM	FIG. NO.	ITEM NO.	PART NUMBER	FSCM	FIG. NO.	ITEM NO.
E5-19-5211-10	81361	43	1	GGGS278	81348	61	21
E5-19-5211-20	81361	11	28	G486332	78385	41	24
E5-19-5228	81361	15	-	G488952	78385	41	10
E5-19-5231	81361	1	2	G489068	78385	41	14
E5-19-5234	81361	2	8	G700104	78385	41	37
E5-19-5246	81361	2	17	G700117	78385	41	16
E5-19-5249	81361	4	6	G700142	78385	41	13
E5-19-5250	81361	3	-	G700143	78385	41	15
E5-19-5250-14	81361	3	13				
E5-19-5250-15	81361	3	19	G700542	78385	41	43
E5-19-5255	81361	8	15				
E5-19-5255-18	81361	8	18	G704023W/ EXHAUST EXTENSION	78385	41	41
E5-19-5259	81361	4	5				
E5-19-5264	81361	13	-	G704025	78385	41	6
E5-19-5264-9	81361	13	1	G704055	78385	41	46
E5-19-6564	81361	22	1	G704067	78385	41	28
E5-19-6567	81361	1	1	G704074	78385	41	27
F64100	28193	34	18	G704076	78385	41	20
				G704995	78385	41	38
GGGP831	81348	62	15	G704998	78385	41	1
GGGR00395	81348	62	16	G705043	78385	41	29

SECTION IV. NATIONAL STOCK NUMBER AND PART NUMBER INDEX

PART NUMBER	FSCM	FIG. NO.	ITEM NO.	PART NUMBER	FSCM	FIG. NO.	ITEM NO.
HB643	81348	61	19	MILA3962	81349	22	6
HJB	03966	17	2			22	7
HJI	03966	22	10	MILC43307	81349	22	8
H980LS2R	98003	9	39	MILF19207-13	81349	BULK 29	22
JA1A3-10-2	74193	29	14				
JA1B3-20-2	74193	13	8	MILG1149	81349	38 38 BULK	38 42
JA3A2A3A3-10-2	74193	29	11				
JA3A2A3A3-15-2	74193	29	12	MILI14511 MILI23053/10 M23053/5-105-0	81349 81349 81349	BULK BULK BULK	
JA3A2A3A3-20-2	74193	25	14	MILL18838B	81349	16	8
JA3A3-5-2	74193	29	10	MILP15280	81349	BULK	
JN14-2251B	56289	56	13	MILP21922	81349	BULK	
J8006-30	76005	50	30				
J9401	33287	62	12	MILP501 MIL46089 MILR46846	81349 81349 81349	22 BULK BULK	9
J9403	33287	62	11	MILR6855	81349	BULK	
J9480-01	33287	62	13	M130-1-2	28193	32	15
KAW25	71400	29	24	MLK91411	98625	10 11	18 15
KUP5D55-24V	77342	21	24				
LC045G7	84830	6	4	MLK91412	98625	10	5
LF1593	81348	17	6	MLV91003	98625	2 3 15 37	10 16 3 9
LINKLOCK2	82240	9	36				
		11	27				
		36	16	MS15541-2	96906	18	11
		46	6			19	11
		47	14				
				MS15795-812	96906	6	6.1
				MS16625-1081	96906	51	18
				MS16630-1156	96906	51	23

SECTION IV. NATIONAL STOCK NUMBER AND PART NUMBER INDEX

PART NUMBER	FSCM	FIG. NO.	ITEM NO.	PART NUMBER	FSCM	FIG. NO.	ITEM NO.
MS16630-1175	96906	51	21	MS20605MP3W3	96906	46	9
MS16997-103	96906	8	9			47	12
MS17985-415	96906	8	20			56	5
MS18154-34	96906	59	5	MS20605MP3W4	96906	58	19
MS20066-187	96906	54	11			46	7
MS20066-264	96906	50	20	MS20605M4W2	96906	47	10
MS20230BS4	96906	1	3	MS20613-3P6	96906	46	10
MS20426AD4-6	96906	16	2	MS20995C20	96906	27	1
				MS21044N04	96906	BULK	
MS20426B6-5	96906	11	26			3	9
						5	6
MS20470AD4-5	96906	14	2			7	4
MS20470AD4-6	96906	14	5	MS21044N06	96906	21	6
		16	3			25	7
		23	31			21	11
		46	13			30	8
		47	15			39	11
				MS21044N08	96906	45	1
MS20470AD6-5	96906	47	16			18	1
						19	1
MS20470AD6-7	96906	46	5			29	23
		47	13	MS21044N3	96906	4	16
						10	6
MS20470AD6-8	96906	9	38			11	13
						30	20
MS20470DD4-4	96906	23	20			36	15
MS20600AD5W	96906	9	26	MS21044N4	96906	4	29
MS20600B4W3	96906	56	17	MS21044N5	96906	23	36
						40	8
MS20600MP4W4	96906	23	22				
MS20600MP5W4	96906	9	24	MS21044N6	96906	8	1
				MS21045-3	96906	8	12
						13	18
MS20605AD4W4	96906	44	8				

SECTION IV. NATIONAL STOCK NUMBER AND PART NUMBER INDEX

PART NUMBER	FSCM	FIG. NO.	ITEM NO.	PART NUMBER	FSCM	FIG. NO.	ITEM NO.
MS21045-4	96906	26	5	MS21332-36	96906	18	6
MS21045-6	96906	28	6			35	38
MS21045L04	96906	23	43	MS21322-37	96906	13	19
		30	13	MS21322-38	96906	30	22
		35	10	MS21322-40	96906	18	8
MS21045L06	96906	35	26			35	5
MS21045L3	96906	23	17	MS21322-43	96906	38	7
		24	16			32	6
		27	8			34	20
		31	7	MS21322-44	96906	30	21
		32	2			34	21
		33	2			35	6
		34	2				
		35	2	MS21322-50	96906	32	24
		37	39			33	5
		38	8				
		48	8	MS21322-53	96906	18	9
		49	16			19	8
		57	12			31	21
MS21083N08	96906	12	14	MS21919DG12	96906	33	8
MS21083N3	96906	37	37	MS21919DG24	96906	32	32
						33	6
MS21105-11	96906	54	12	MS21919DG36	96906	32	17
MS21318-48	96906	9	11	MS21919WDH8	96906	32	7
MS21322-2	96906	38	25			33	7
		49	8			35	7
MS21322-33	96906	19	6	MS24629-12	96906	21	16
		48	9				
				MS24629-45	96906	23	40
MS21322-34	96906	18	7				24
		19	7			38	33
		31	10			39	8
		34	4				
		35	8	MS24629-46	96906	38	28

SECTION IV. NATIONAL STOCK NUMBER AND PART NUMBER INDEX

PART NUMBER	FSCM	FIG. NO.	ITEM NO.	PART NUMBER	FSCM	FIG. NO.	ITEM NO.
MS24629-9	96906	41	21	MS25042-14C	96906	19	9
MS24665-357	96906	44	12	MS25042-16D	96906	13	22
MS25036-106	96906	5	12	MS25042-28C	96906	35	34
		21	37				
		30	46	MS25043-14D	96906	7	19
MS25036-107	96906	30	45	MS25043-16D	96906	5	8
						23	45
MS25036-108	96906	12	5				
		39	3	MS25043-20D	96906	7	7
						21	17
MS25036-110	96906	39	4			25	9
				MS25043-22D	96906	21	9
MS25036-111	96906	25	17	MS25043-28D	96906	3	11
		30	41			21	19
MS25036-112	96906	30	44	MS25089-3C	96906	29	17
						39	15
MS25036-127	96906	35	21				
MS25036-153	96906	30	43	MS25181-1	96906	12	3
MS25036-156	96906	30	42	MS25224-1	96906	5	14
MS25041-2-327	96906	5	11	MS25224-3	96906	21	33
		7	21			21	34
				MS25237-327	96906	5	10
MS25041-4-327	96906	5	9			7	9
						21	29
MS25041-6-327	96906	21	30				
				MS25306-212	96906	21	32
MS25041-7	96906	7	8				
				MS25306-222	96906	5	13
MS25041-7-327	96906	21	31			21	27
MS25041-8	96906	21	28	MS25307-232	96906	29	15
				MS25307-302	96906	29	16

SECTION IV. NATIONAL STOCK NUMBER AND PART NUMBER INDEX

PART NUMBER	FSCM	FIG. NO.	ITEM NO.	PART NUMBER	FSCM	FIG. NO.	ITEM NO.				
MS27183-10	96906	4	30	MS27183-18	96906	4	11				
		9	3			37	15				
		11	4			50	10				
		13	2			54	2				
		23	2	MS27183-20	96906	51	7				
		24	2			52	6				
		26	6			MS27183-21	96906	44	14		
		27	5					MS27183-22	96906	50	29
		28	3	MS27183-3	96906					3	10
		36	9							5	5
		37	21			7	5				
		38	2			21	7				
		40	2	23	44						
		43	4	25	8						
		44	4	30	16						
		48	3	35	11						
		58	2	39	20						
		MS27183-12	96906	9	22	MS27183-42	96906	10	8		
				11	3			11	14		
				23	37			57	6		
28	18			MS27183-5	96906			8	17		
37	3							13	6		
38	40							21	12		
40	9							23	10		
44	2							24	11		
58	6							25	12		
59	8							29	8		
MS27183-13	96906	8	6					30	9		
		9	21					35	27		
		35	16					39	12		
		MS27183-14	96906	8	3			MS27183-7	96906	45	2
46	2			18	2						
47	5			19	2						
48	15			25	2						
50	7			29	21						
51	2			30	31						
52	9										

SECTION IV. NATIONAL STOCK NUMBER AND PART NUMBER INDEX

PART NUMBER	FSCM	FIG. NO.	ITEM NO.	PART NUMBER	FSCM	FIG. NO.	ITEM NO.		
MS27183-8	96906	4	17	MS3101F16S8S	96906	35	36		
		8	13						
		9	29	MS3101F24-11SC	96906	54	15		
		11	7						
		13	21						
		21	2	MS3102R12S3P	96906	39	22		
		23	18						
		24	14	MS3102R14S2SC	96906	7	18		
		26	2						
		27	9	MS3102R16S8P	96906	5	7		
		29	2						
		30	2	MS3102R20-27P	96906	7	20		
		31	8						
		32	3	MS3102R20-27S	96906	7	6		
		33	3						
		34	3						
		35	3	MS3102R20-4SC	96906	25	10		
		36	18						
		37	25	MS3102R28-11P	96906	21	18		
		38	6						
		42	5	MS3105-18	96906	11	23		
		43	9						
		47	2	MS3106E18-4P	96906	12	1		
		49	9						
		56	3	MS3106F12S3S	96906	39	2		
		58	15						
		MS27183-9	96906	6	3	MS3106F16-11P	96906	13	23
				7	2				
				9	12	MS3106F16S8P	96906	44	10
				50	4				
				59	1				
MS3100F20-4P	96906	25	19	MS3106F20-4P	96906	22	2		
MS3100R14S7S	96906	30	51	MS3106F24-11P	96906	57	2		
MS3100R18-4S	96906	30	17	MS3106F28-11S	96906	35	33		
MS3100R28-11P	96906	30	19	MS3106F28-11SW	96906	35	37		
MS3100R28-11PW	96906	30	18						
MS3101F12S3P	96906	37	30	MS3106R20-4S	96906	30	24		
				MS3106R36-9S	96906	30	23		

SECTION IV. NATIONAL STOCK NUMBER AND PART NUMBER INDEX

PART NUMBER	FSCM	FIG. NO.	ITEM NO.	PART NUMBER	FSCM	FIG. NO.	ITEM NO.
MS35190-297	96906	26	20	MS35206-243	96906	30 57	29 9
MS35191-272	96906	36	14	MS35206-245	96906	25	1
MS35191-273	96906	4	13	MS35206-246	96906	18 19	4 4
MS35191-274	96906	5 6	1 9	MS35206-247	96906	18 19	3 3
MS35191-278	96906	42	1			29 30	20 27
MS35206-214	96906	21	20	MS35206-253	96906	57 12	15 13
MS35206-215	96906	5	4	MS35206-264	96906	49	6
MS35206-217	96906	7 11	12 20	MS35206-286	96906	23	26
		21	5	MS35207-259	96906	49	3
		23	42	MS35207-261	96906	37	36
		30	15	MS35207-263	96906	49	1
		35	9			2	3
MS35206-218	96906	39	21			3	1
MS35206-219	96906	25	6			4	1
MS35206-228	96906	3	8			7	1
		20	2			8	11
		21	25			11	12
		25	11			13	20
		29	6			21	1
MS35206-230	96906	13	4			23	12
		21	10			24	13
		30	7			27	10.1
		39	13			30	1
		45	3			31	9
MS35206-231	96906	35	25			34	7
						35	1
						48	7
						50	3
						57	4

SECTION IV. NATIONAL STOCK NUMBER AND PART NUMBER INDEX

PART NUMBER	FSCM	FIG. NO.	ITEM NO.	PART NUMBER	FSCM	FIG. NO.	ITEM NO.														
MS35207-264	96906	4	22	MS35333-41	96906	40	6														
		10	7			50	2														
		27	13	MS35333-42		96906	51	9													
		31	6				52	2													
		32	1				35	15													
		34	1				51	10													
		36	17				52	8													
		38	5				MS35333-44	96906	4	10											
		30	25						20	7											
		32	5						MS35335-32	96906	49	7									
33	1	MS35338-102	96906		50						22										
35	12				MS35338-138						96906	38	24								
4	34			MS35338-41		96906						13	5								
34	22											21	26								
MS35207-270	96906											29	1	25	13						
												MS35207-271	96906	43	8	29	7				
														MS35207-286	96906	4	28	58	9		
							MS35265-45	96906								12	11	MS35338-42	96906	12	12
																MS35333-36	96906			11	22
									MS35333-37	96906										20	3
		39	17																	MS35338-43	96906
		41	19		27						17										
		MS35333-38	96906	30	30	49					4										
				57	10	56					12										
MS35333-39	96906			2	5	57					5										
				3	3	9					2										
				4	3	38					16										
				23	13	48	12														
				24	15	MS35338-45	96906	9			33										
				34	8			37	19												
								59	7												

SECTION IV. NATIONAL STOCK NUMBER AND PART NUMBER INDEX

PART NUMBER	FSCM	FIG. NO.	ITEM NO.	PART NUMBER	FSCM	FIG. NO.	ITEM NO.
				MS35756-7	96906	12	18
MS35338-46	96906	44 54	17 7	MS35782-7	96906	38	34
MS35338-48	96906	54	3	MS35842-12	96906	54	14
MS35338-50	96906	23	25	MS35842-13	96906	57	1
MS35489-121	96906	35 56	24 16			10	23
MS35489-14	96906	45	5			13	11
MS35489-15	96906	13	24	MS35842-14	96906	15	1
MS35489-17	96906	45	8			37	32
MS35489-38	96906	12	19			48	5
MS35489-43	96906	34	11			2	15
MS35489-67	96906	44	20	MS35842-15	96906	3	17
MS35489-72	96906	60	5			13	9
MS35649-202	96906	27	16			36	1
MS35649-2382	96906	54	8			37	7
MS35649-242	96906	11	21			10	15
MS35649-262	96906	39	16	MS35842-16	96906	11	9
MS35649-282	96906	57	16			33	28
MS35650-302	96906	2 3 4 56	4 2 2 11	MS35917-4	96906	38	4
MS35691-33	96906	51	6	MS35917-4U	96906	40	5
MS35692-54	96906	44	13	MS35917-6	96906	9	9
						10	2
						36	4
						59	3
				MS35872-2	96906	31	3
				MS35917-4	96906	32	8
						32	20
						33	27
				MS35917-6U	96906	32	22
				MS35917-9	96906	32	42

SECTION IV. NATIONAL STOCK NUMBER AND PART NUMBER INDEX

PART NUMBER	FSCM	FIG. NO.	ITEM NO.	PART NUMBER	FSCM	FIG. NO.	ITEM NO.
MS35917-9U	96906	32	40	MS51922-53	96906	50	27
MS35929-2	96906	34	14	MS51922-9	96906	6	6
						9	20
MS35929-6	96906	33	16			28	17
						37	2
MS35929-7	96906	32	11			38	39
MS39162-3	96906	31	15	MS51957-61	96906	38	23
MS39162-7	96906	38	20	MS51958-63	96906	38	23
MS39163-7	96906	38	30	MS51960-101	96906	58	4
MS39166-7L	96906	38	21	MS51967-2	96906	23	27
MS39167-3	96906	31	11	MS51967-20	96906	23	24
MS39177-4	96906	41	35	MS51967-5	96906	37	18
						58	8
MS39233-4	96906	49	13			59	6
MS39277-025	96906	50	12	MS51975-12	96906	6	1
						11	1
MS39277-053	96906	50	14				
MS45904-68	96906	4	31	MS51975-13	96906	9	16
MS51922-1	96906	6	4	MS51975-24	96906	9	19
		9	5				
		11	2	MS51975-3	96906	27	15
		26	21	MS51975-31	96906	8	7
		36	12				
				MS75047-1	96906	27	11
MS51922-17	96906	8	5				
		23	5	MS75058-1	96906	27	6
		24	6				
		46	3	MS90445-2	96906	27	6
		47	4				
		51	4	MS90725-111	96906	54	1
MS51922-33	96906	50	9	MS90725-113	96906	50	8
MS51922-5	96906	27	4	MS90725-17	96906	36	11
		28	2				
		38	3	MS90725-3	96906	44	3
		40	1				
		43	3	MS90725-31	96906	50	1
		48	2			52	1

SECTION IV. NATIONAL STOCK NUMBER AND PART NUMBER INDEX

PART NUMBER	FSCM	FIG. NO.	ITEM NO.	PART NUMBER	FSCM	FIG. NO.	ITEM NO.
MS90725-32	96906	9	32	MS90726-178	96906	50	34
MS90725-33	96906	37	1	MS90726-30	96906	51	8
		38	41				
MS90725-34	96906	40	12	MS90726-32	96906	40	10
MS90725-36	96906	37	4	MS90726-33	96906	58	11
						23	35
MS90725-38	96906	50	21			44	1
MS90725-47	96906	37	5	MS90726-40	96906	40	7
MS90725-58	96906	35	14	MS90726-59	96906	51	14
		44	16				
		48	14	MS90726-6	96906	38	1
MS90725-6	96906	9	4	MS90726-62	96906	50	6
		23	1			51	1
		24	1				
		48	11	MS90726-66	96906	8	2
MS90725-60	96906	46	1	MS90726-7	96906	43	5
		47	3				
				MS90726-8	96906	27	3
MS90725-62	96906	51	3			28	14
MS90725-66	96906	52	7	MS90728-165	96906	23	23
MS90725-67	96906	23	4	MS91164-1N	96906	35	23
		24	5				
				MS91164-1P	96906	35	22
MS90725-7	96906	9	1				
				MS9122-03	96906	11	6
MS90725-8	96906	38	13			27	7
						42	4
MS90726-173	96906	50	32			56	8
						58	14
MS90726-174	96906	50	26				
MS90726-175	96906	50	31				

SECTION IV. NATIONAL STOCK NUMBER AND PART NUMBER INDEX

PART NUMBER	FSCM	FIG. NO.	ITEM NO.	PART NUMBER	FSCM	FIG. NO.	ITEM NO.			
MS9122-05	96906	11	18	MS55629-7-031	81349	21	13			
		23	16							
		26	10	NAS1021A5				80205	58	5
		29	3							
		35	4	NAS1031A3				80205	56	6
		37	24							
		47	1	NAS1031A5				80205	44	9
		49	15							
		56	2	NAS1031P3				80205	46	8
									47	8
MS9122-07	96906	9	27		80205	47	11			
		11	18.1	NAS1031P4				58	20	
		26	1							
MS9123-02	96906	56	15	NAS1031P5	80205	46	10			
MS9123-04	96906	28	1	NAS1032A3	80205	56	7			
		36	8							
		37	20	NAS1593-112				80205	37	15
		38	10							
		48	1	0E915				81348	27	10
		58	1							
				PPPT60				81348	61	1
MS9123-06	96906	26	4		81 48	BULK				
		58	3	QQA250-11						
MS9123-14	96906	40	3		81348	38	"36,37"			
				QQS781						
M13486-1-11	81349	BULK			81349	30	37			
M5086-1-12	81349	30	48	RCR20G684JS						
M5086-1-12-9	81349	BULK		RCR32G100JS	81349	30	39			
M5086-1-16	81349	30	49	RRC271	81348	BULK				
M5086-1-18-9	81349	BULK		RTVDC732	96717	61	2			
M5086-2-16-0	81349	BULK		R-10470	71641	BULK				
M5086-2-16-9	81349	BULK		R3603	61501	17	7			
				SANTOTRAC50	76541	17	3			

SECTION IV. NATIONAL STOCK NUMBER AND PART NUMBER INDEX

PART NUMBER	FSCM	FIG. NO.	ITEM NO.	PART NUMBER	FSCM	FIG. NO.	ITEM NO.
SD32BS	07707	21	38				
		46	11				
		47	9	W10147	41947	32	26
SD34BS	07707	47	7				
SD44BS	61957	8	16	W1028	41947	32	37
		23	9			33	20
		24	10				
SD66BS	07707	9	35	W1049	41947	33	11
S294-LANCHOR	81337	22	5	W1725	41947	32	31
45-4-795						34	19
				W2050	41947	32	35
				W2321	41947	33	25
TBF18-4PS	71468	3	12	W2330	41947	33	24
						34	28
TC238	90598	24	18				
TC239A	92430	24	17	W2621	41947	32	16
				W3330	41947	33	18
TE-1309	56289	30	40			34	27
TL20H100	71956	54	10	Y1076-3-4	08484	26	11
TL24H100	61463	50	18	ZIP EASE	59125	61	16
TTT548	81348	61	23	1-3V4-12	71956	52	17
TU3792	90598	56	1	1-3V5-3	71956	50	16
T3CX156-20X21	39433	58	17	10	89020	7	17
1-2						30	36
T3-1-4	24446	29	19	10-32X1TN	45722	4	20
				TYPES			
VAF7	77089	34	25	100	52358	62	1
VAF8	77089	34	30	100271	52358	53	7
VT285	81348	61	22				
WWP521	81348	48	20				
		49	12				

SECTION IV. NATIONAL STOCK NUMBER AND PART NUMBER INDEX

PART NUMBER	FSCM	FIG. NO.	ITEM NO.	PART NUMBER	FSCM	FIG. NO.	ITEM NO.
100350	52358	53	8	106	52358	62	7
100381	52358	53	38	107	52358	62	8
100852	52358	53	46	108	52358	62	12
100900	52358	53	13	108	79470	38	17
101	52358	62	2	109	52358	62	9
101191	52358	53	48	109B1-2	30327	49	14
102	52358	62	3	11	89020	7	13
						30	34
102108	52358	53	15				
102195	52358	53	24	1110	14829	32	27
102198	52358	53	31	116B1-2	30327	49	11
102199	52358	53	6	119-032-46	70436	48	10
				12	89020	7	16
102430	52358	53	39			30	33
103	52358	62	4	120B	30327	20	10
103059	52358	53	3				
				1201-4400	85757	BULK	
103172	52358	53	47				
103863	52358	53	25	1210 7-8	71956	54	9
104	52358	62	5	125	89020	7	15
104493	52358	53	35	12998F	24161	17	4
				130	89020	7	14
						30	38
104497	52358	53	14				
				13206E1000	97403	50	24
104508	52358	53	12				
104509	52358	53	4				
				13211E6901	97403	30	32
105	52358	62	6				
				13211E6918	97403	29	27

SECTION IV. NATIONAL STOCK NUMBER AND PART NUMBER INDEX

PART NUMBER	FSCM	FIG. NO.	ITEM NO.	PART NUMBER	FSCM	FIG. NO.	ITEM NO.
13211E6992-1	97403	29	28	22769	28813	55	30
13213E3284	97403	17	5	22859	28813	55	29
136-301-69	81361	17	1	22930	28813	55	20
1386484-1	75477	12	9	23139	28813	55	21
1386485-1	75477	12	16	23236	28813	55	17
1386487-1	75477	12	15	23364	28813	55	25
156-410-2900-201	72619	29	18	23366	28813	55	8
15794B	14608	16	4	23484D	28813	55	18
1615-1 1-4	71956	50	15	23522	28813	55	5
1615-7-8	71956	52	16	23635	28813	55	24
170123	57733	41	30	23810	28813	55	6
170677	78385	41	7	23877C	28813	55	36
170916	78385	41	3	23896	28813	55	33
1723B2	39428	8	14	24285	28813	55	32
2-3V5	71956	50	19	24288	28813	57	19
2002	85274	20	11	24299	28813	55	23
2012-1 1-4	71956	50	17	24324	28813	57	18
2050	85274	20	12	24326	28813	57	13
2145523	30327	BULK		24611	28813	55	15
22097	28813	55	2	24648	28813	55	3
22158	28813	55	16	24649	28813	55	31
22259	28813	55	10	2467B	80672	48	19
22378	28813	55	22				

SECTION IV. NATIONAL STOCK NUMBER AND PART NUMBER INDEX

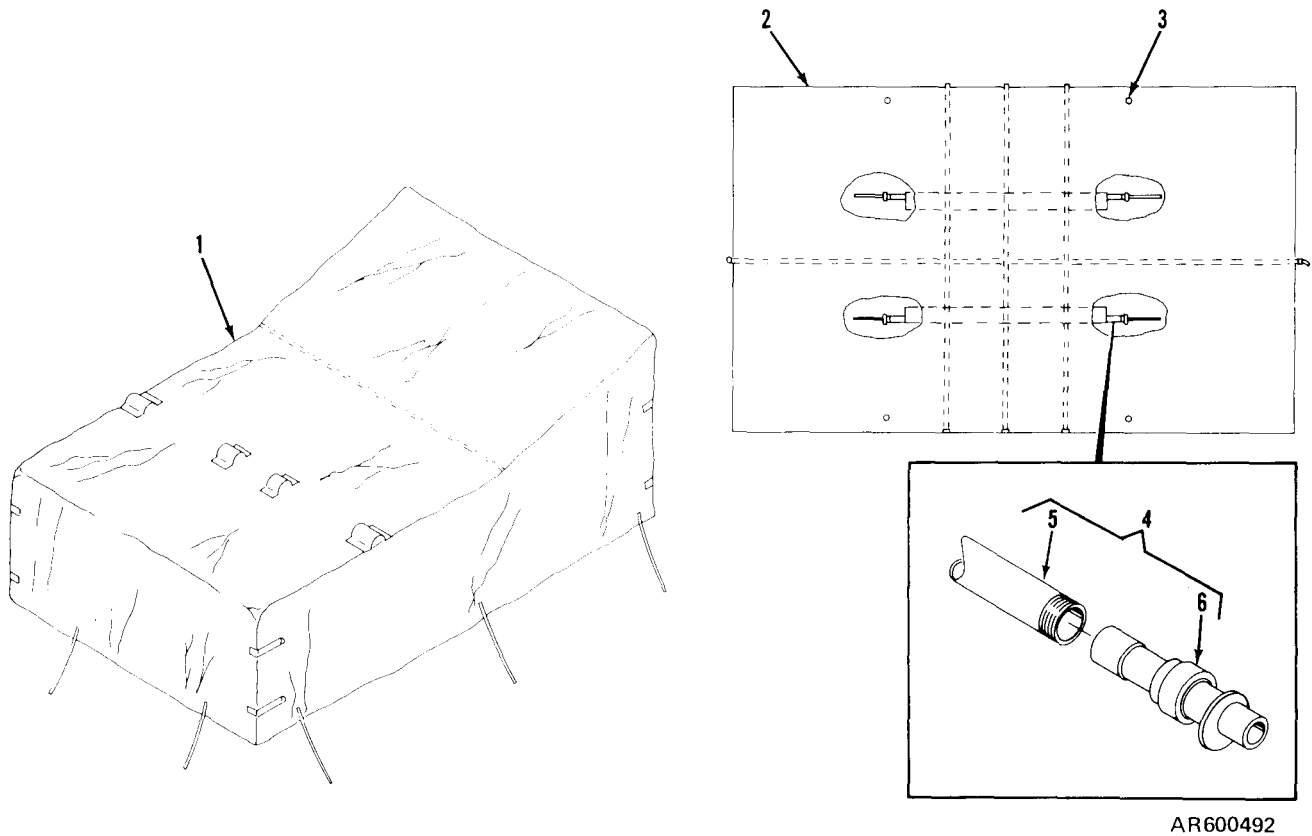
PART NUMBER	FSCM	FIG. NO.	ITEM NO.	PART NUMBER	FSCM	FIG. NO.	ITEM NO.
24671	28813	55	4	27127B	52358	53	5
24685	28813	55	19	27158	52358	53	17
24700	28813	57	20	27159	52358	53	36
24732	28813	55	1	27166	52358	53	33
250	14829	31	5	27168	52358	53	16
25105	28813	55	34	27171	52358	53	32
25147	28813	55	9	27176	52358	53	2
25500	28813	55	26	27183	52358	53	1
25655	28813	55	7	282P	30327	45	11
26204	28813	55	11	28818	28813	55	28
26205	28813	55	12	28820	28813	55	27
269P	30327	20	8	294PB	30327	11	24
		45	7			20	6
						26	23
27E122	77342	30	14			36	20
						37	14
27108	52358	53	10				
				3	82240	9	25
27114	52358	53	34			14	3
						23	21
27119	52358	53	19			56	18
27122	52358	53	26	300H100	71956	50	13
27123A	52358	53	45	3005	97125	4	25
27124B	52358	53	18	30410-1	12955	48	16
27125	52358	53	11	30477	28813	57	7
27125A	52358	53	50	32404	28813	55	13
27126	52358	53	43	32405	28813	55	14

SECTION IV. NATIONAL STOCK NUMBER AND PART NUMBER INDEX

PART NUMBER	FSCM	FIG. NO.	ITEM NO.	PART NUMBER	FSCM	FIG. NO.	ITEM NO.
3301	59730	25	16	44P	30327	BULK	
3400X2	79470	20	9	45X4	79470	31	14
3476-01	33591	61	17	4779	92023	38	31
36661	12955	40	4	479012	72850	31	25
37002A	52358	53	21	479130	72850	31	23
37007B	52358	53	28	479135	72850	31	26
37009B	52358	53	29	479136	72850	31	24
37011	52358	53	41	484230	78385	41	39
37012	52358	53	40	487275	78385	41	23
37015	52358	53	27	487283	57733	41	9
37019-1	52358	53	51	488558	78385	41	42
37024	52358	53	44	488755	78385	41	44
37026	52358	53	52	488756	57733	41	17
37073	52358	53	30	488968	78385	41	36
37094	52358	53	37	488989	78385	41	11
37206-2	52358	53	23	489099	78385	41	12
37682	52358	53	20				
37683	52358	53	22	5W66048-1	09519	44	15
				500	14829	32	14
3816-234-214MTL	06329	54	6	500904-5160	09284	12	17
				51075089	79221	22	4
38737	28813	57	21	5616-2 LESS	28813	57	3
4W33551-1	09519	44	18	GENERATOR			
432572	38740	44	19				

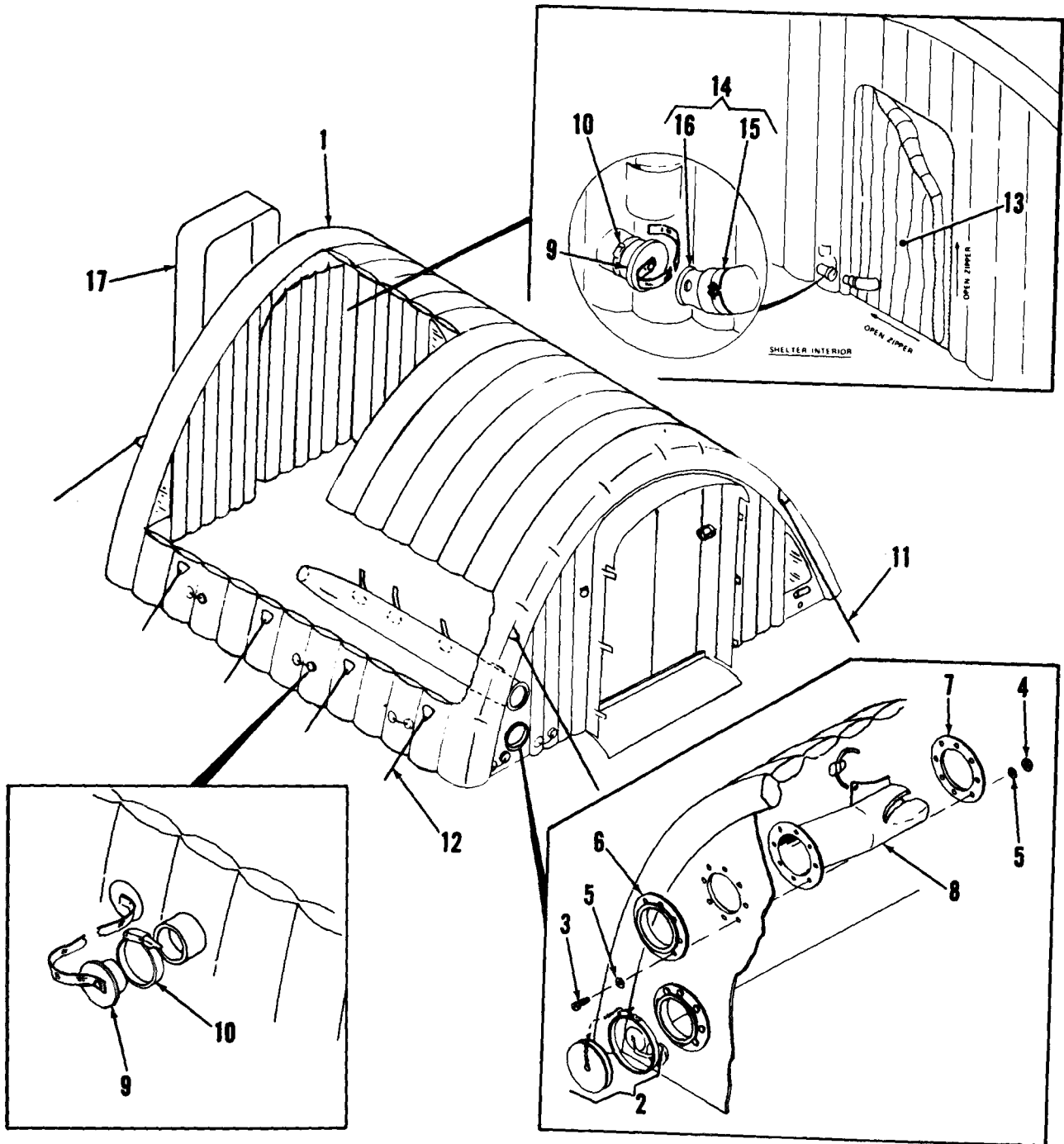
SECTION IV. NATIONAL STOCK NUMBER AND PART NUMBER INDEX

PART NUMBER	FSCM	FIG. NO.	ITEM NO.	PART NUMBER	FSCM	FIG. NO.	ITEM NO.
58019	52358	53	42	700549	78385	41	18
58040	52358	53	9	701761	78385	41	31
58303	52358	53	49	7036785	19207	BULK	
5887997	23671	51	16	704050	78385	41	32
5910495	11862	51	13	704075	78385	41	45
5914720	23671	51	20	704225	78385	41	8
5914753	23671	51	22	704992	78385	41	33
6179-2A	91506	23	32	705042	78385	41	26
61919-1	02005	5	15	720FS0-1-2	30327	49	10
639F1-4	30327	52	14	720FS0-1-4	30327	52	12
6428315	70040	38	28	76857-8	75477	12	10
6432691	70040	39	18	77MLP11	02660	30	11
646F	30327	31	17	77MLP8	02660	30	10
648F1-4X1-8	30327	31	4	7704051	19207	BULK	
65122	02005	5	15	8215A84	04845	37	29
6551046	23671	51	24	8331948	21450	60	4
6555320	23671	51	25	8359534	19207	41	41
6555384	23671	51	19	8689215	19207	BULK	
6555385	23671	51	17	8720791	19207	41	34
676	45092	61	18	903540-46	75477	12	7
69F1-4X1-4	30327	31	19	9108458P6	24446	41	5 5
7W66050	09519	69	4	91567-4	28976	52	13
7-8648	02660	21	8	91567-5	28976	31	18
700103	78385	41	4	9270	28193	34	6
				9632	80252	21	21
				9760-22-291	02660	21	9



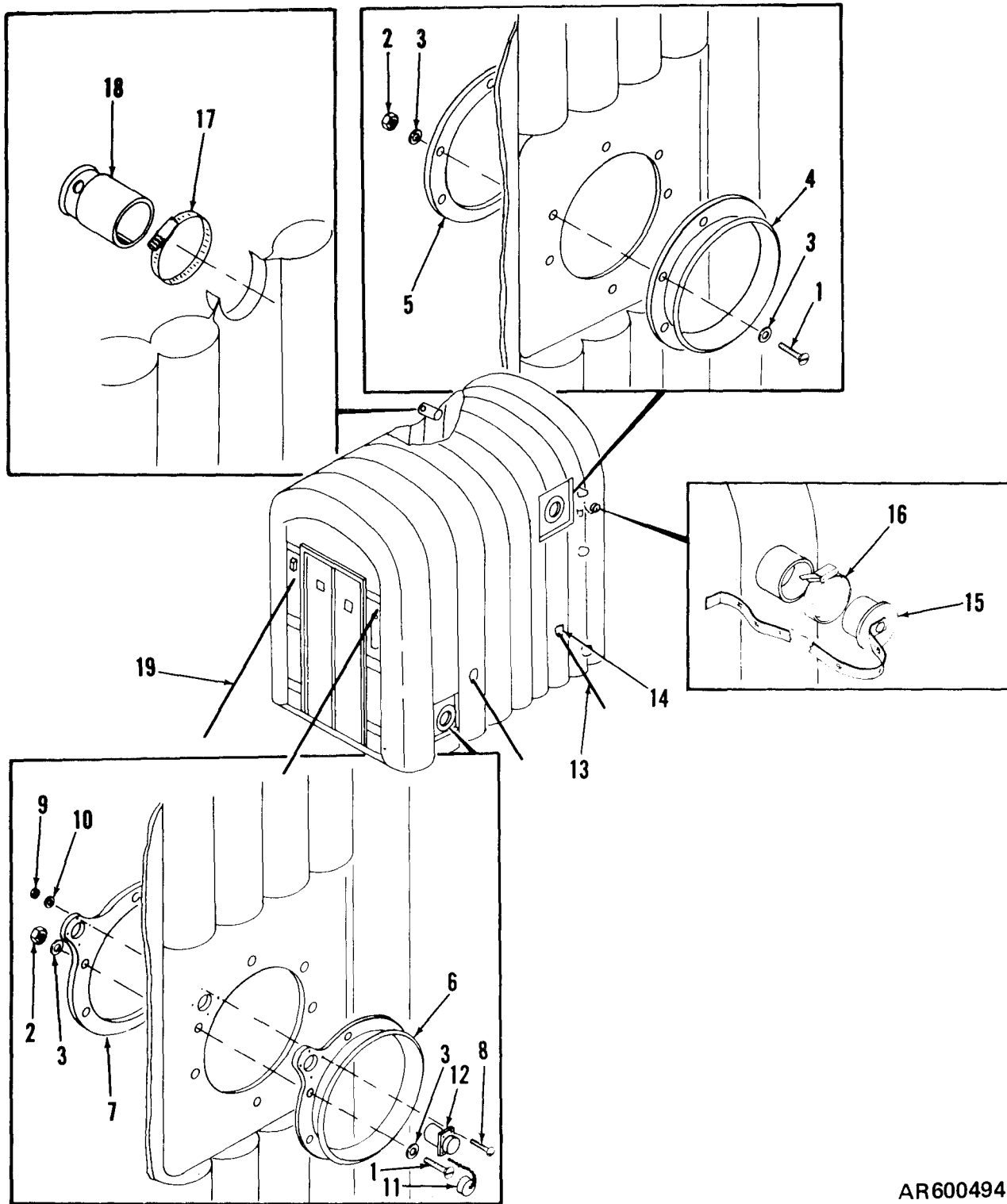
AR600492

Figure 1. Trailer cover and shelter case.



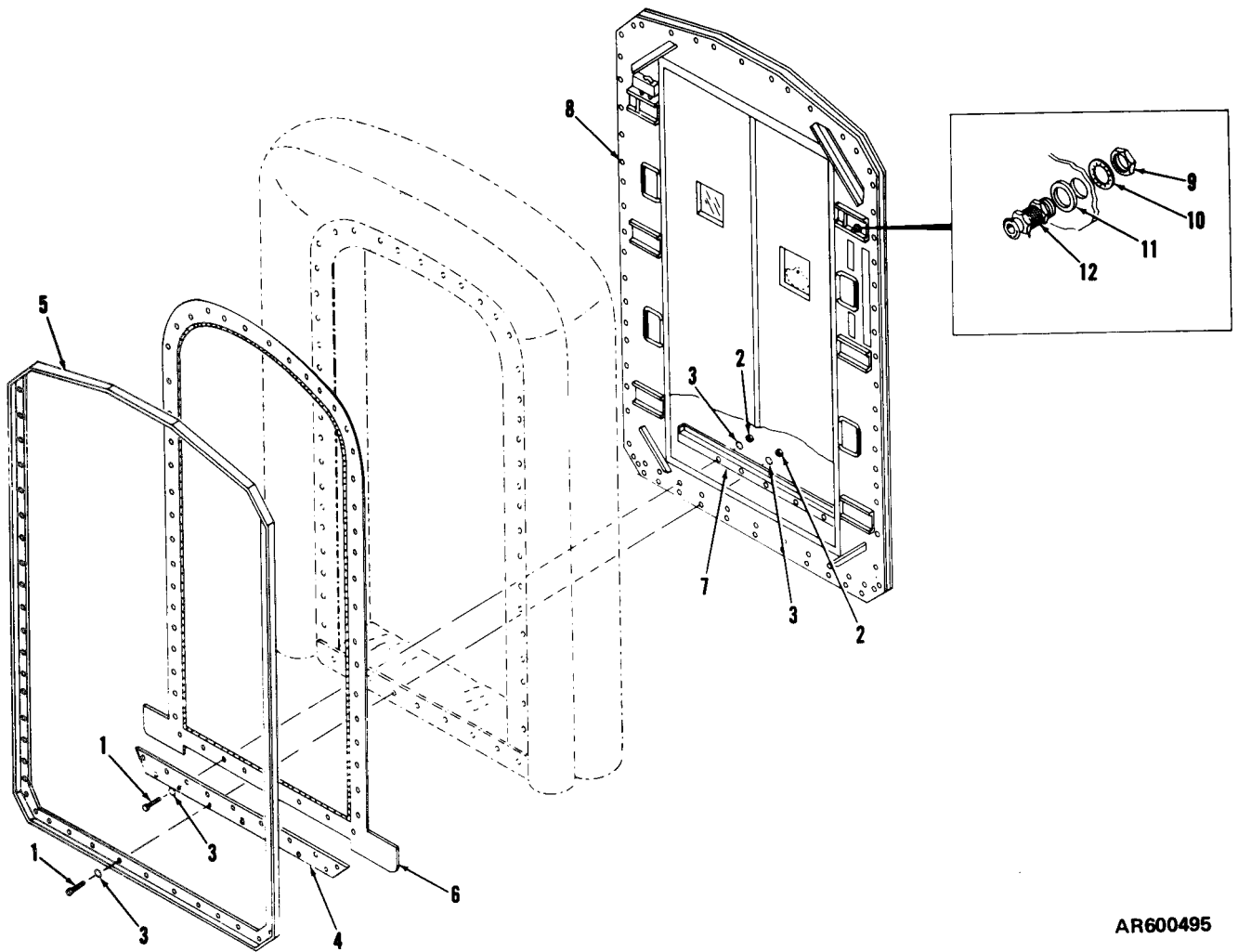
AR600493

Figure 2. Inflatable shelter.



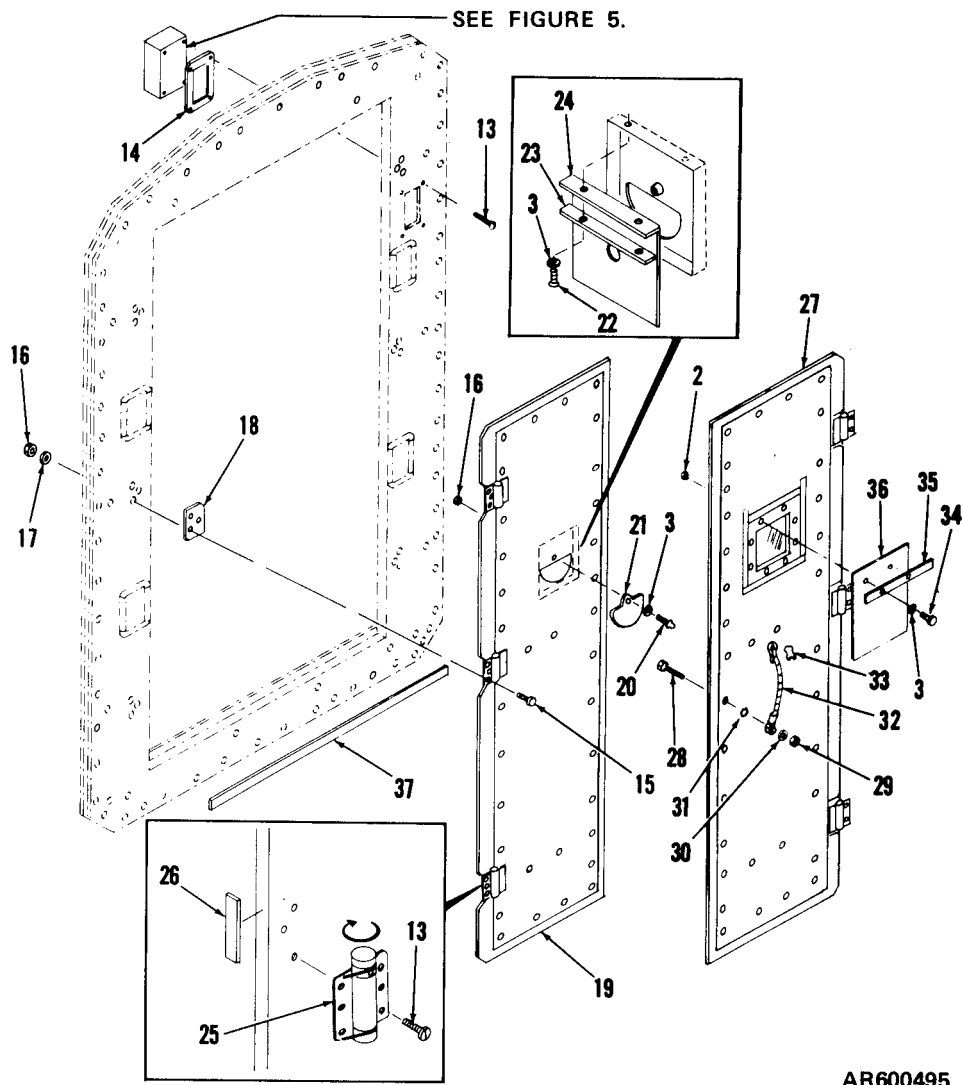
AR600494

Figure 3. Inflatable entrance.



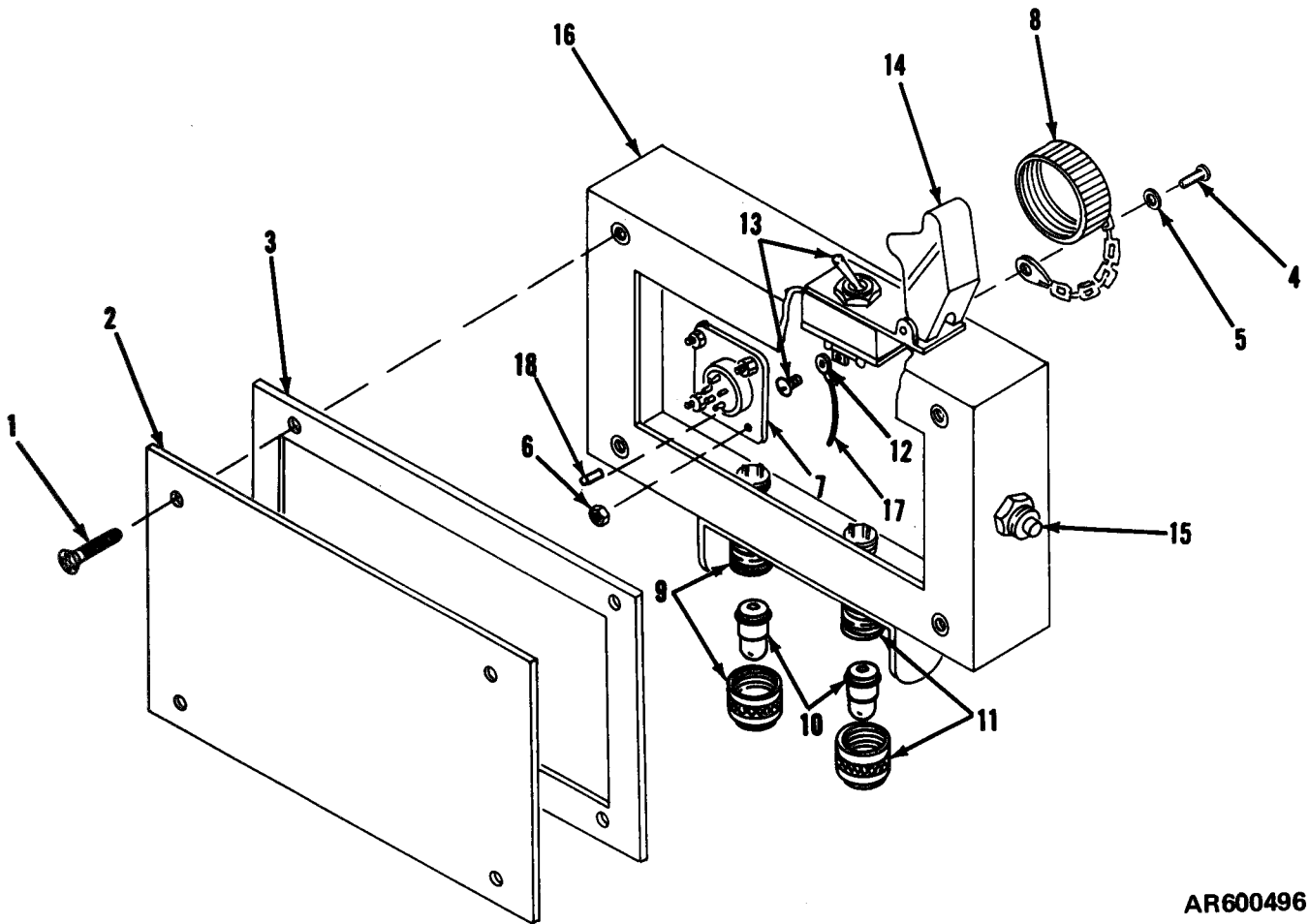
AR600495

Figure 4 ① Exterior frame and door assembly. (sheet 1 of 2)



AR600495

Figure 4 (2) Exterior frame and door assembly. (sheet 2 of 2)



AR600496

Figure 5. Control (switch) box.

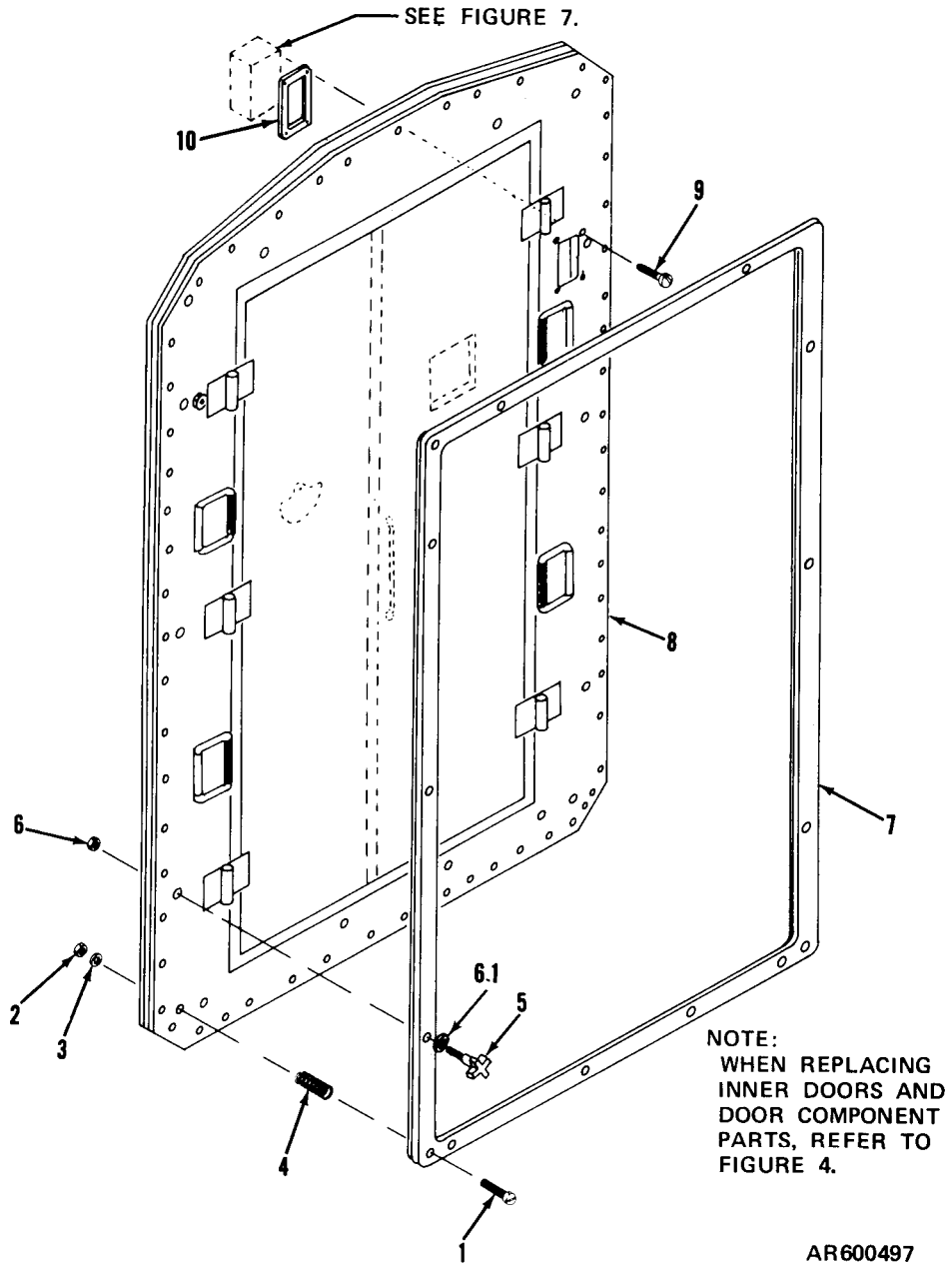
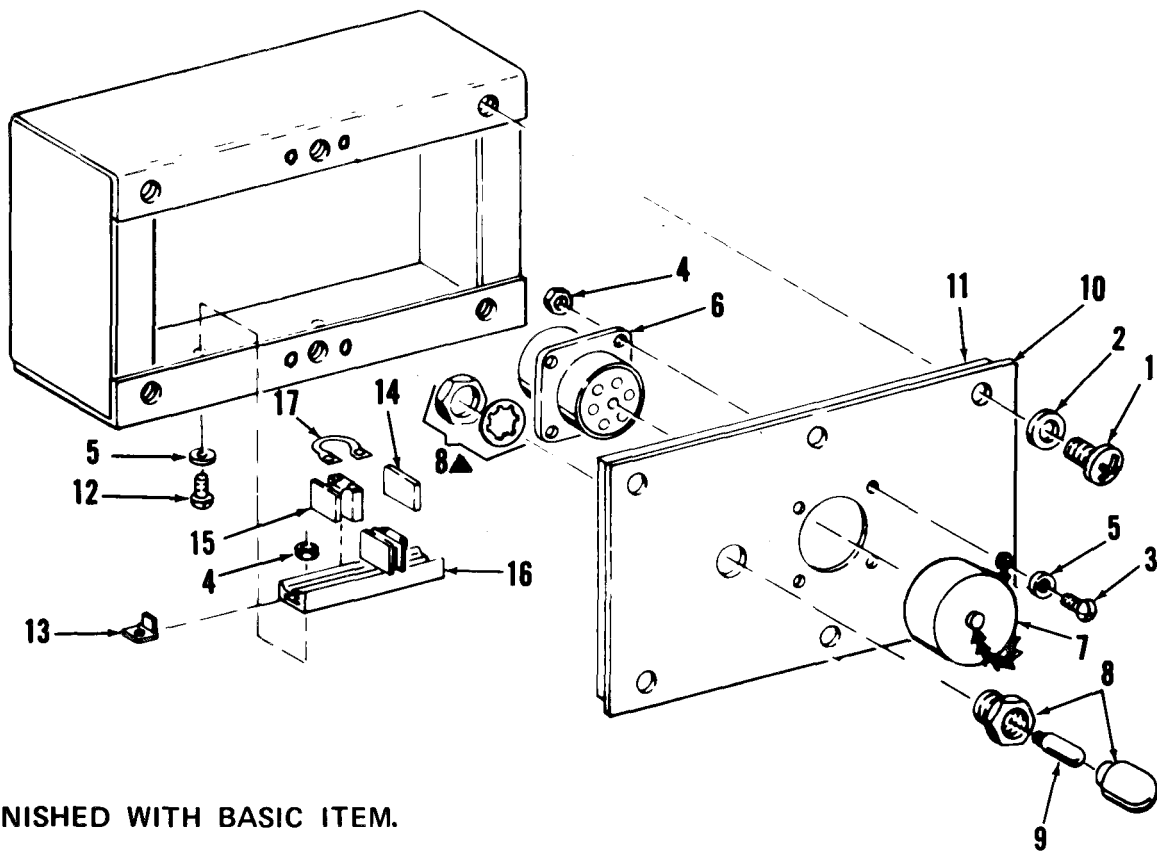
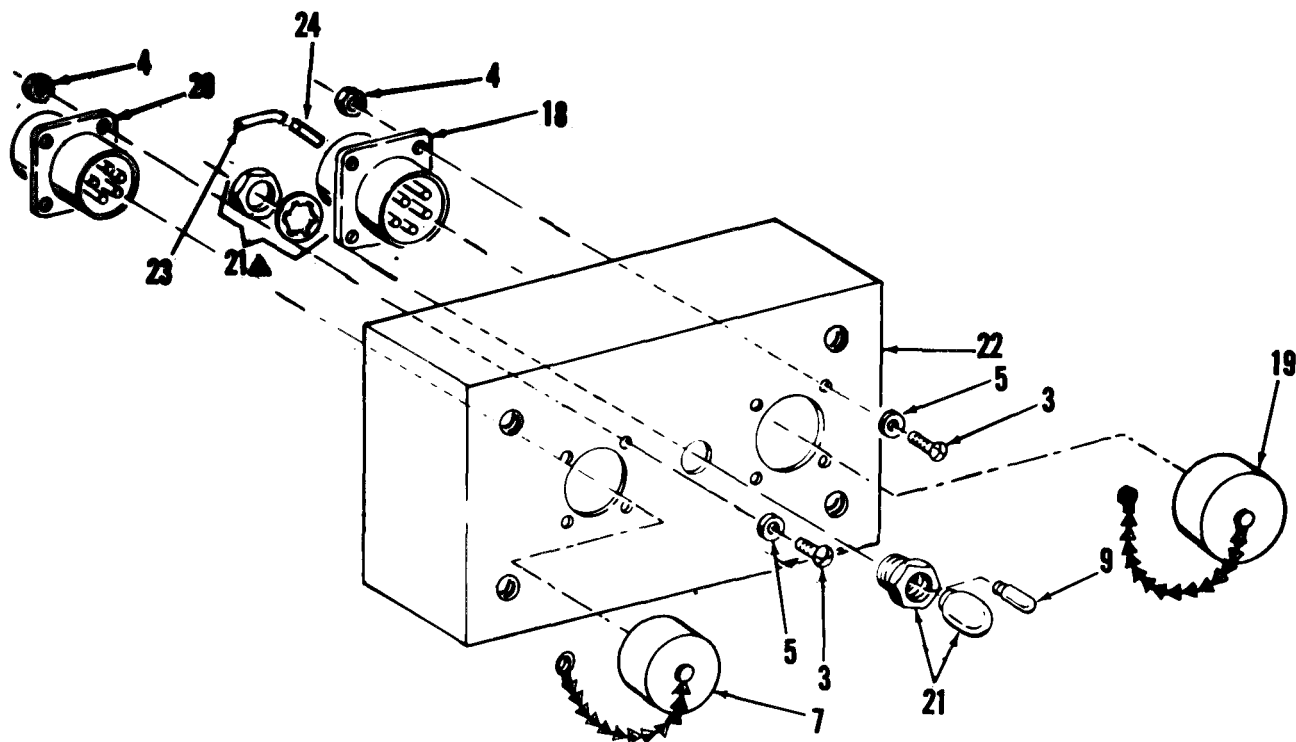


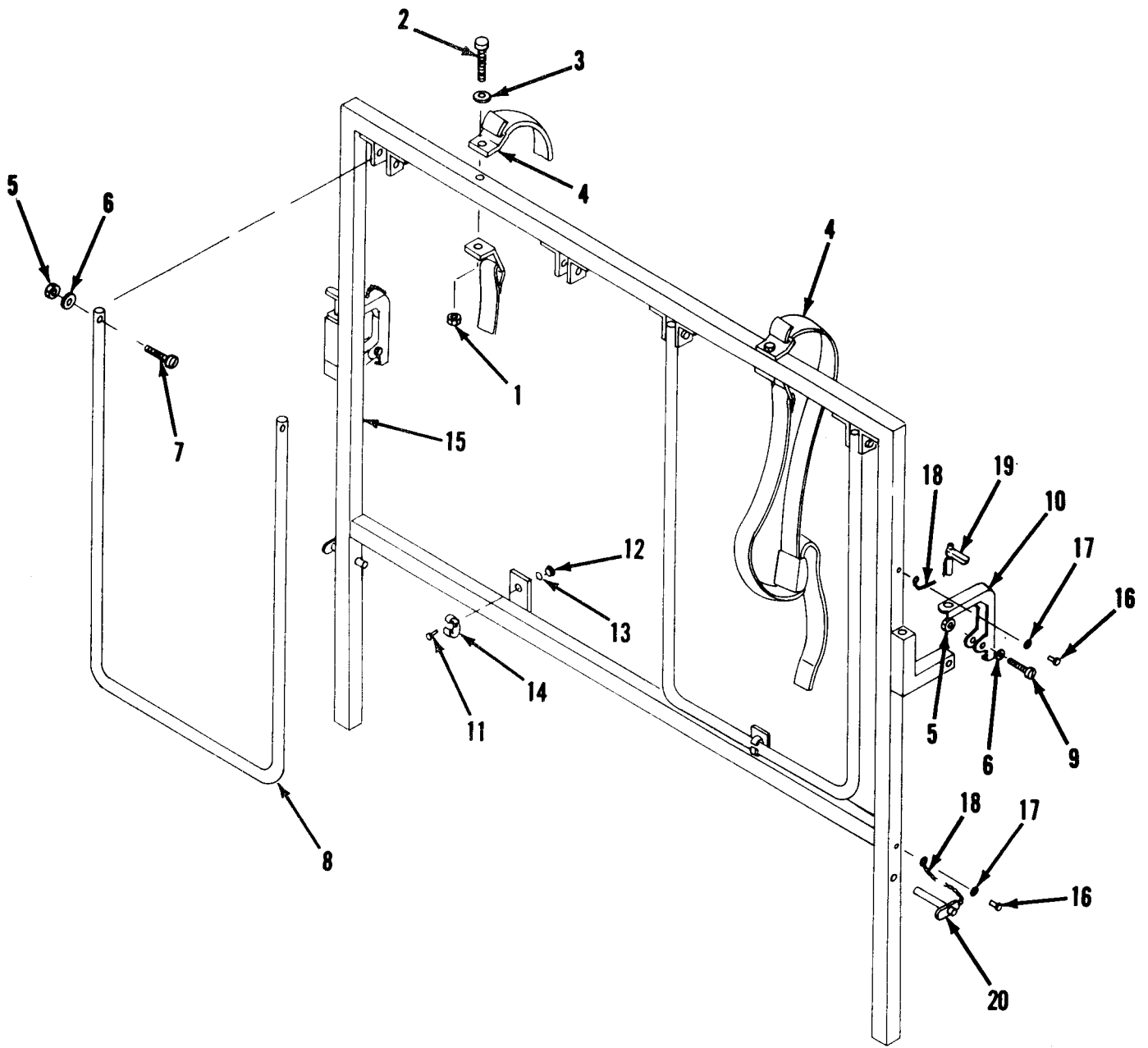
Figure 6. Interior frame and door assembly,



▲ FURNISHED WITH BASIC ITEM.

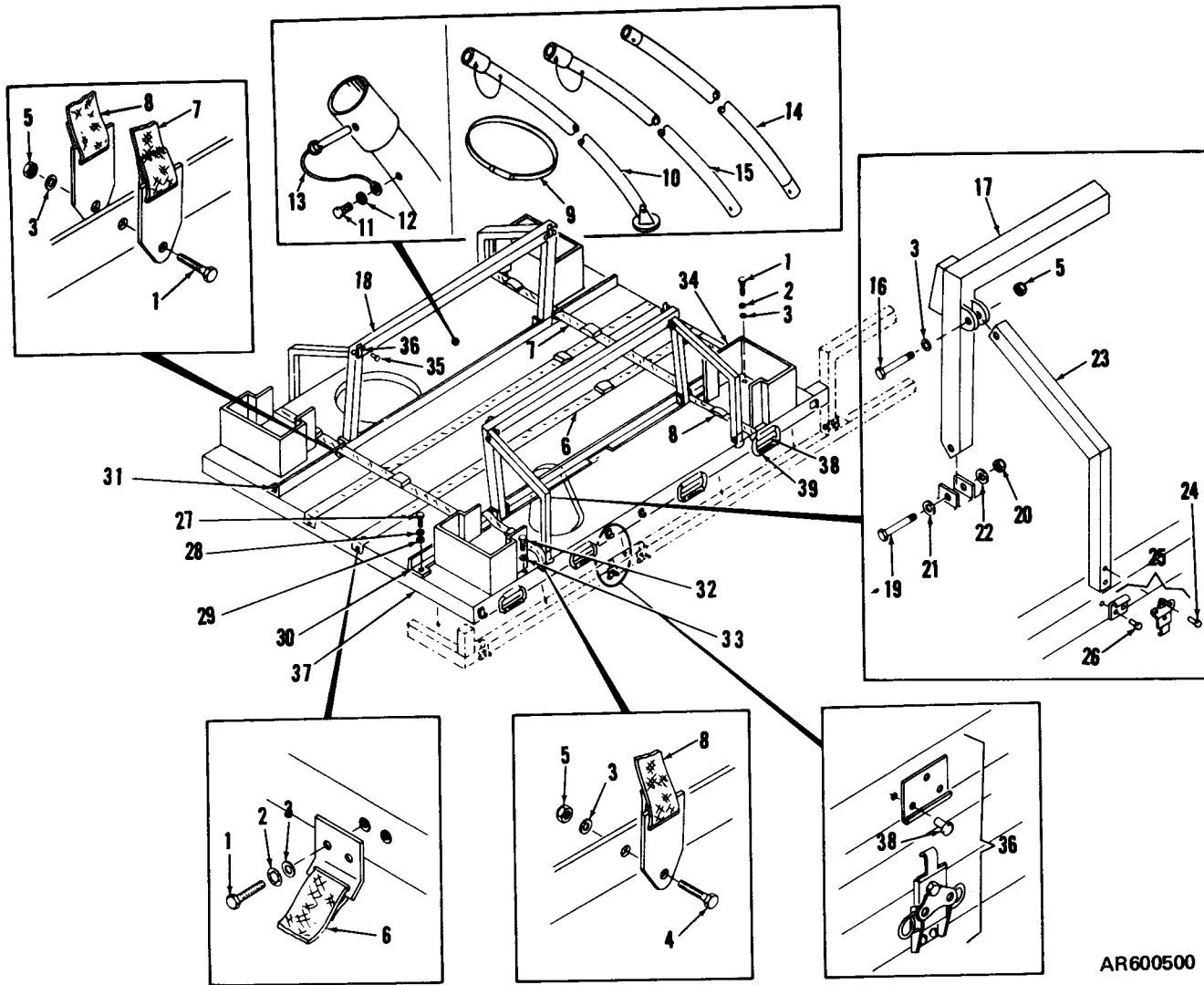
Figure 7. Distribution box.

AR600498



AR600499

Figure 8. Tailgate extension.



AR600500

Figure 9. Support rack and arch supports.

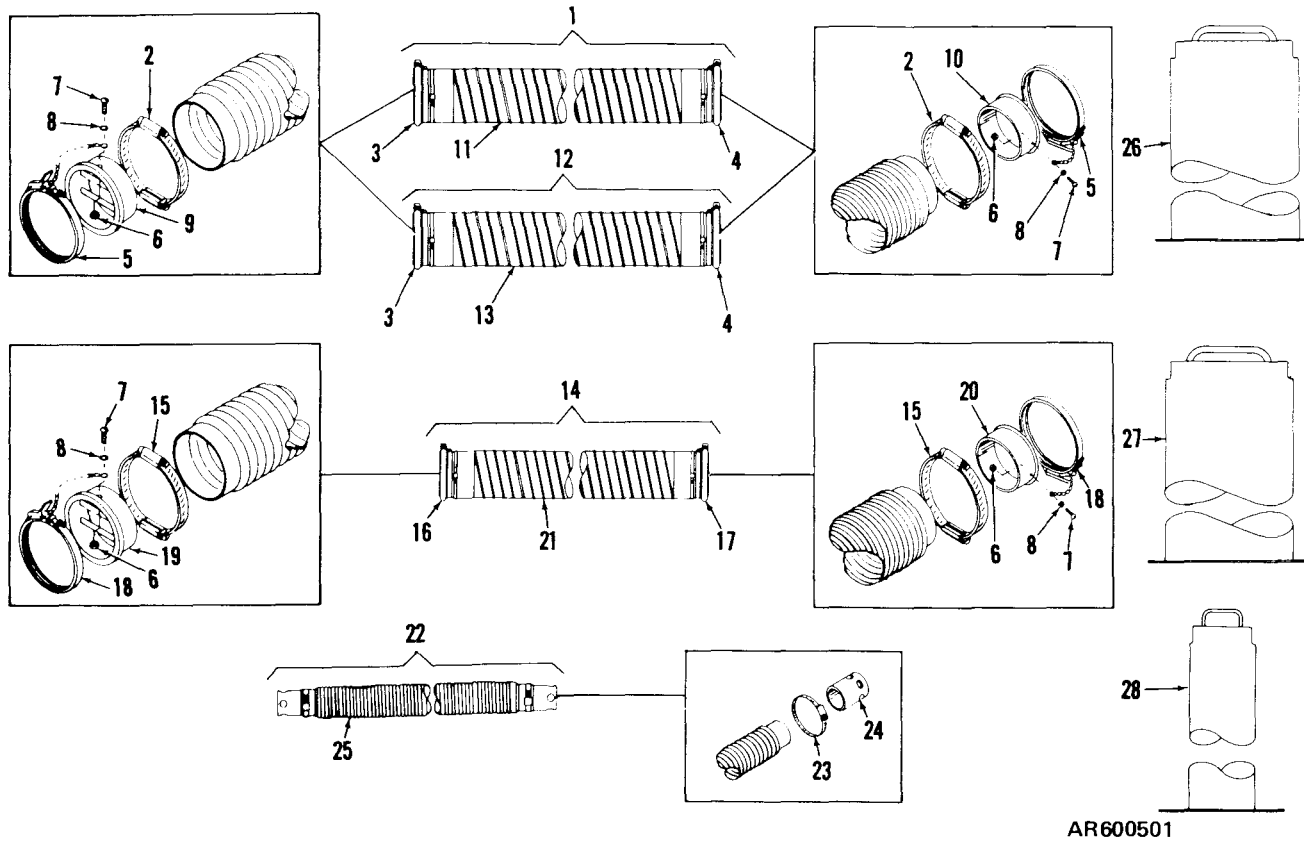
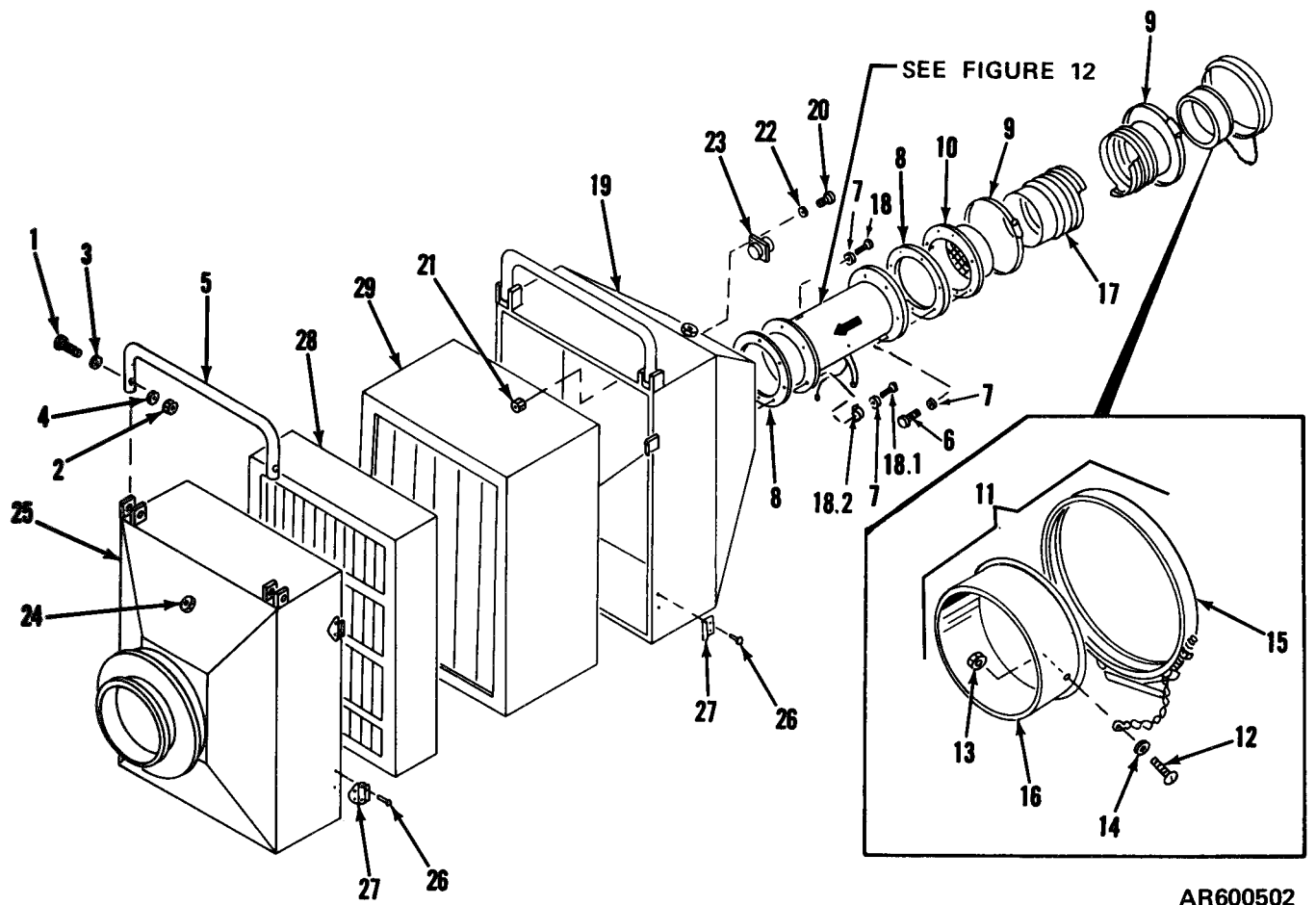


Figure 10. Air duct assemblies and retainers.



AR600502

Figure 11. Entrance gas-particulate filter unit.

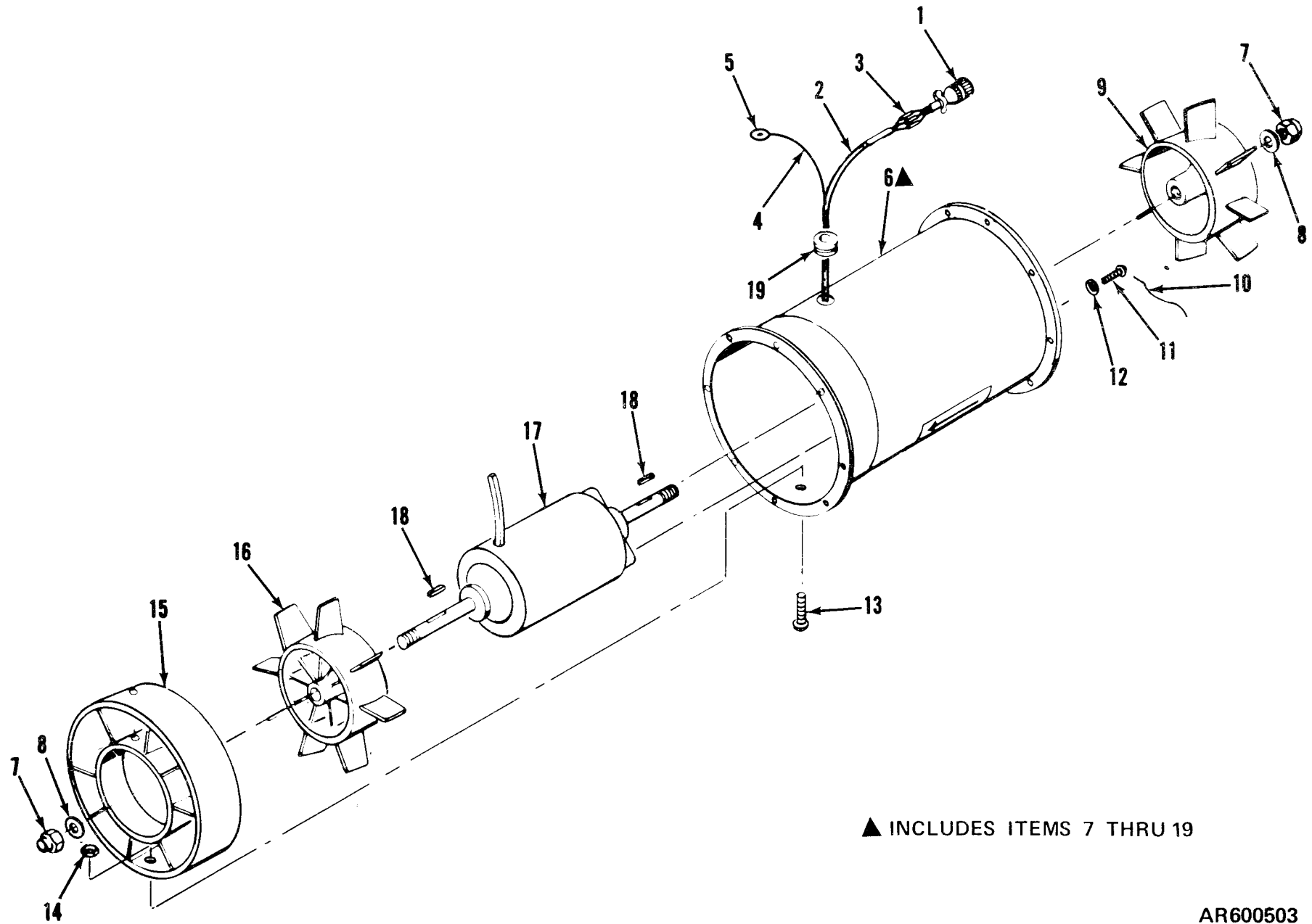


Figure 12. Entrance vaneaxial fan.

AR600503

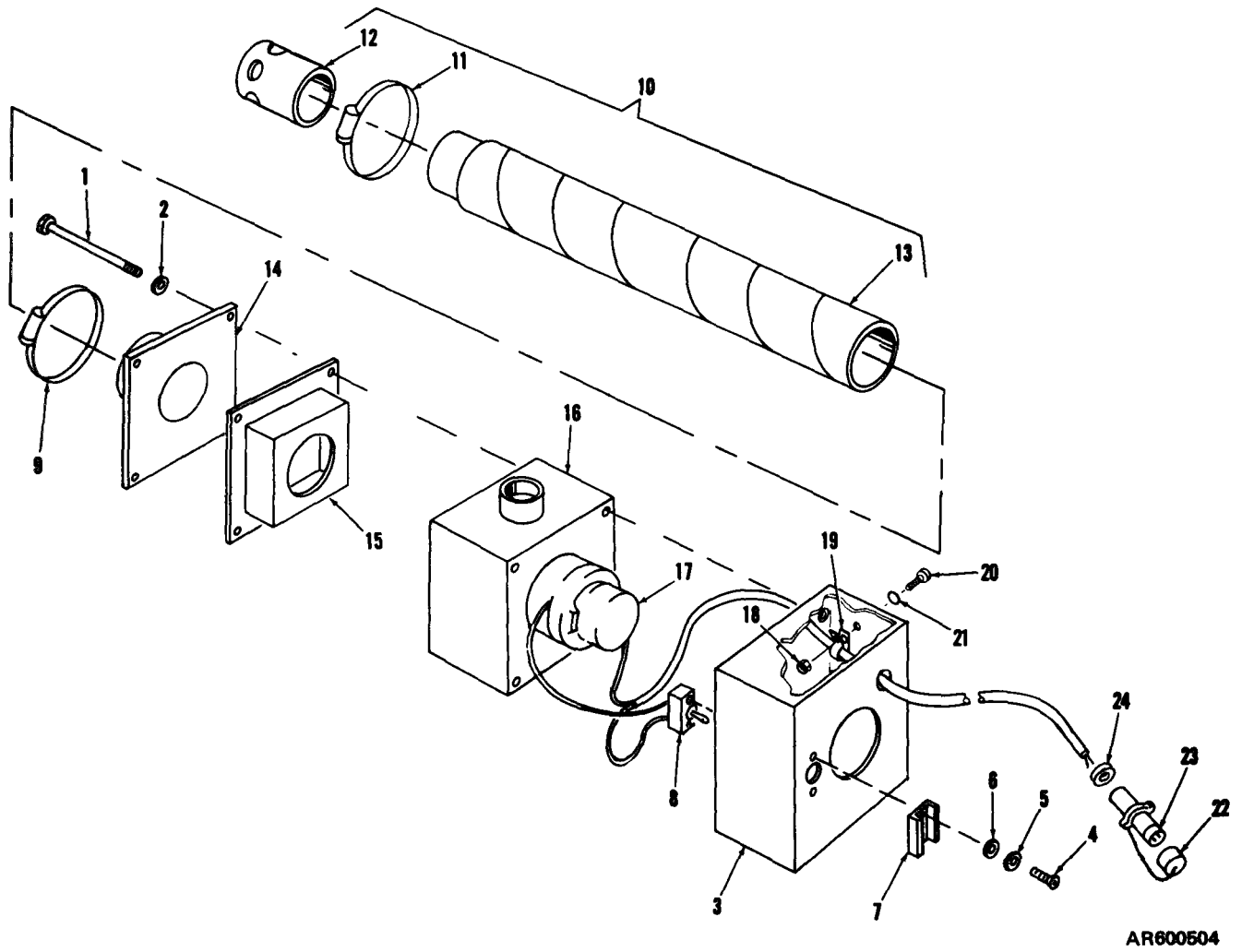
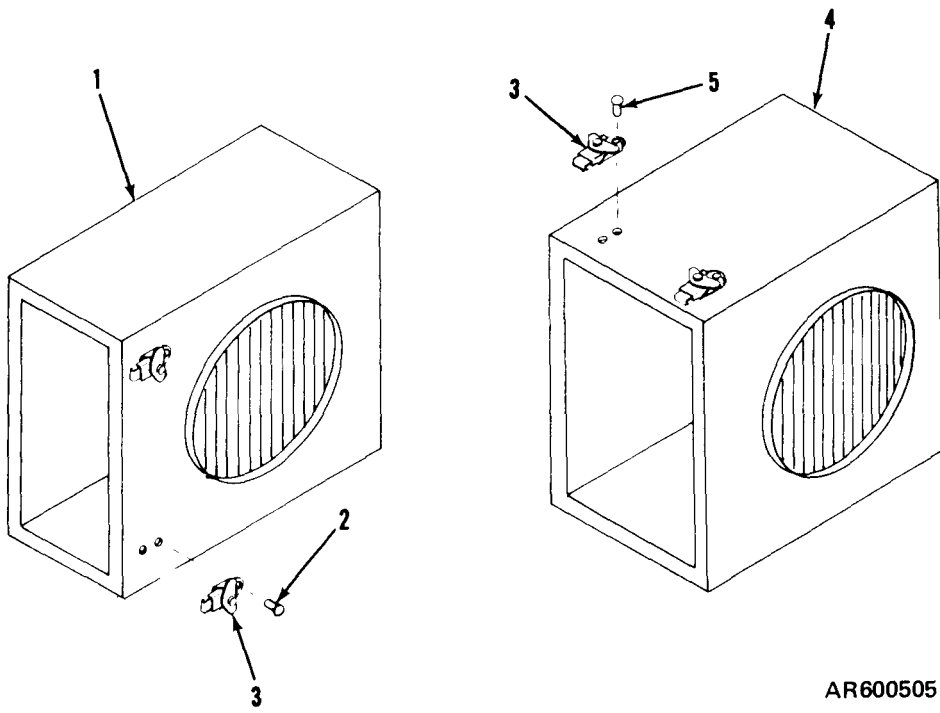


Figure 13. Evacuation fan assembly.



AR600505

Figure 14. Box and sound attenuating plenums

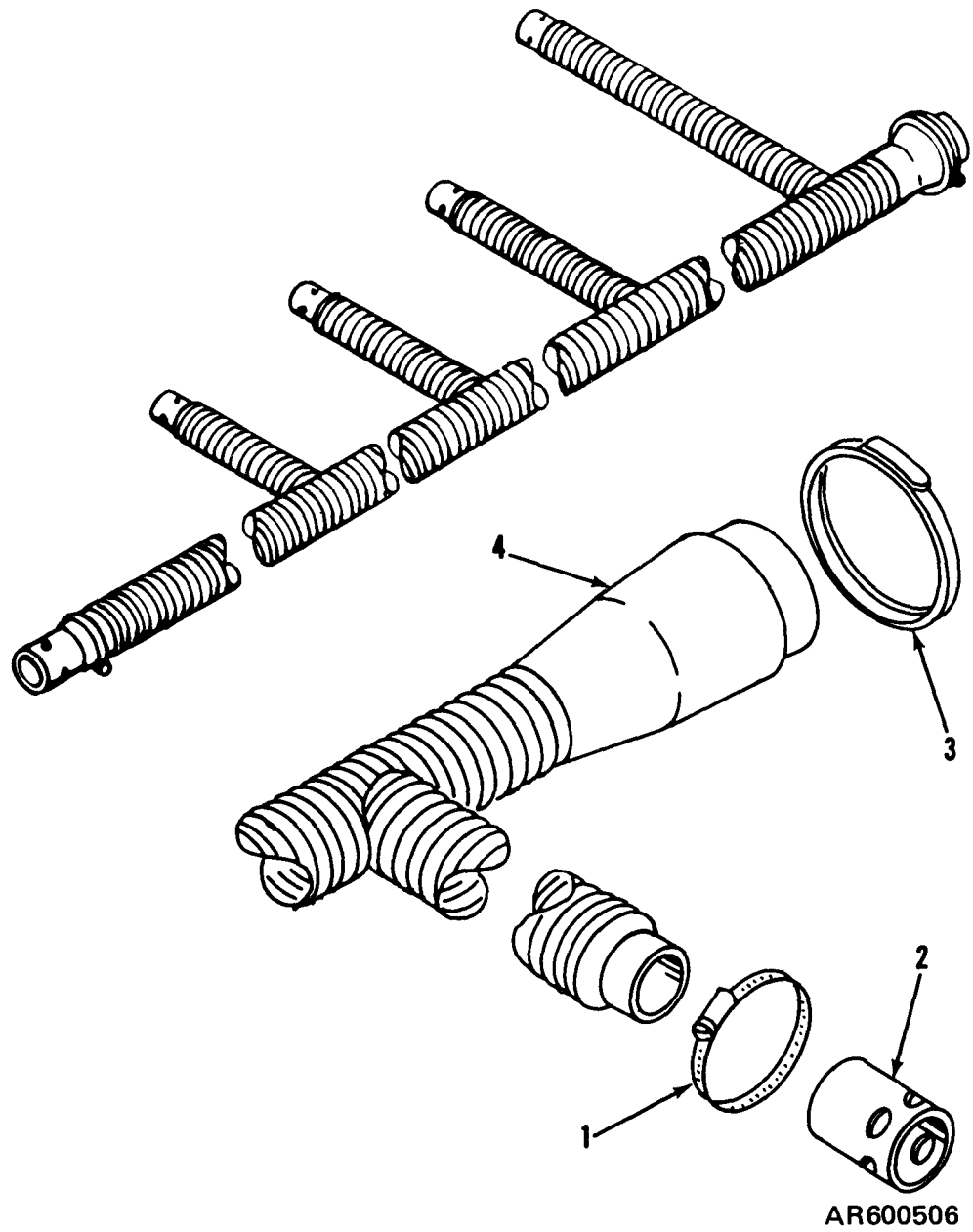


Figure 15. Evacuation manifold assembly

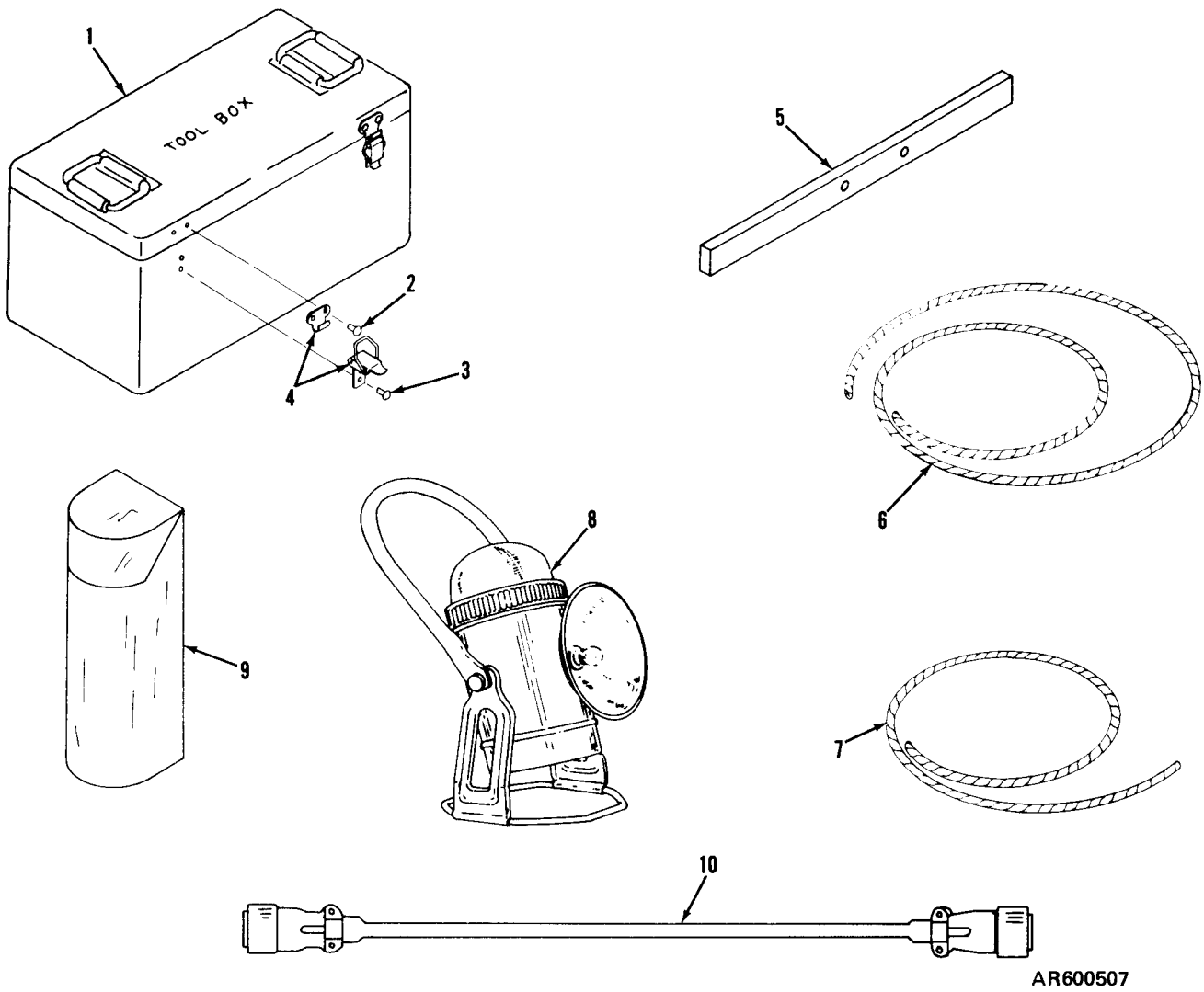
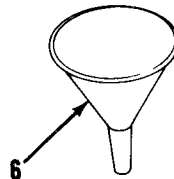
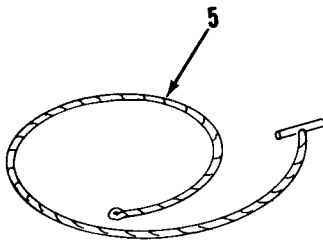
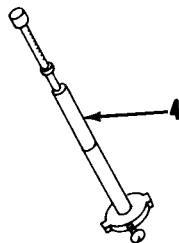
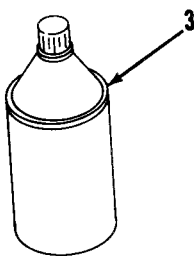
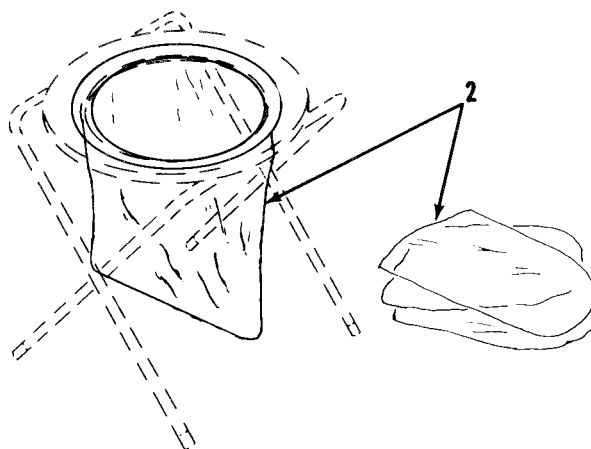
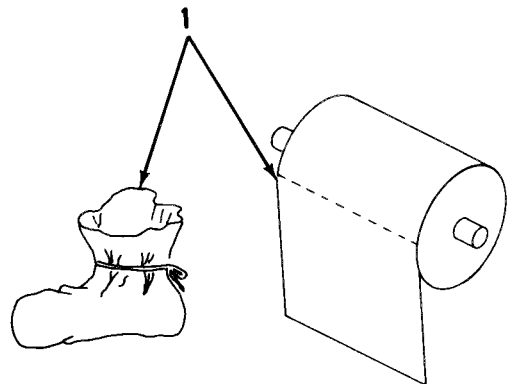
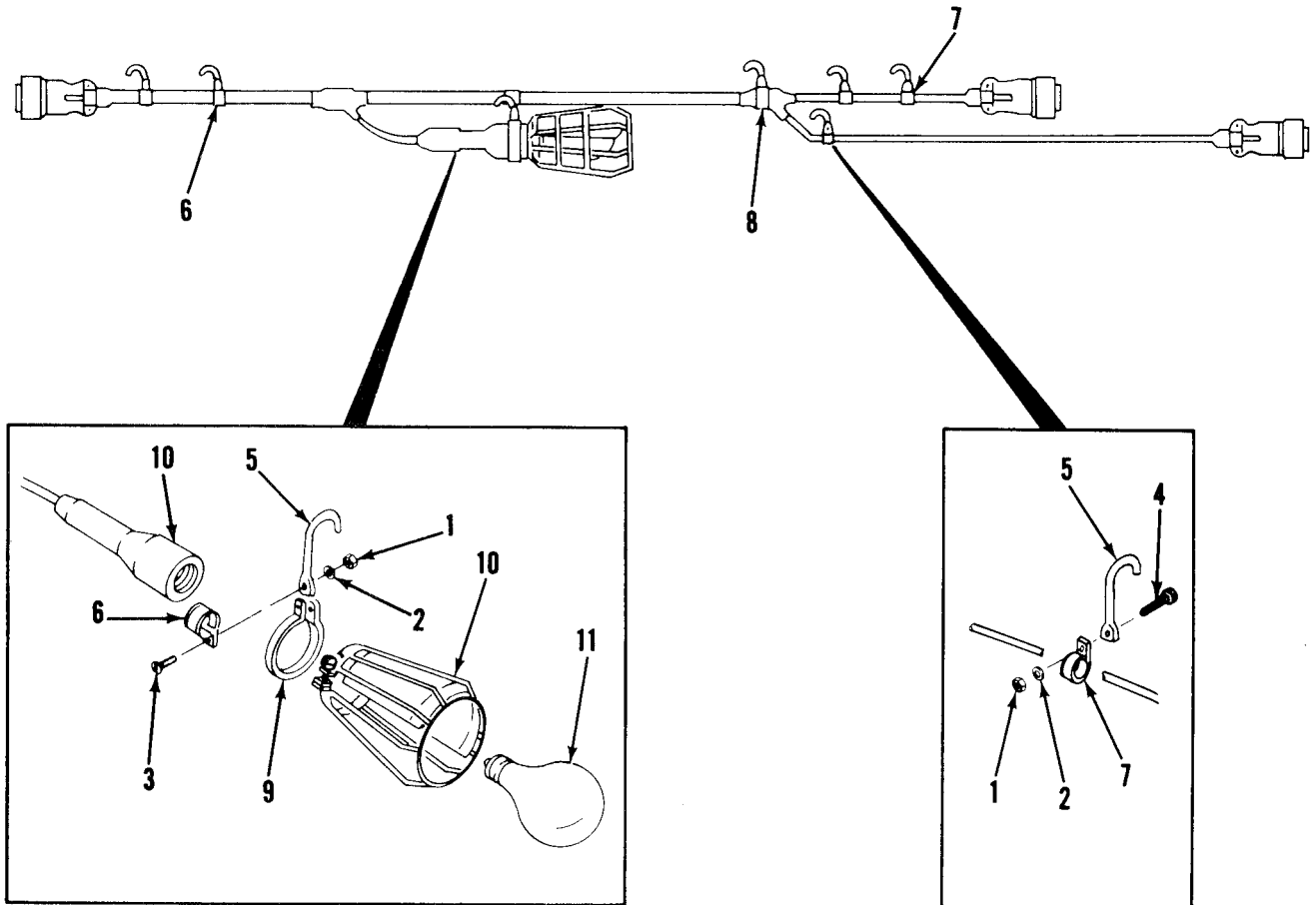


Figure 16. Tool box and contents.



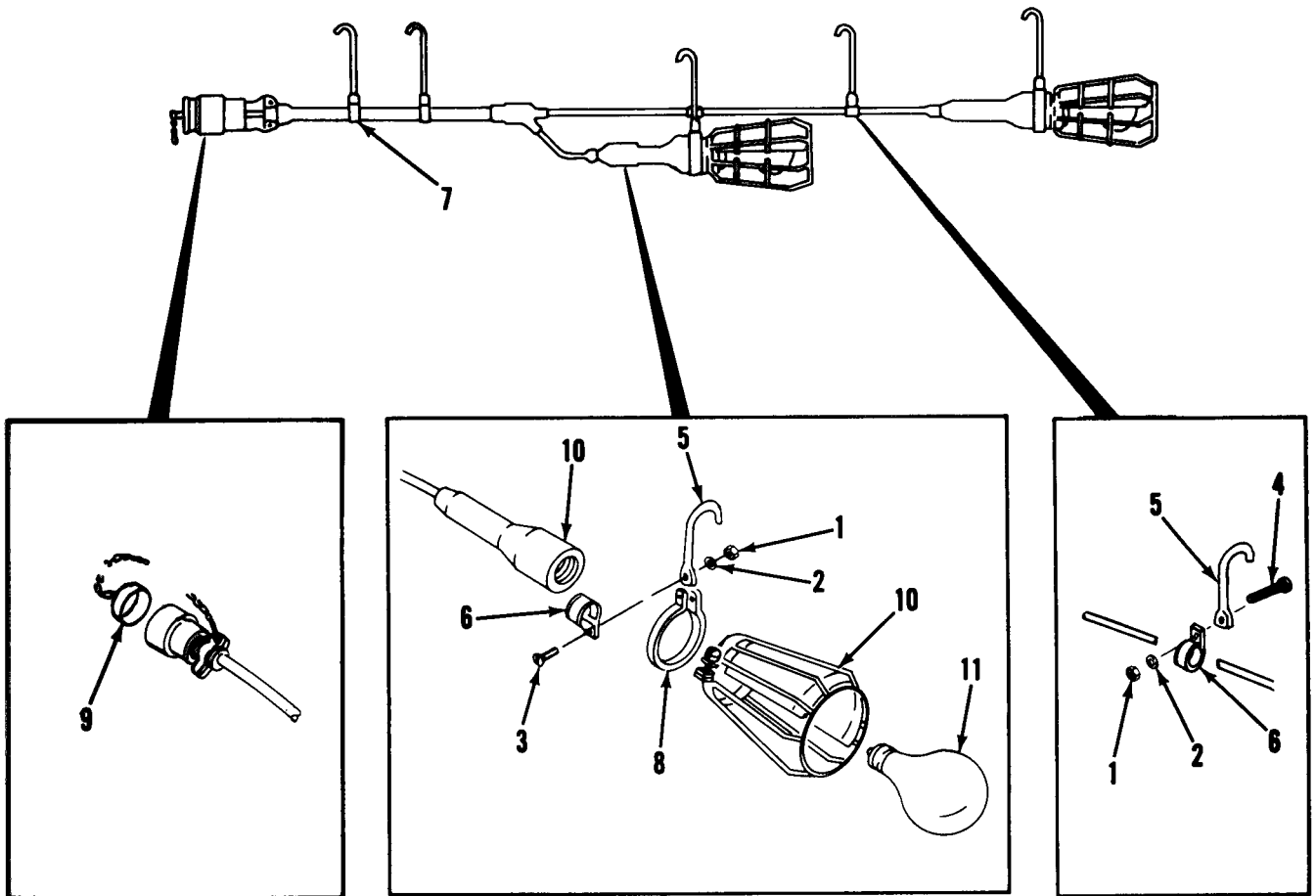
AR600508

Figure 17. Tool box contents.



AR600509

Figure 18. Cable and light assembly.



AR600510

Figure 19. Extension light assembly.

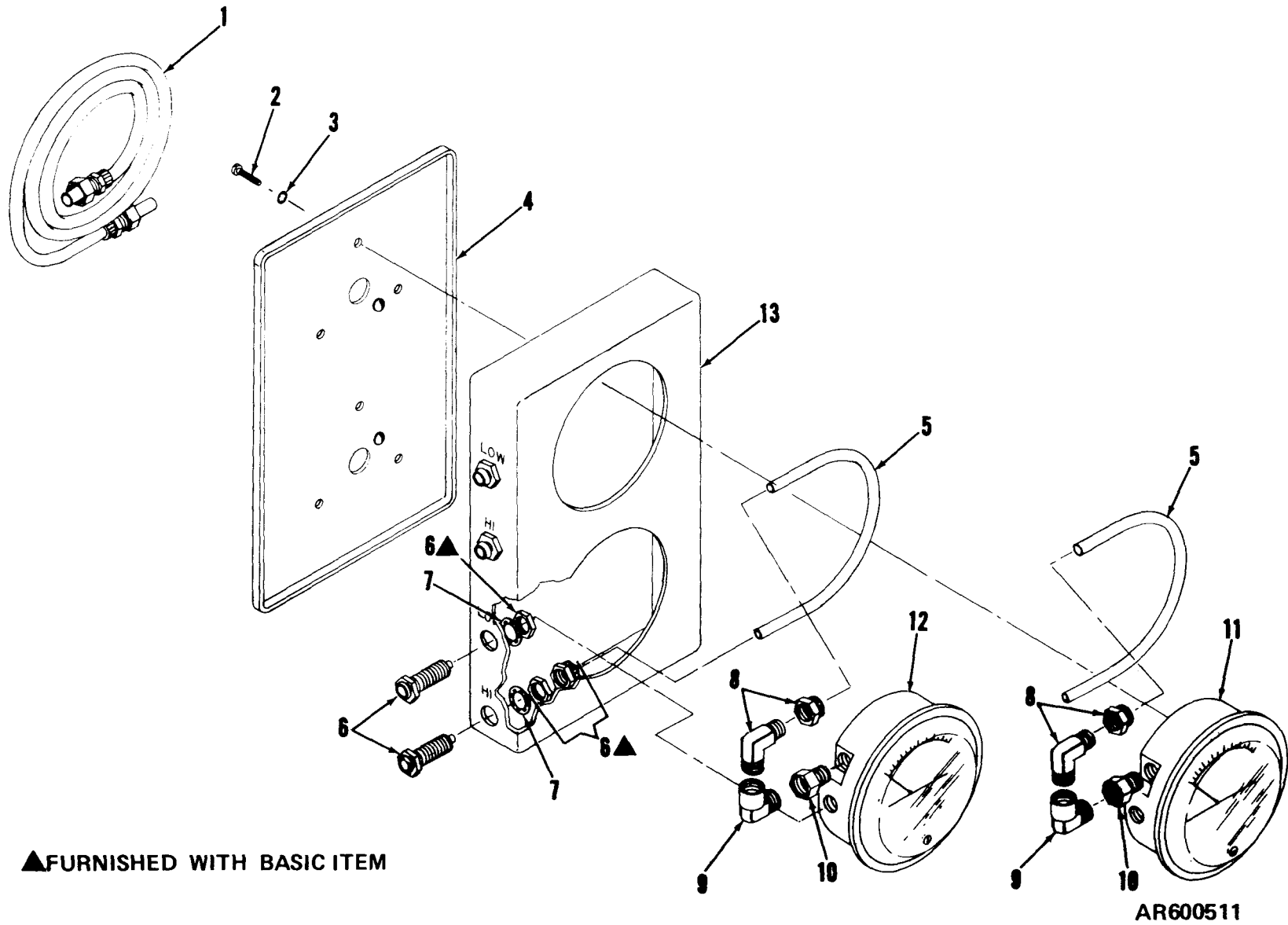


Figure 20. Gage assembly.

NOTE:
ITEMS 13 AND 14 ARE LOCATED HORIZONTALLY
ON LATER MODELS.

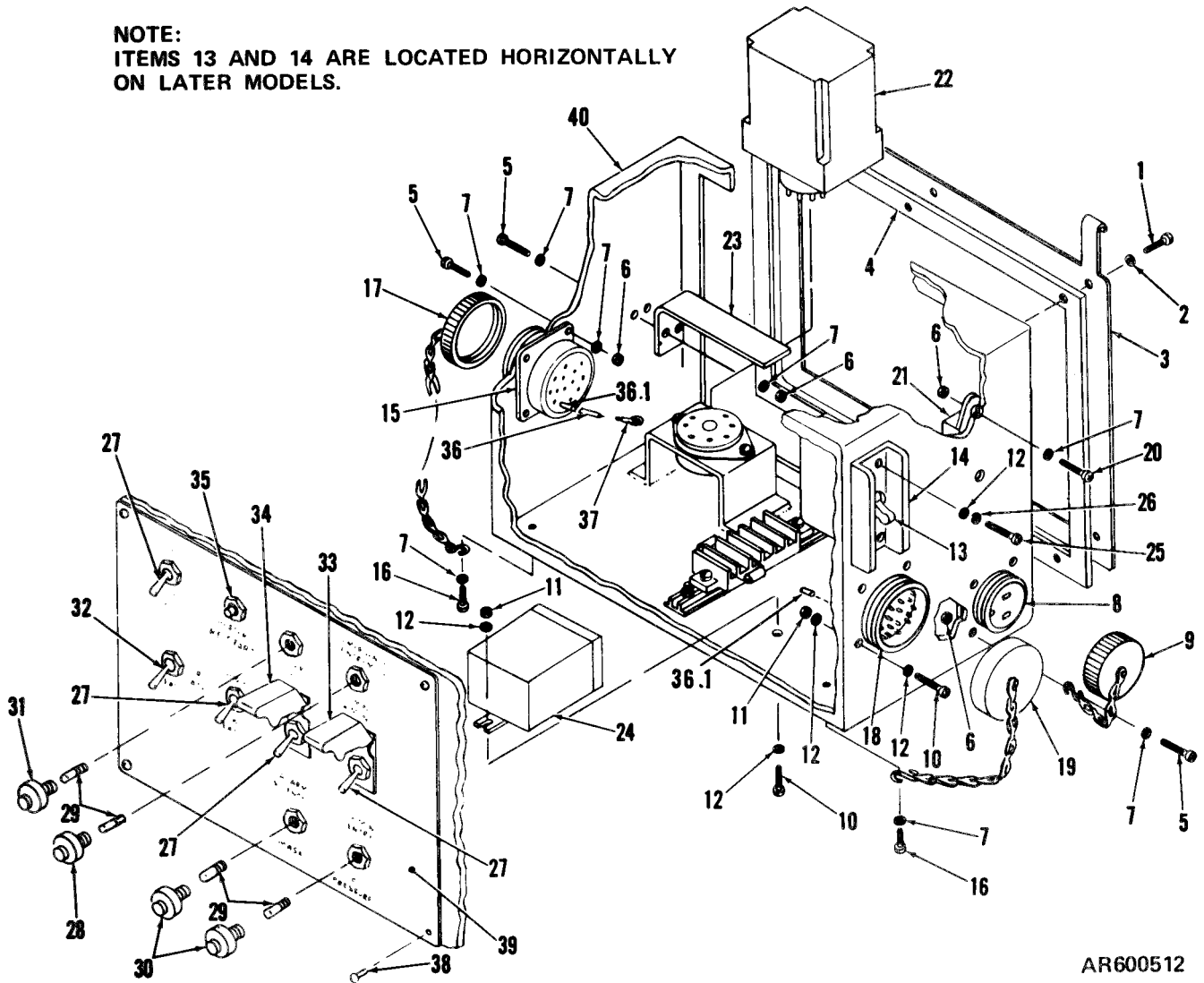


Figure 21. Auxiliary control-indicator.

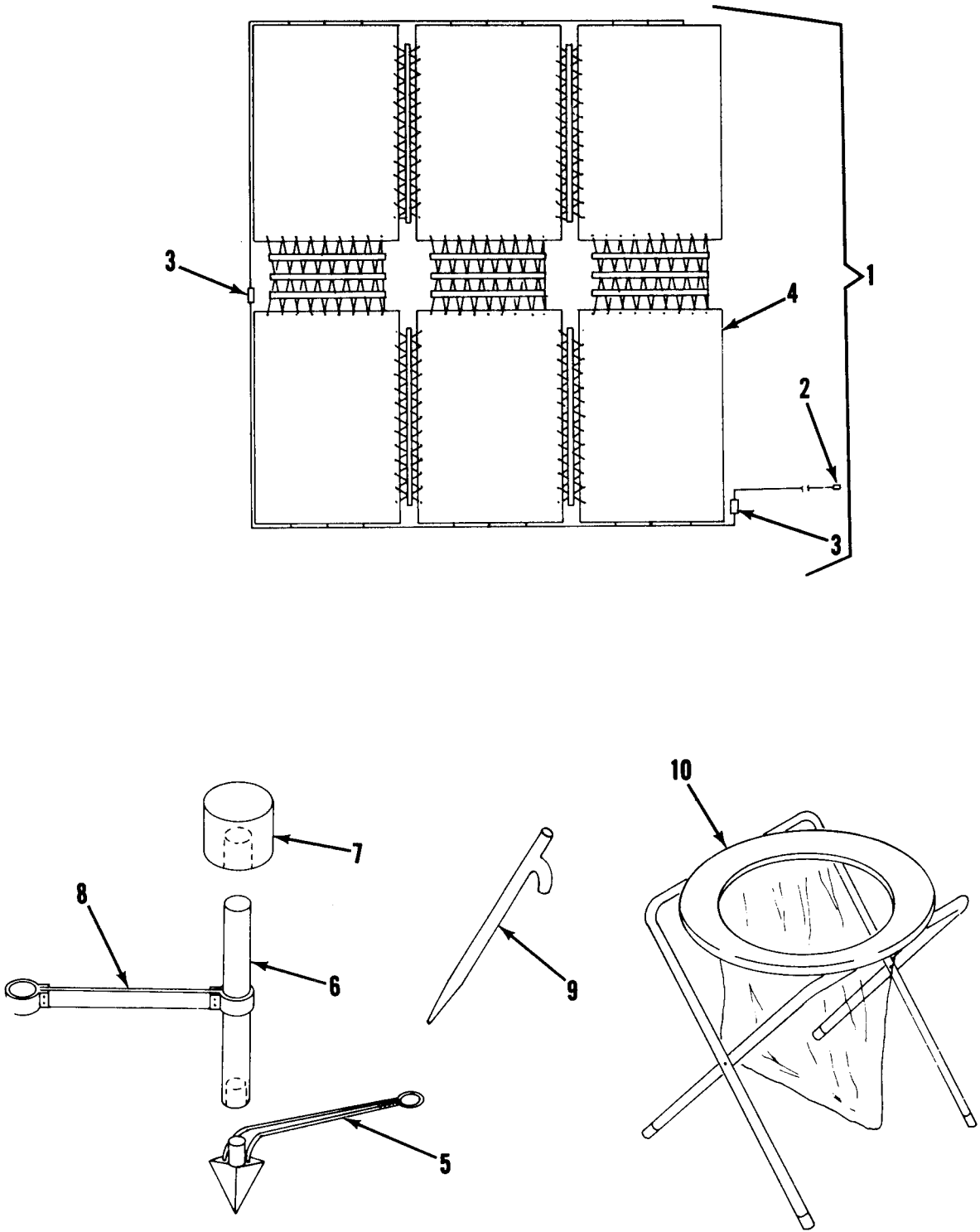
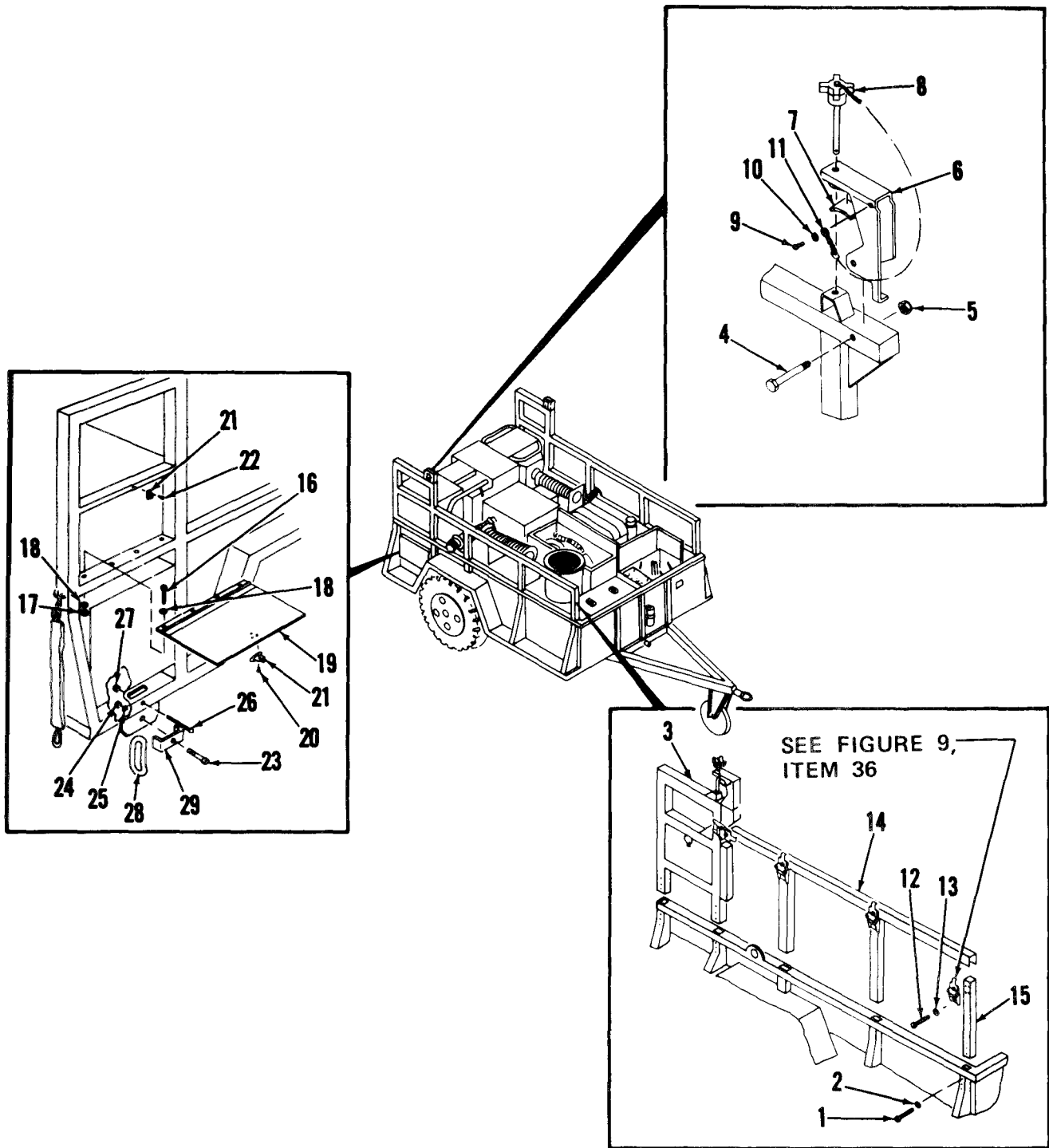


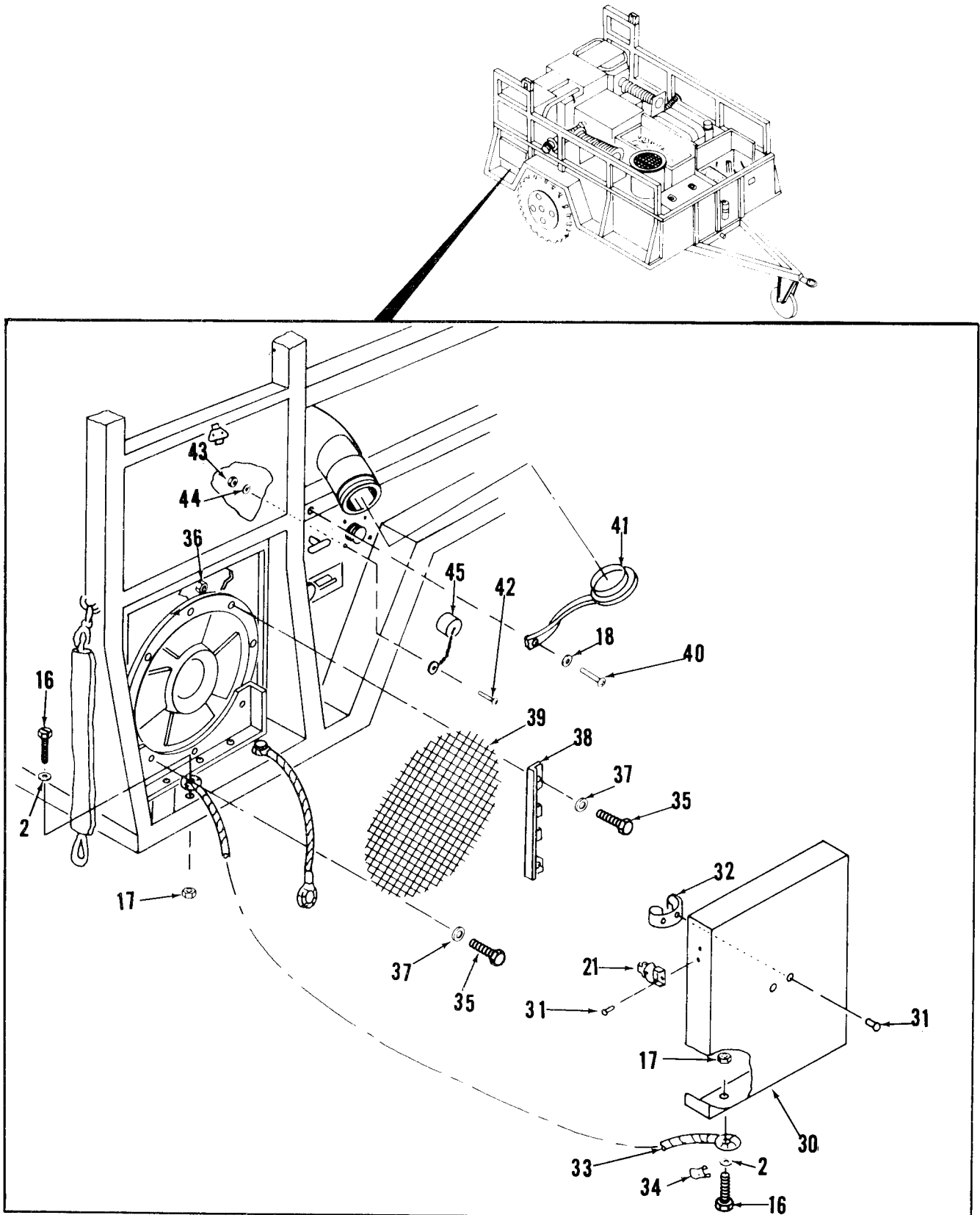
Figure 22. Arctic blanket and shelter system accessories.

AR600513



AR600514

Figure 23 ① Right trailer rack and covers (sheet 1 of 2)



AR600514

Figure 23 ② Right trailer rack and covers. (sheet 2 of 2)

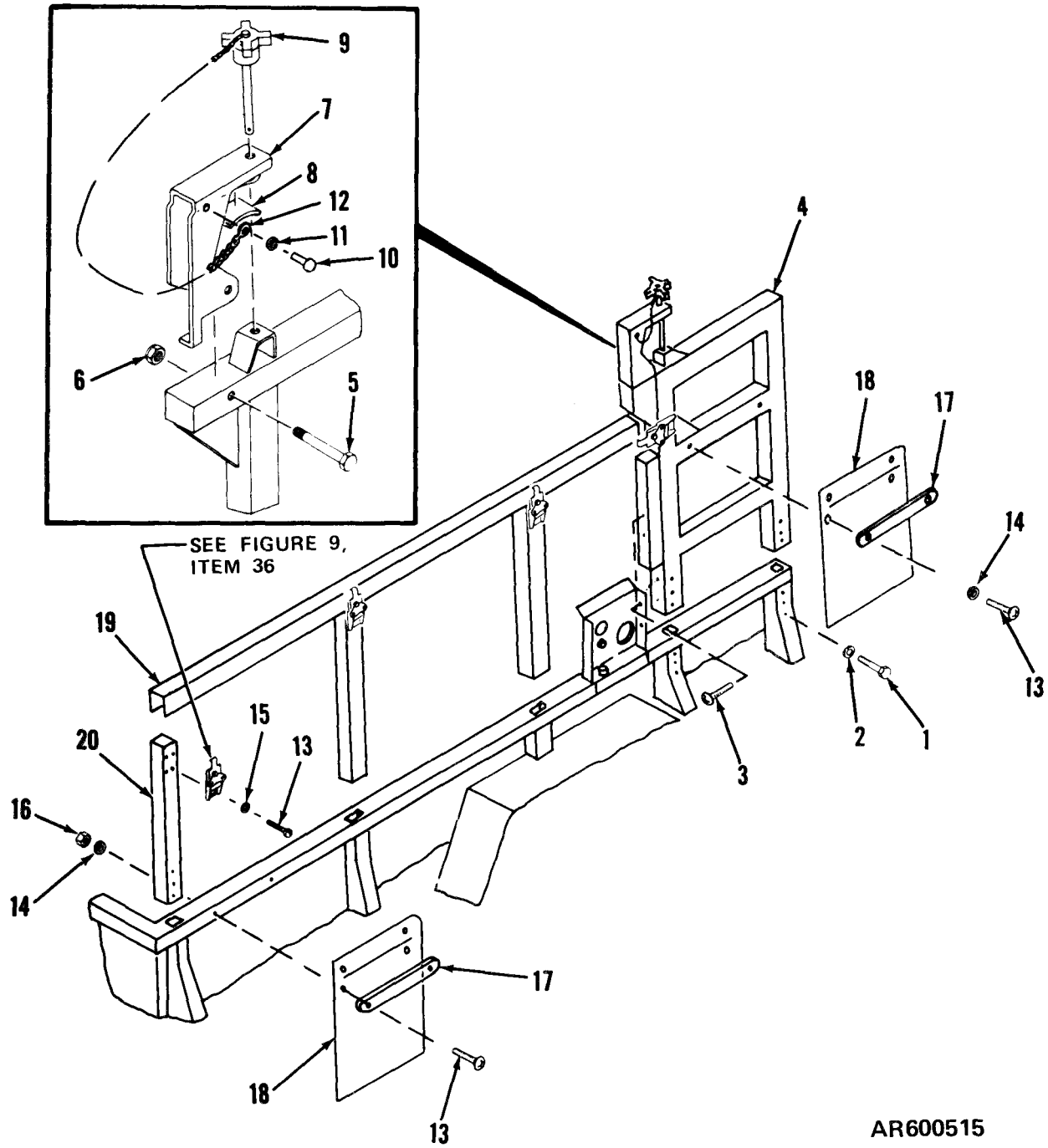
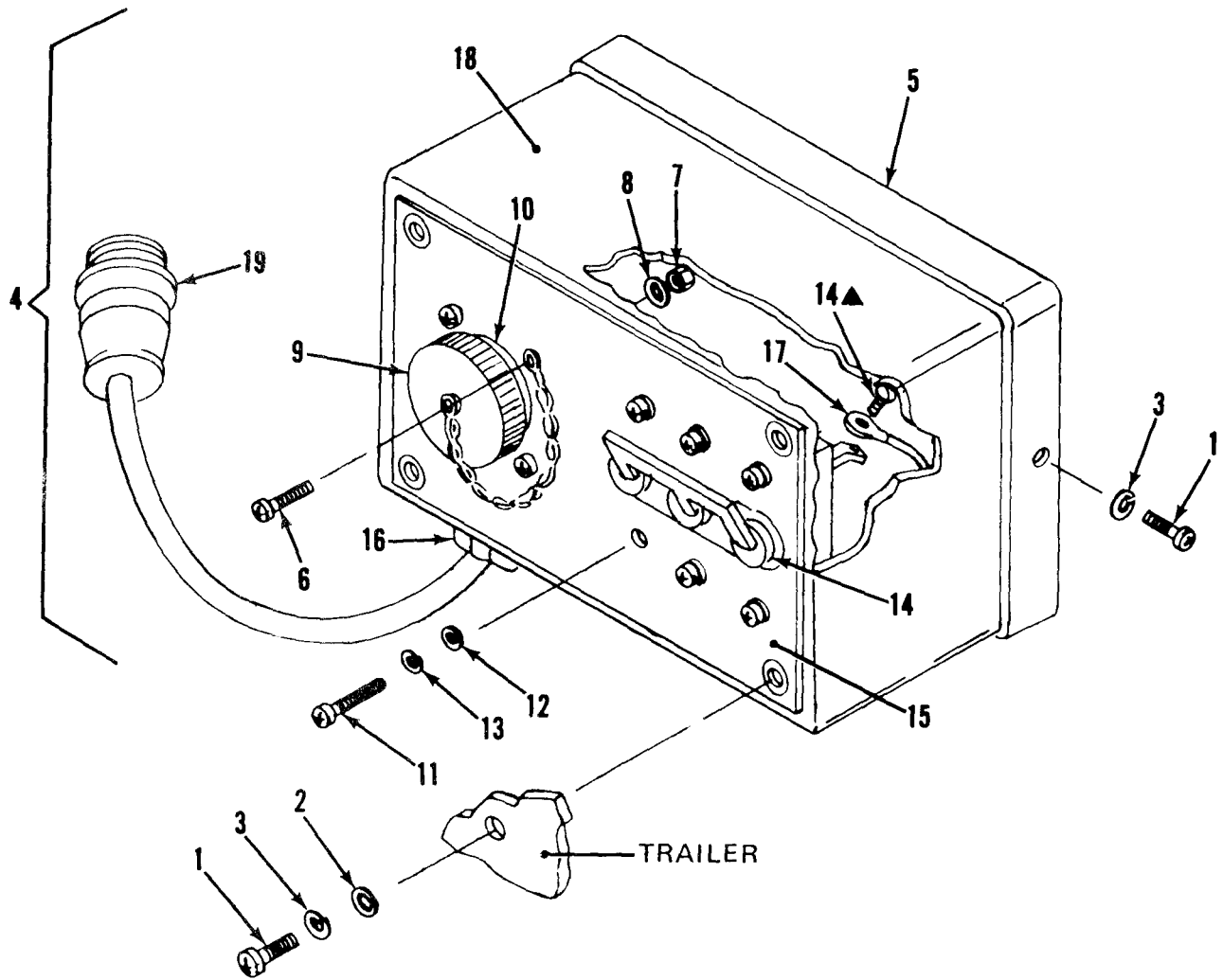


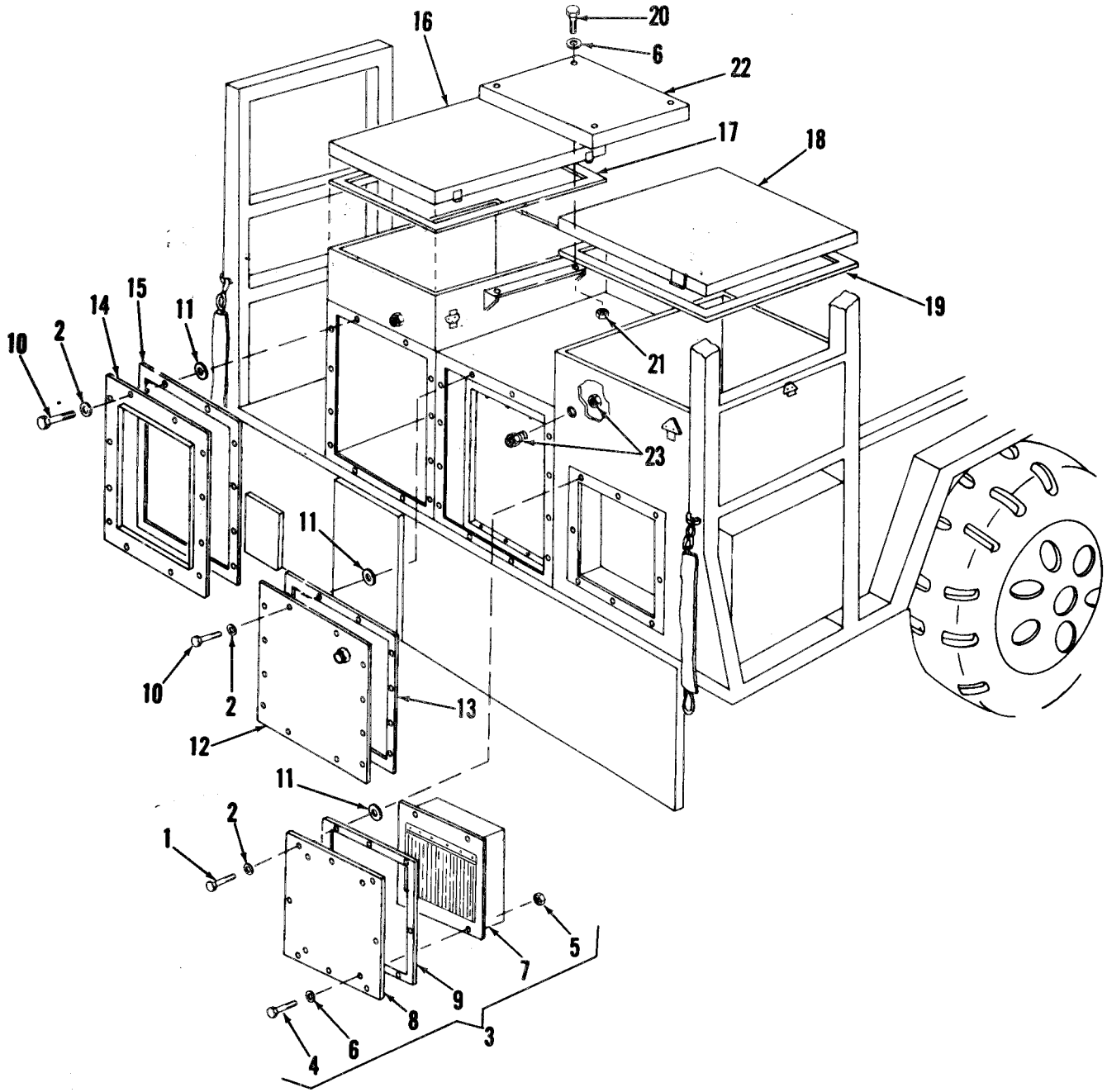
Figure 24. Left trailer rack and tool pouches.



▲FURNISHED WITH BASIC ITEM.

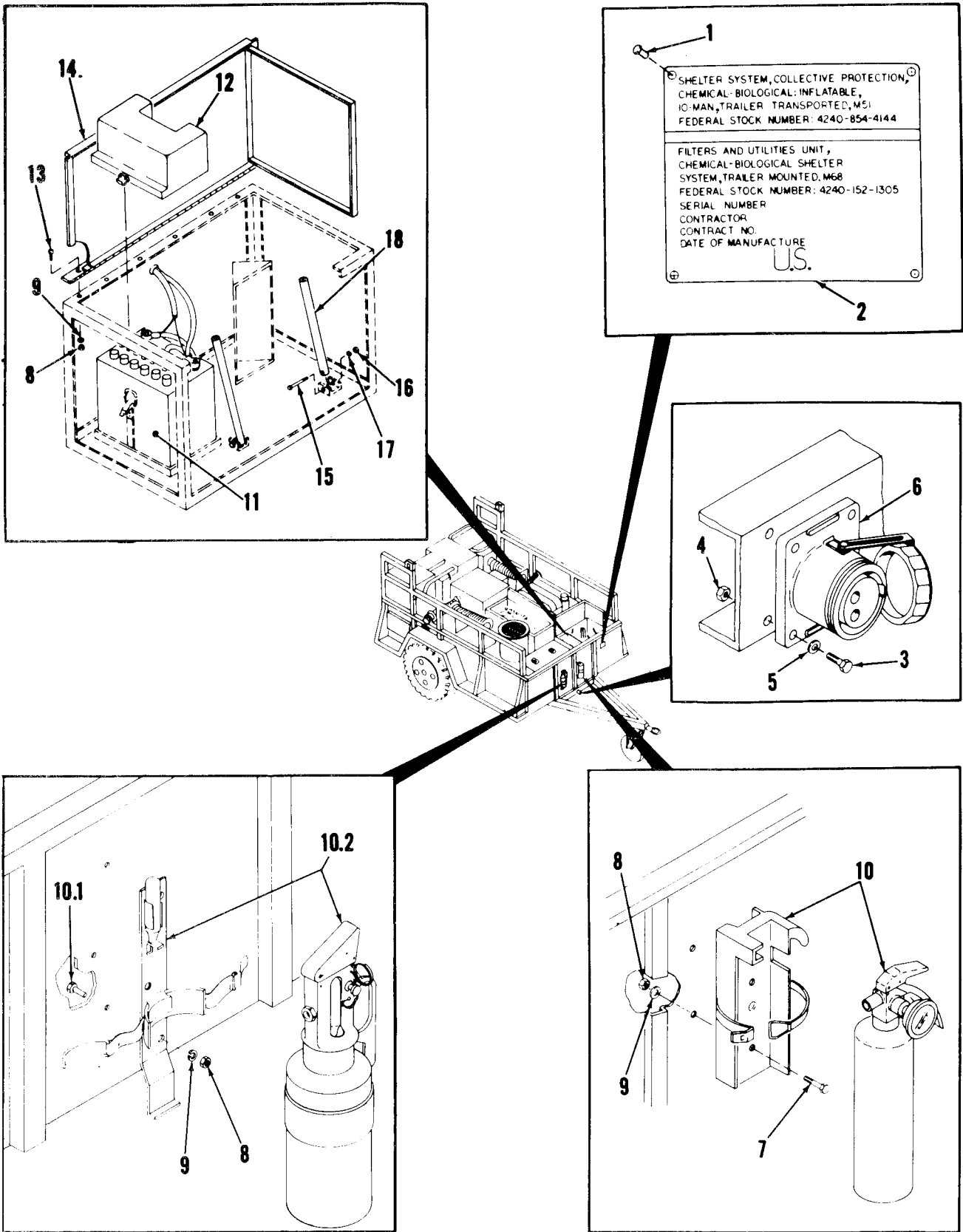
AR600516

Figure 25. Arctic blanket distribution box.



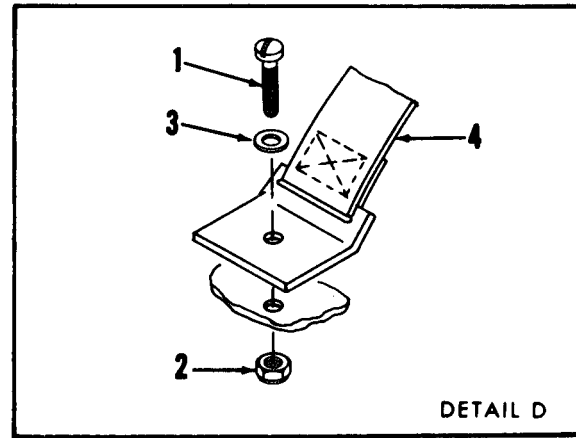
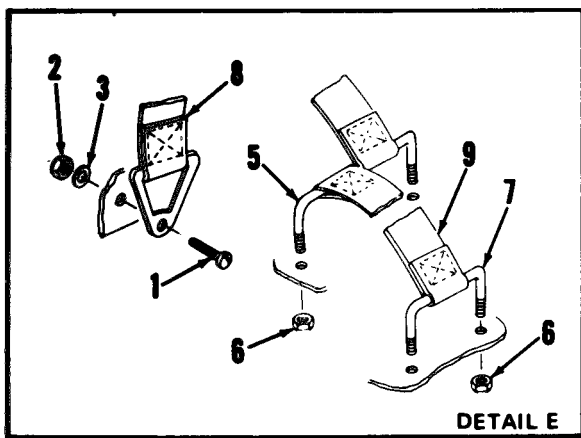
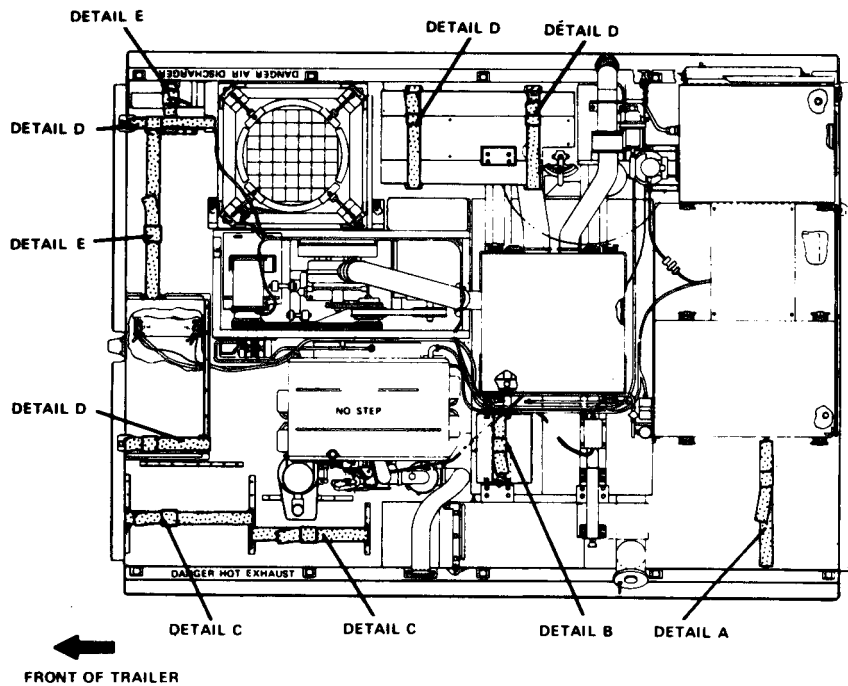
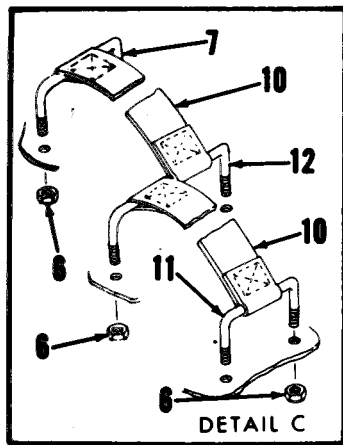
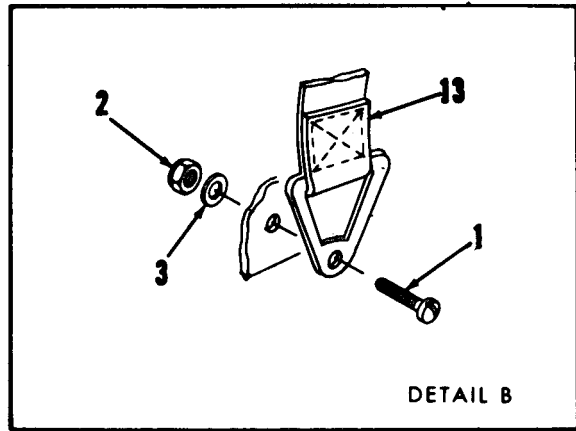
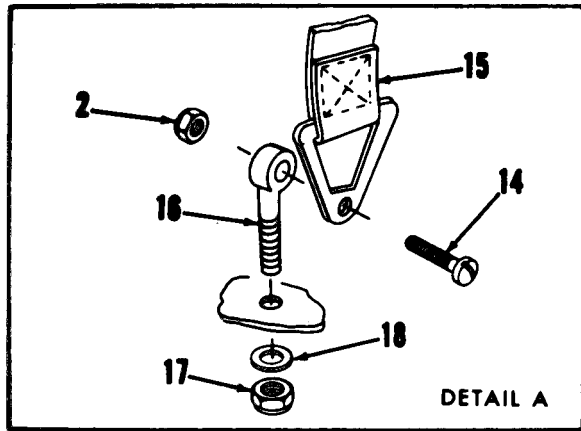
AR600517

Figure 26. Access covers and power supply.



AR600518

Figure 27. Battery, fire extinguisher, decontaminating apparatus, and trailer receptacle.



AR600519

Figure 28. Strap assemblies.

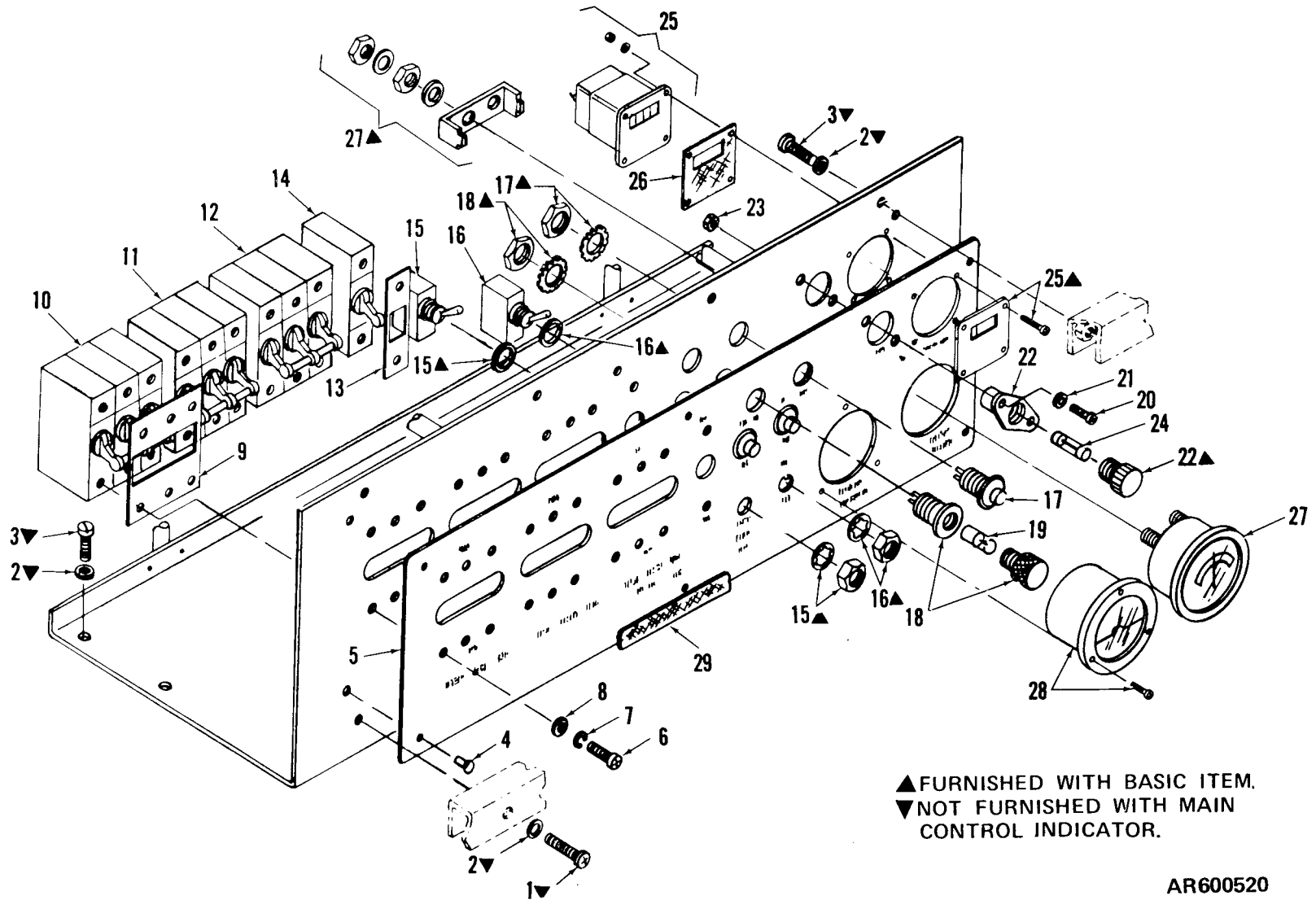
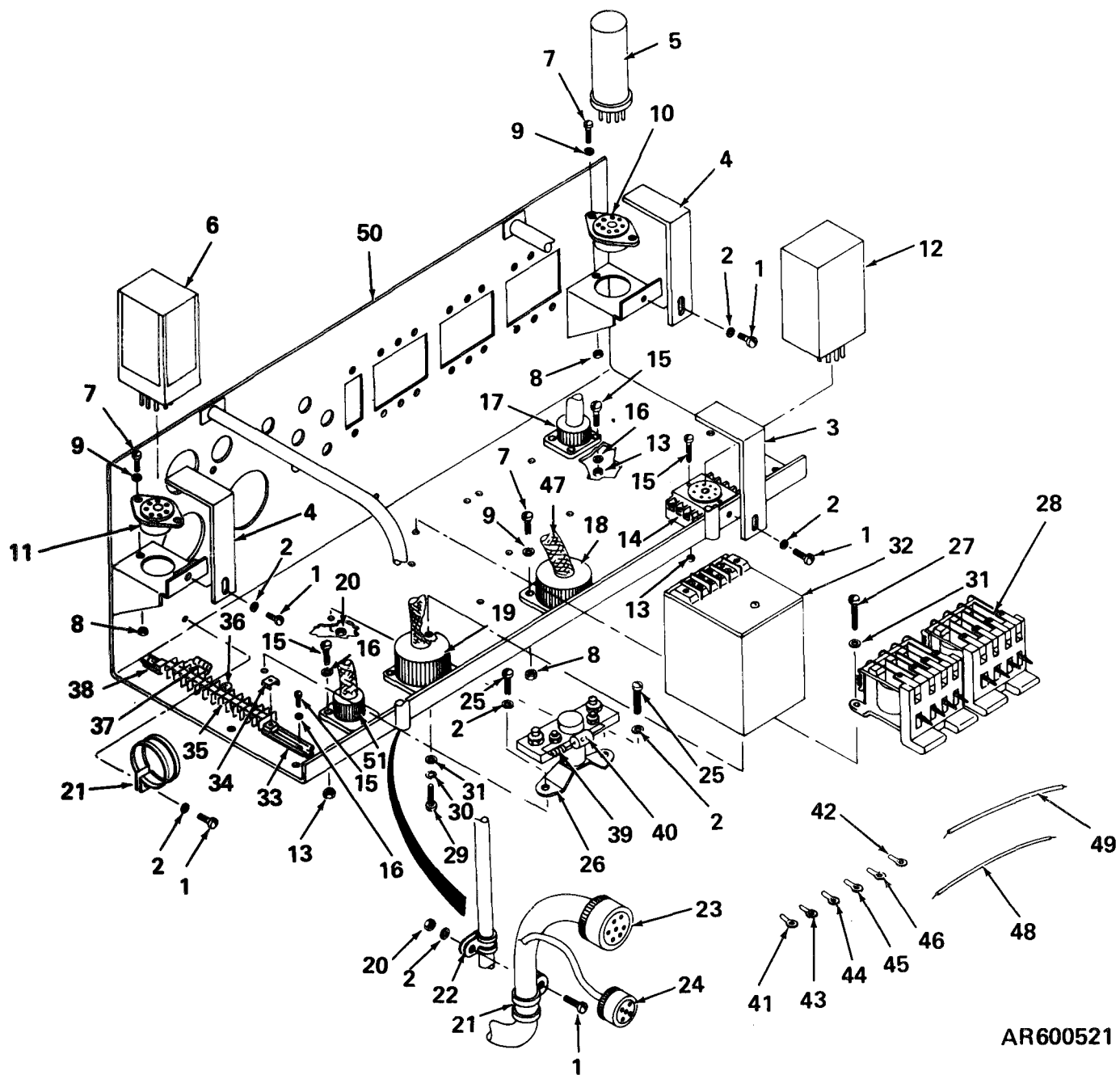
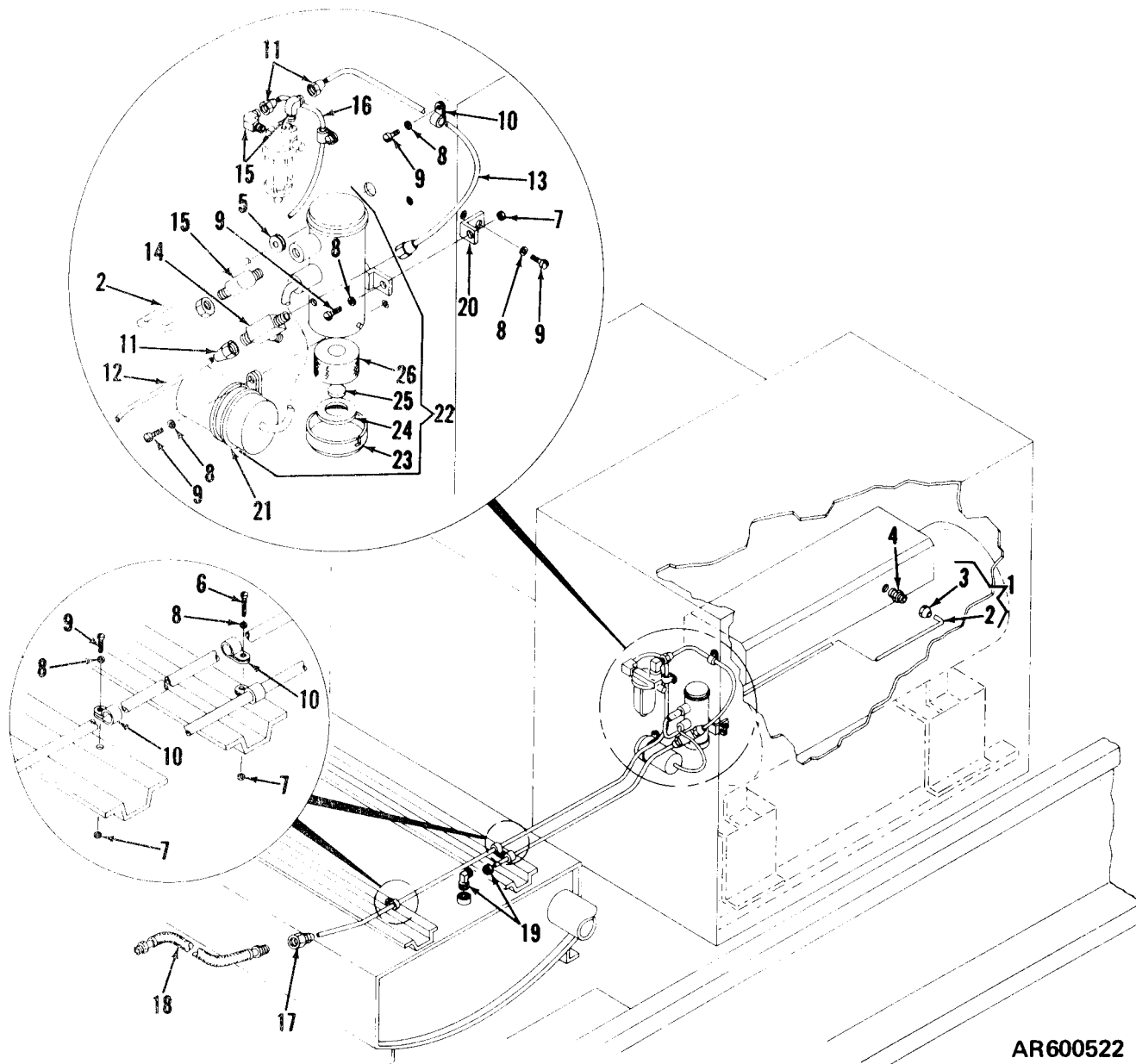


Figure 29. Main control-indicator (front view).



AR600521

Figure 30. Main control-indicator (rear view).



AR600522

Figure 31. Fuel lines and pump.

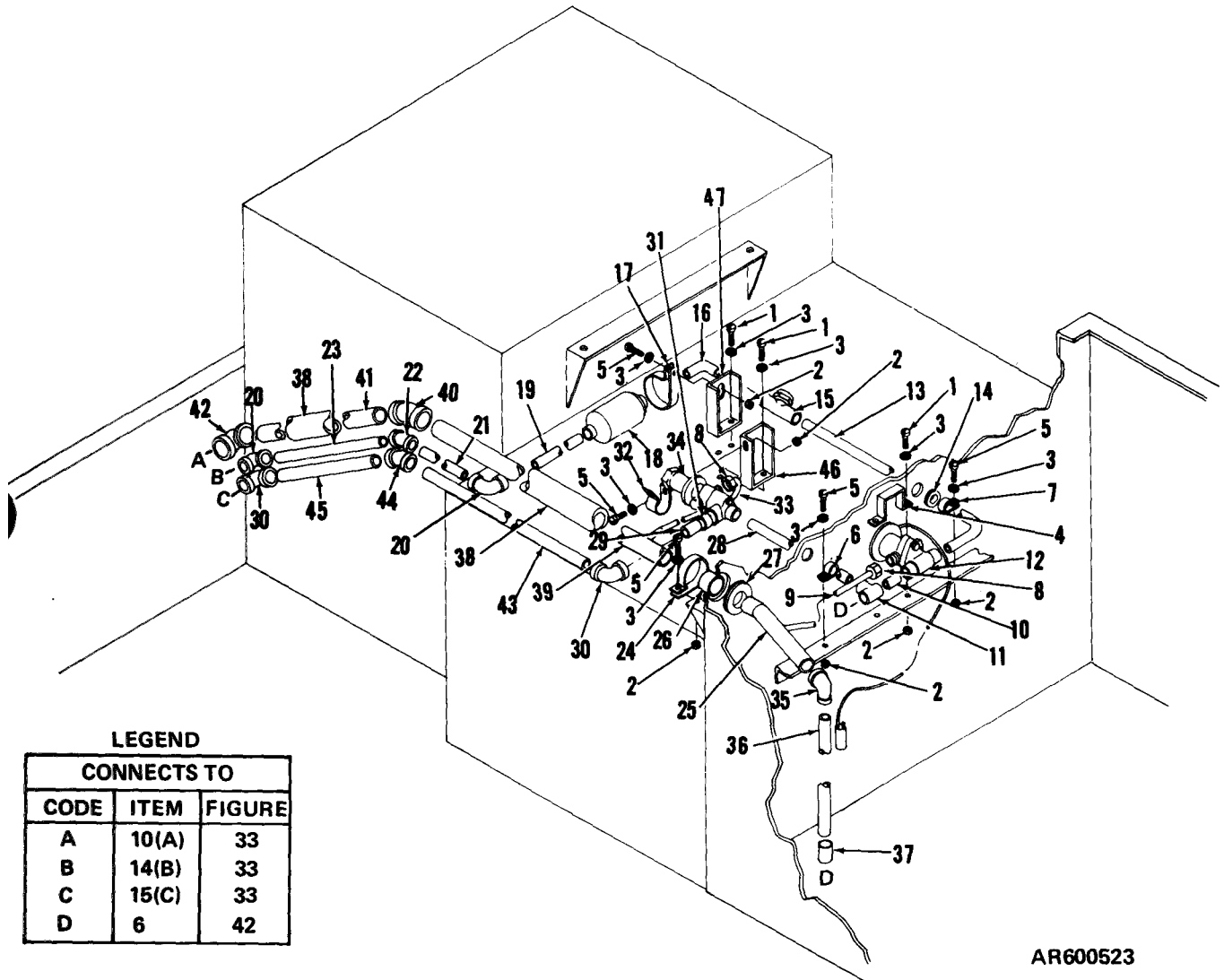


Figure 32. Refrigeration tubing assembly.

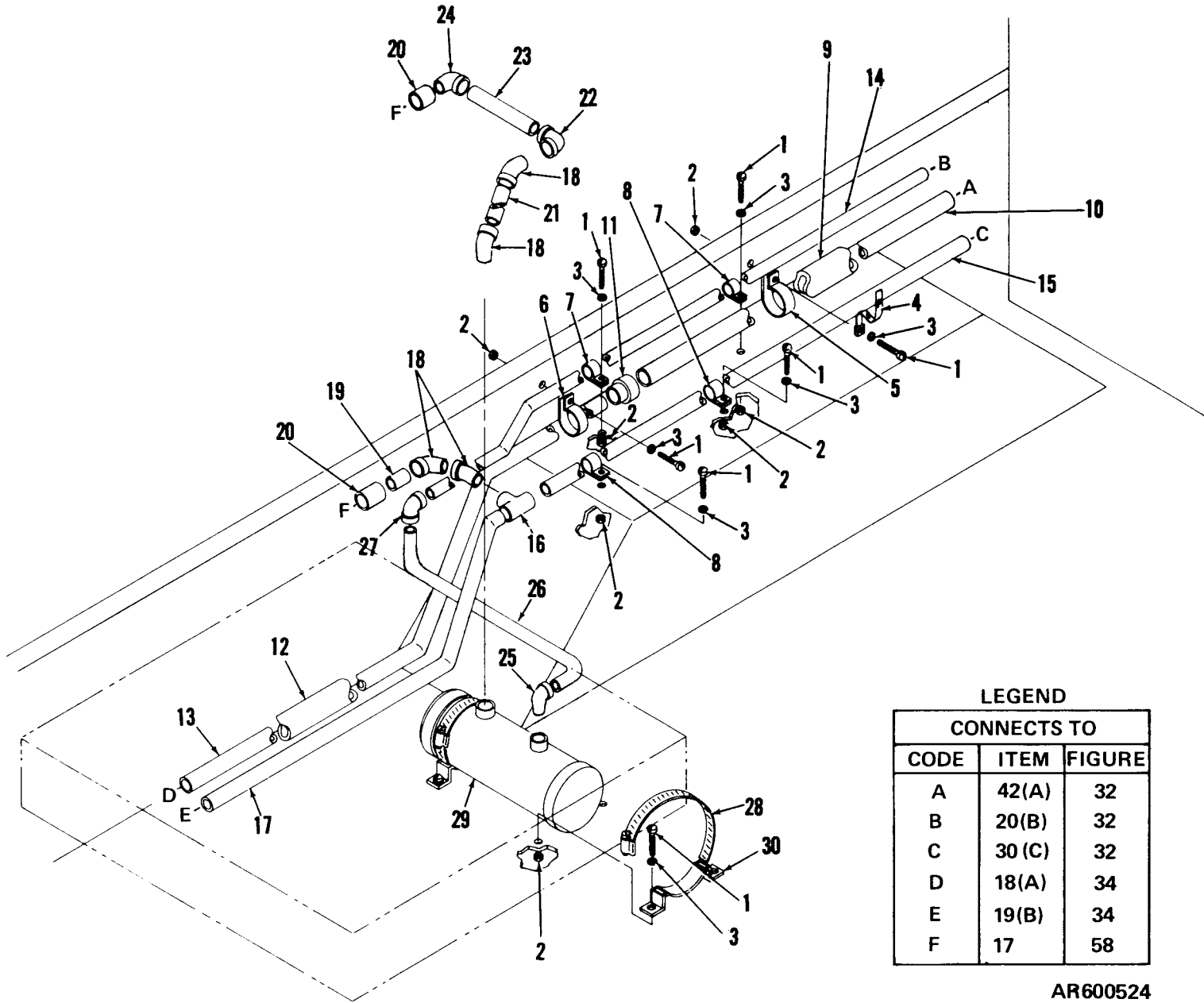


Figure 33. Refrigeration tubing assembly (continued).

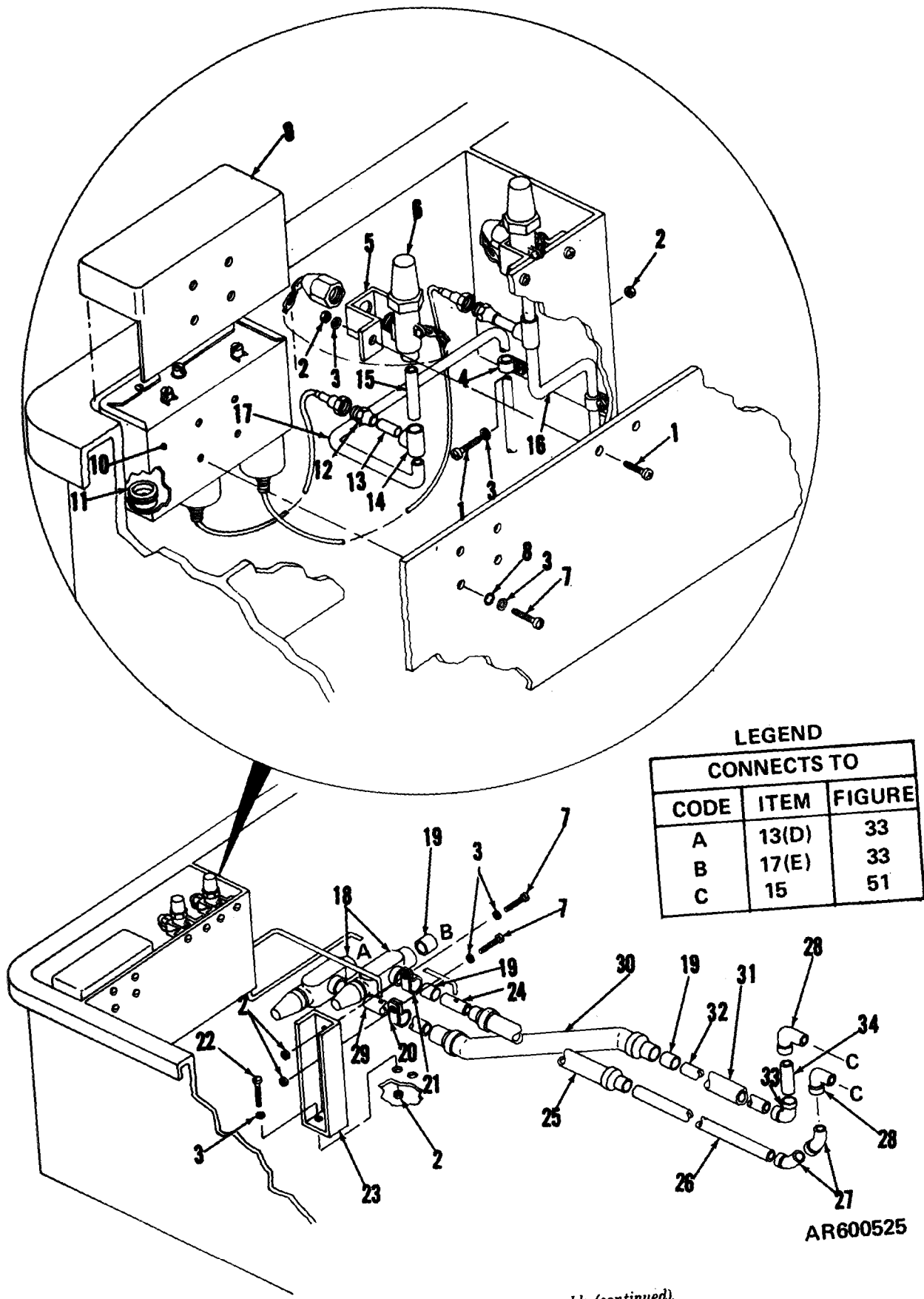


Figure 34. Refrigeration tubing assembly (continued).

LEGEND

CODE	CONNECTS TO
A	AUXILIARY CONTROL-INDICATOR
B	EVAPORATOR FAN
C	EVACUATION FAN
D	RFI FILTER
E	RECEPTACLE CONNECTOR (SLAVE)
F	ENGINE STARTER

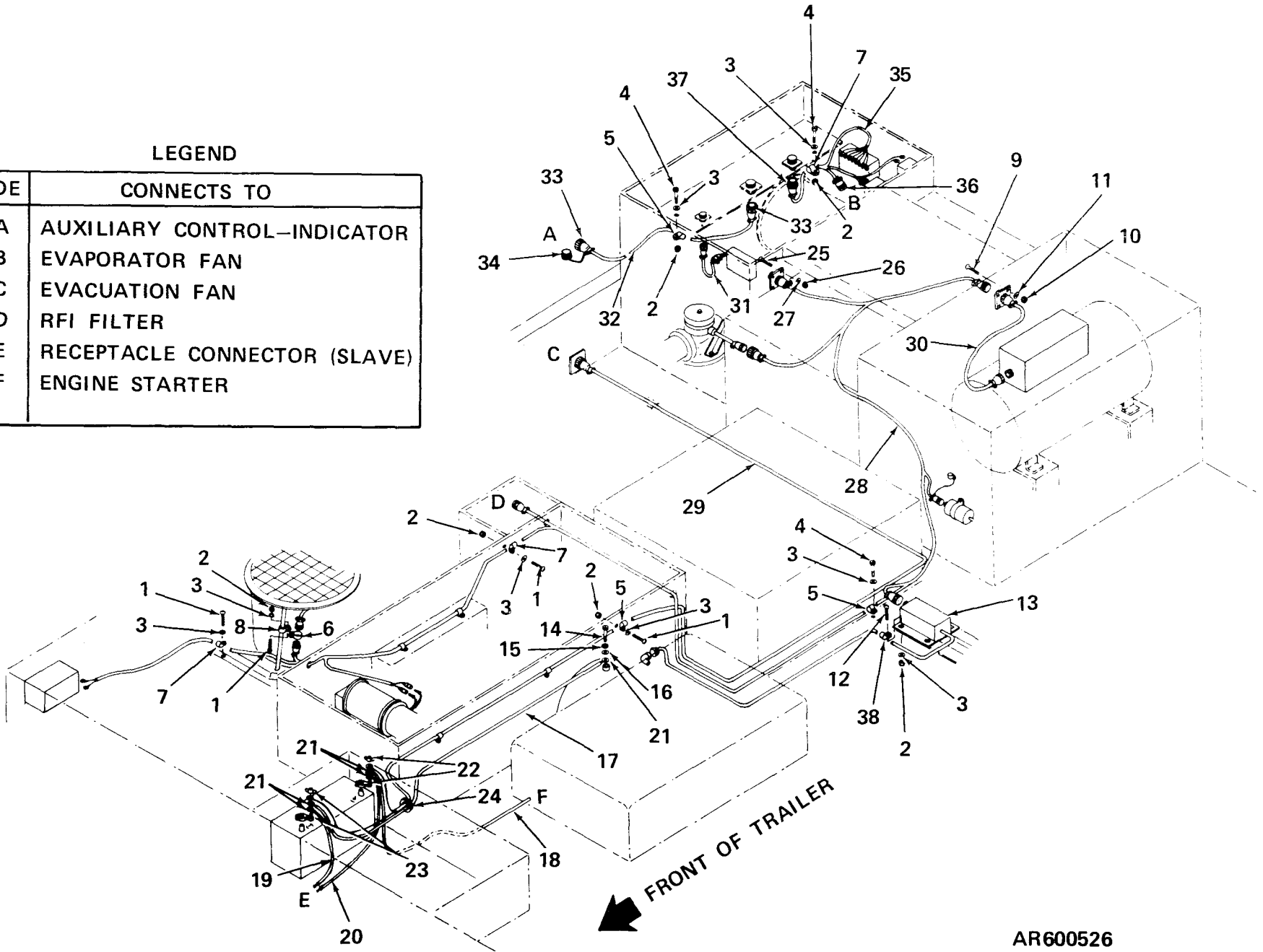


Figure 35. Electrical wiring.

AR600526

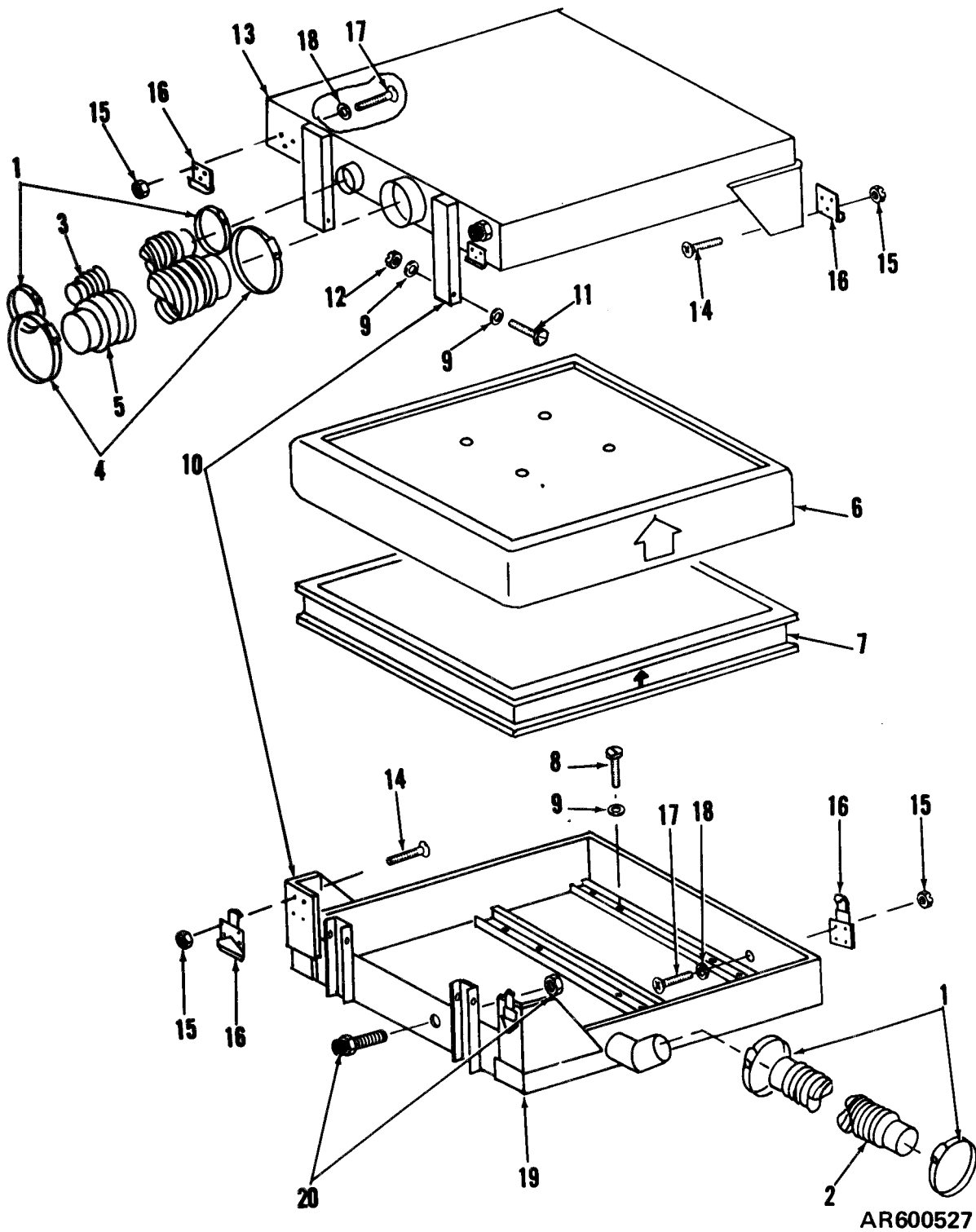
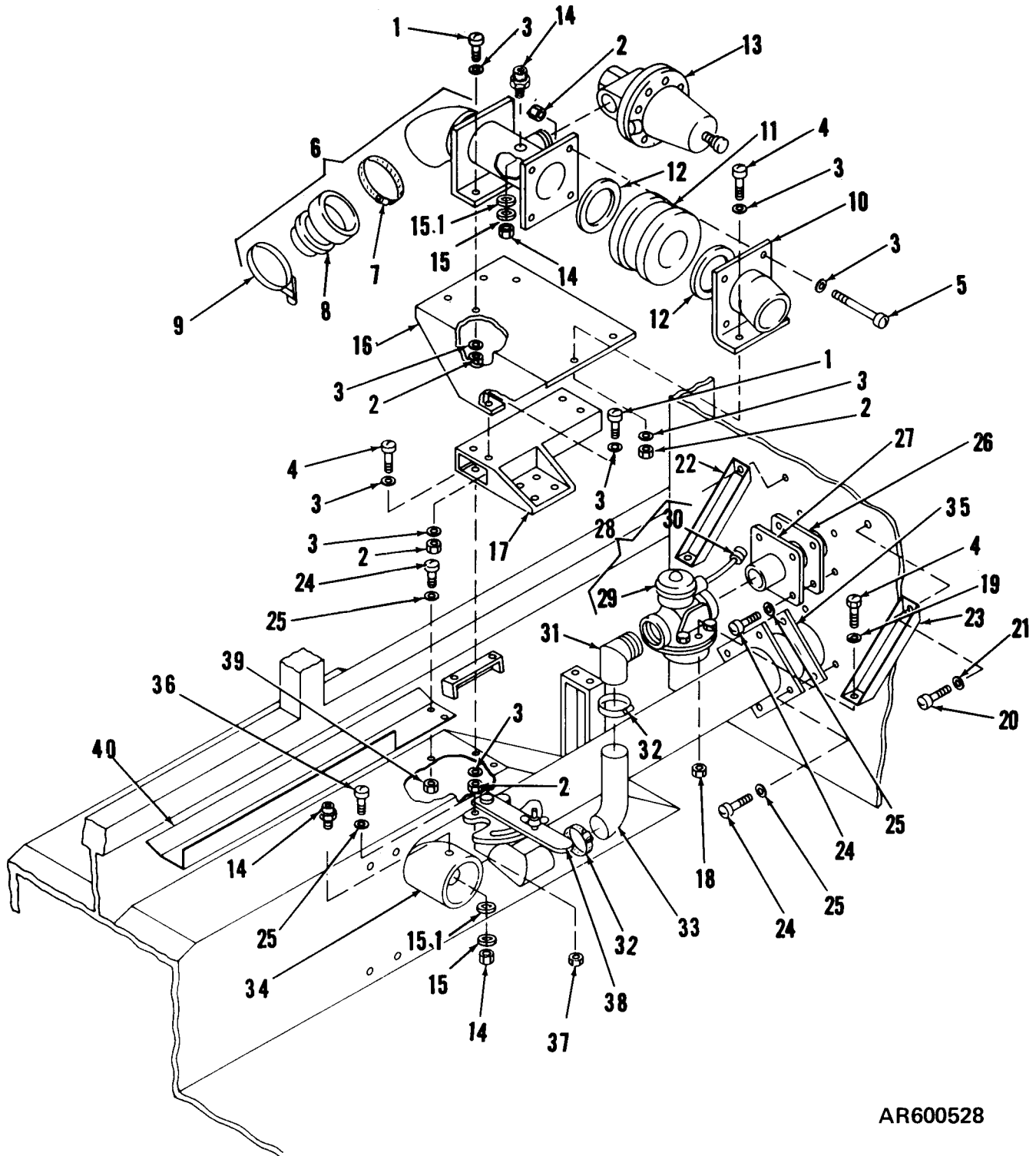


Figure 36. Gas-particulate filter assembly.



AR600528

Figure 37. Air ducts, valving, and related components.

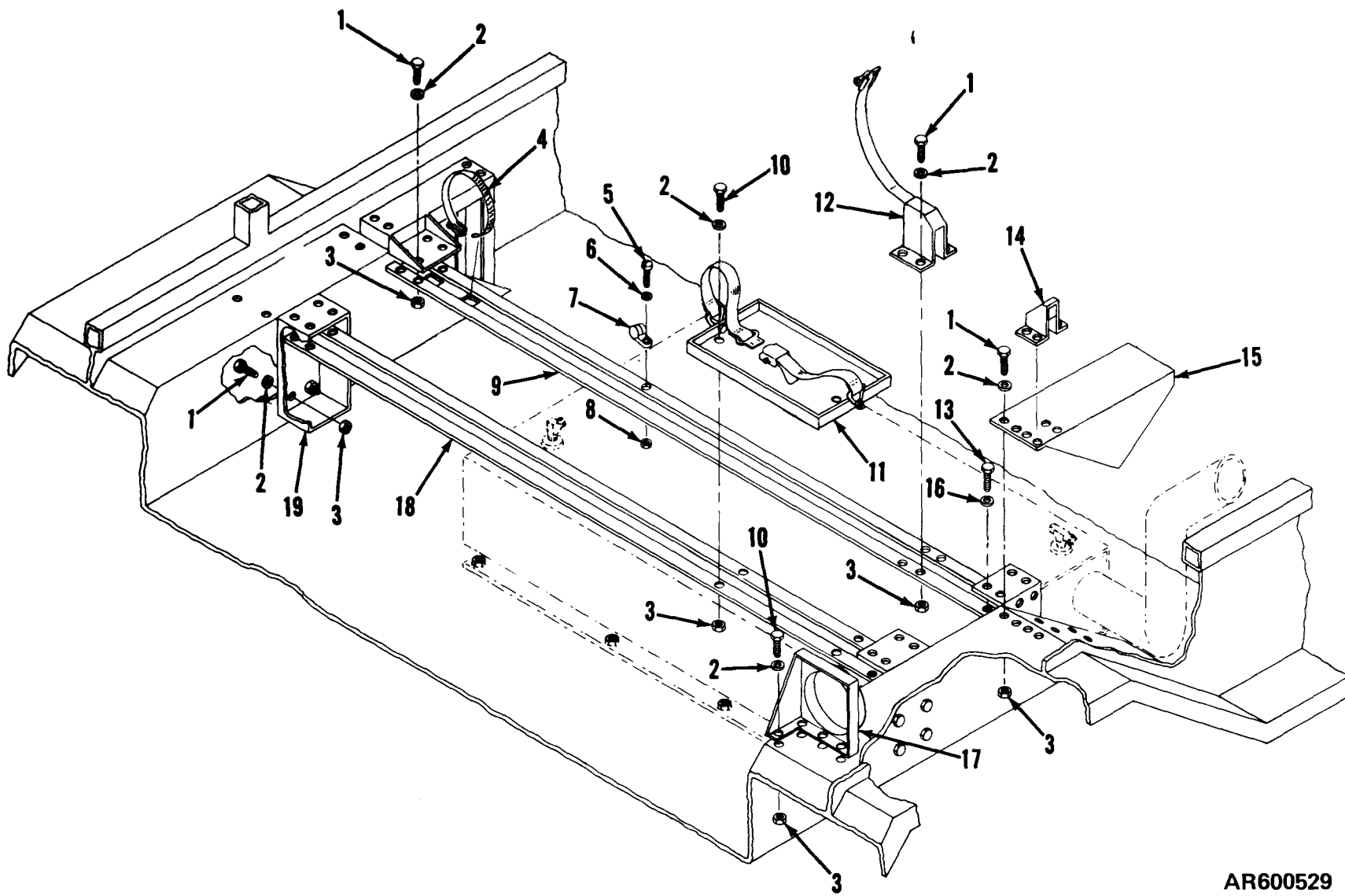
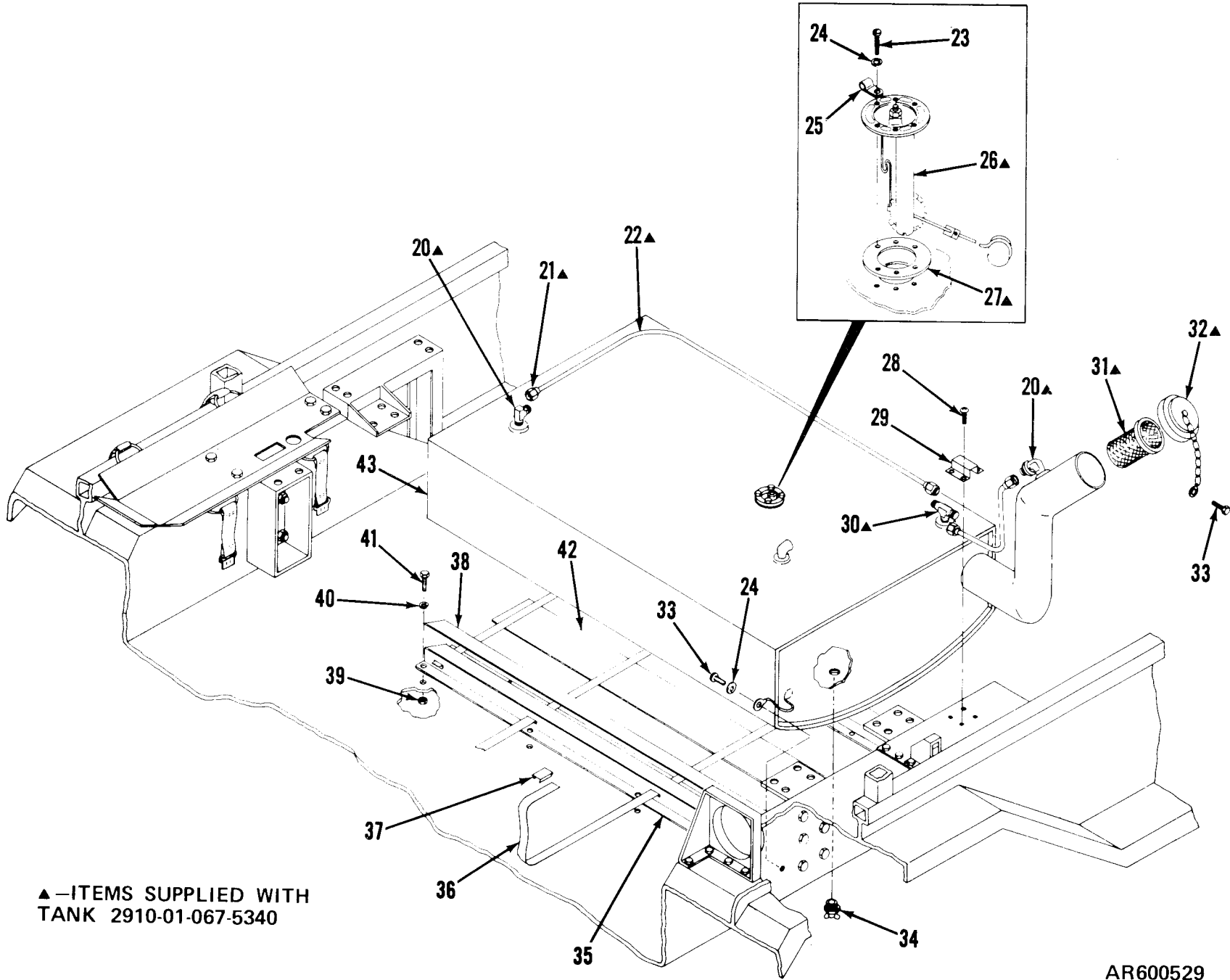


Figure 38 ①. Fuel tank installation (Sheet 1 of 2).



▲—ITEMS SUPPLIED WITH
TANK 2910-01-067-5340

AR600529

Figure 38 (2). Fuel tank installation (Sheet 2 of 2).

▲ FURNISHED WITH BASIC ITEM.

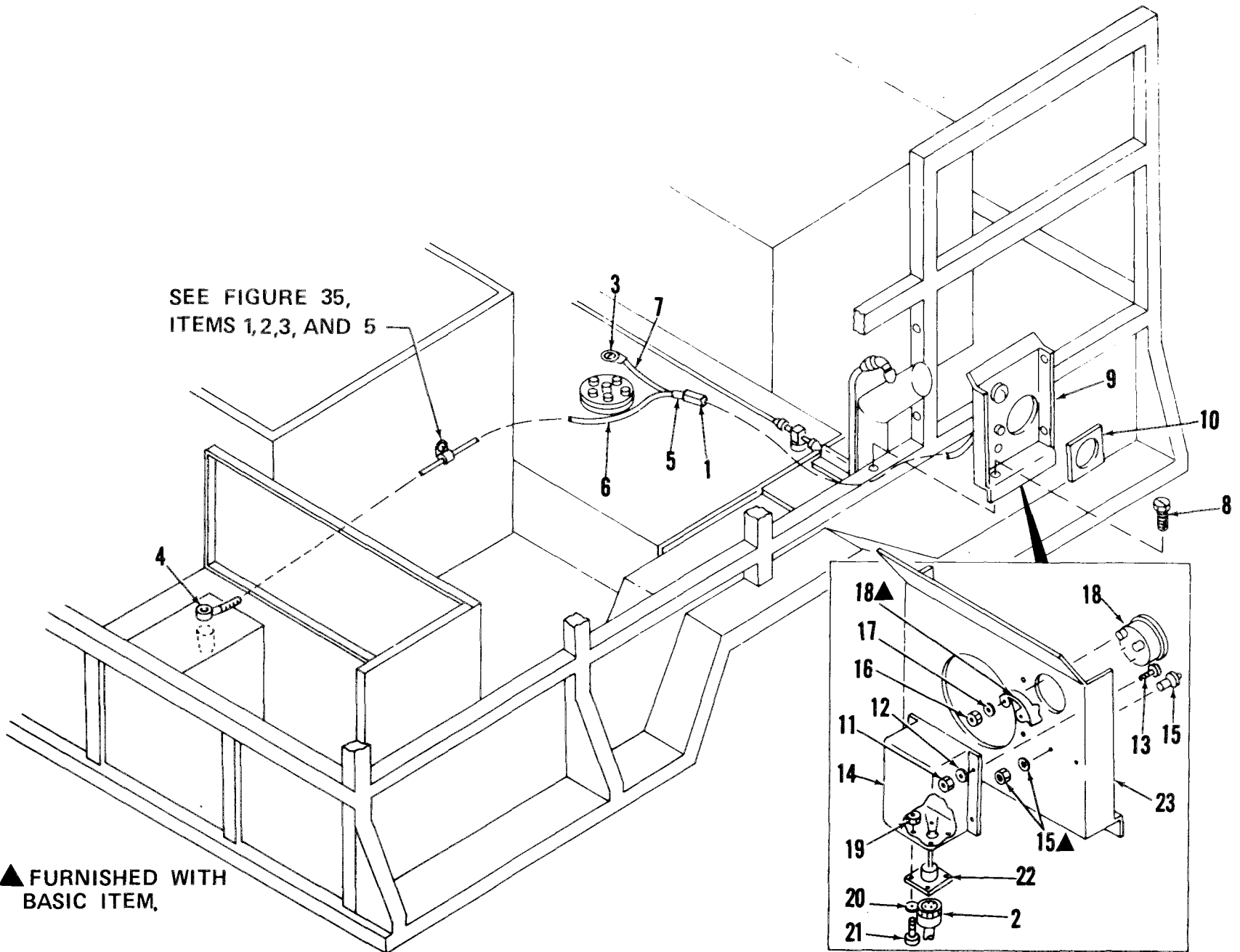
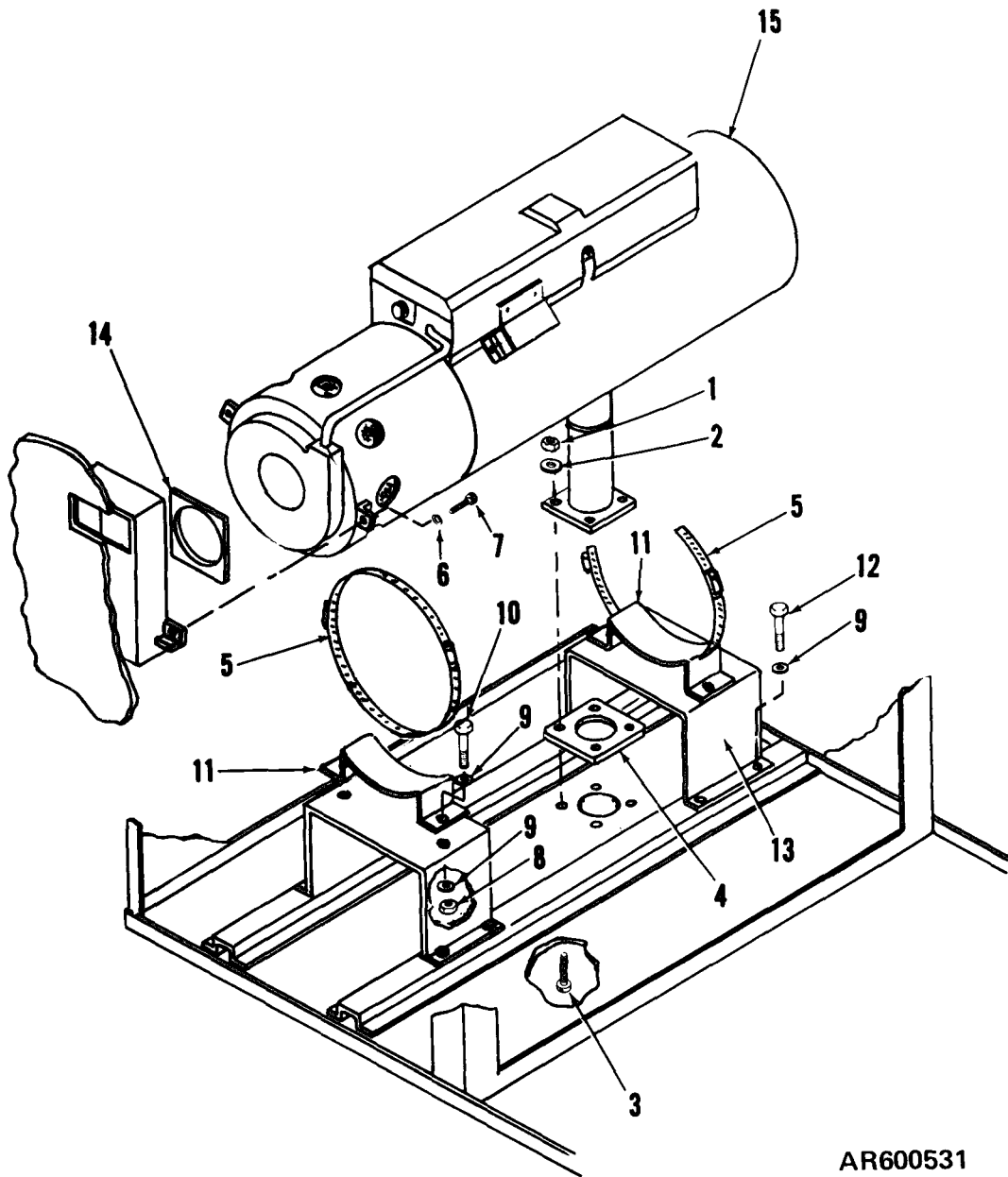


Figure 39. Fuel gage.

AR600530



AR600531

Figure 40. Space heater and mounting hardware.

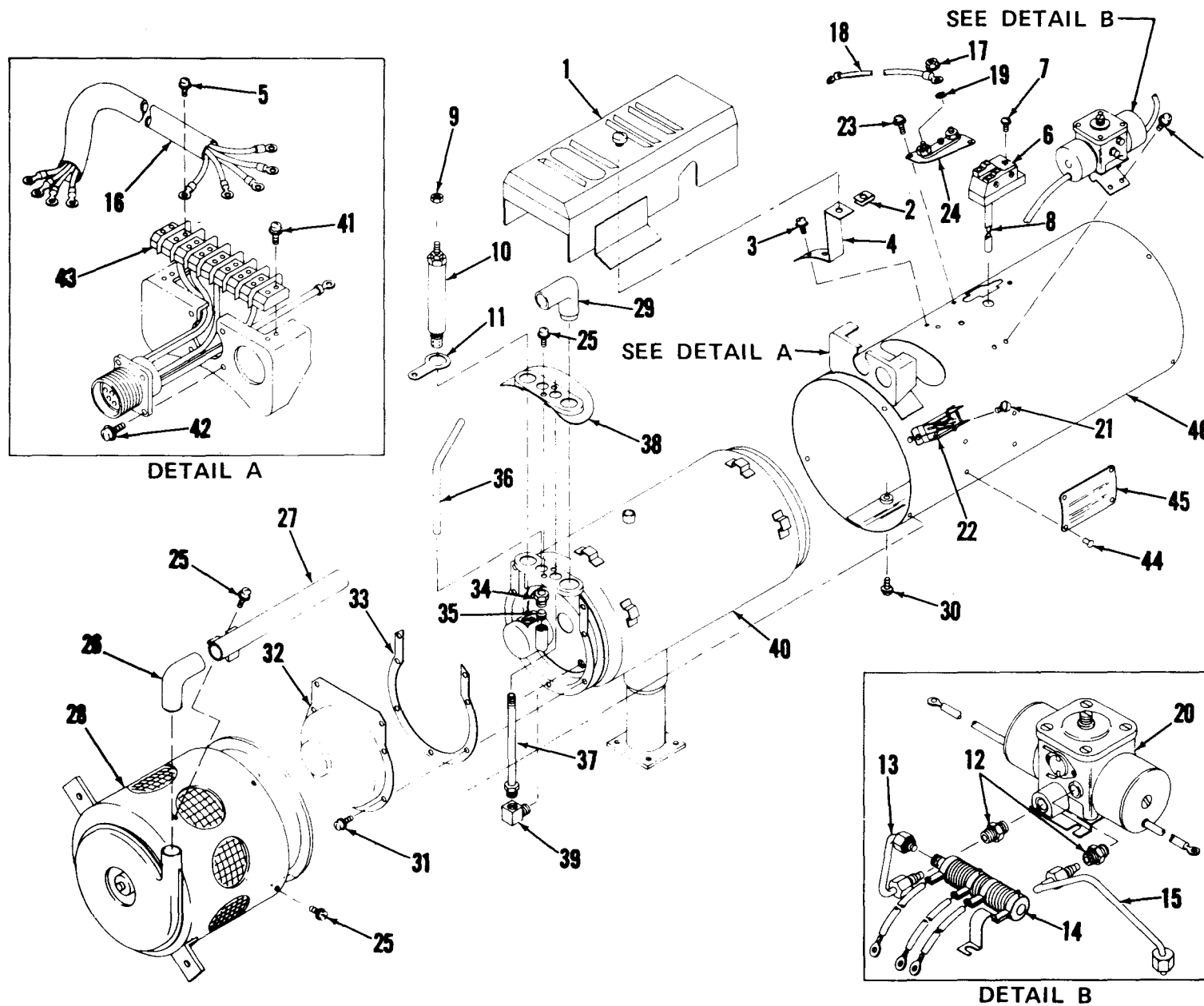
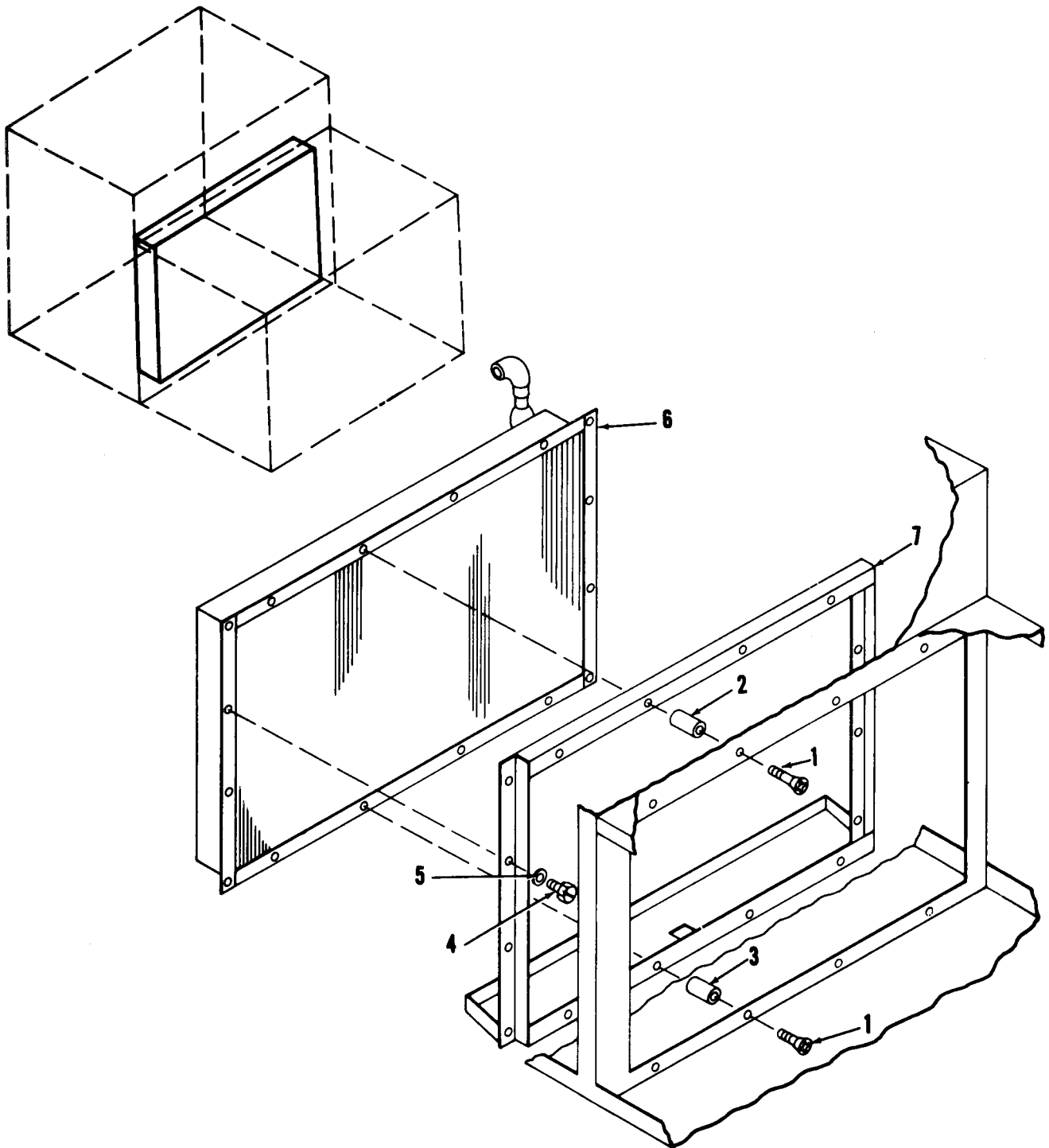


Figure 41. Space heater assembly.

AR600532



AR600533

Figure 42. Evaporator coil.

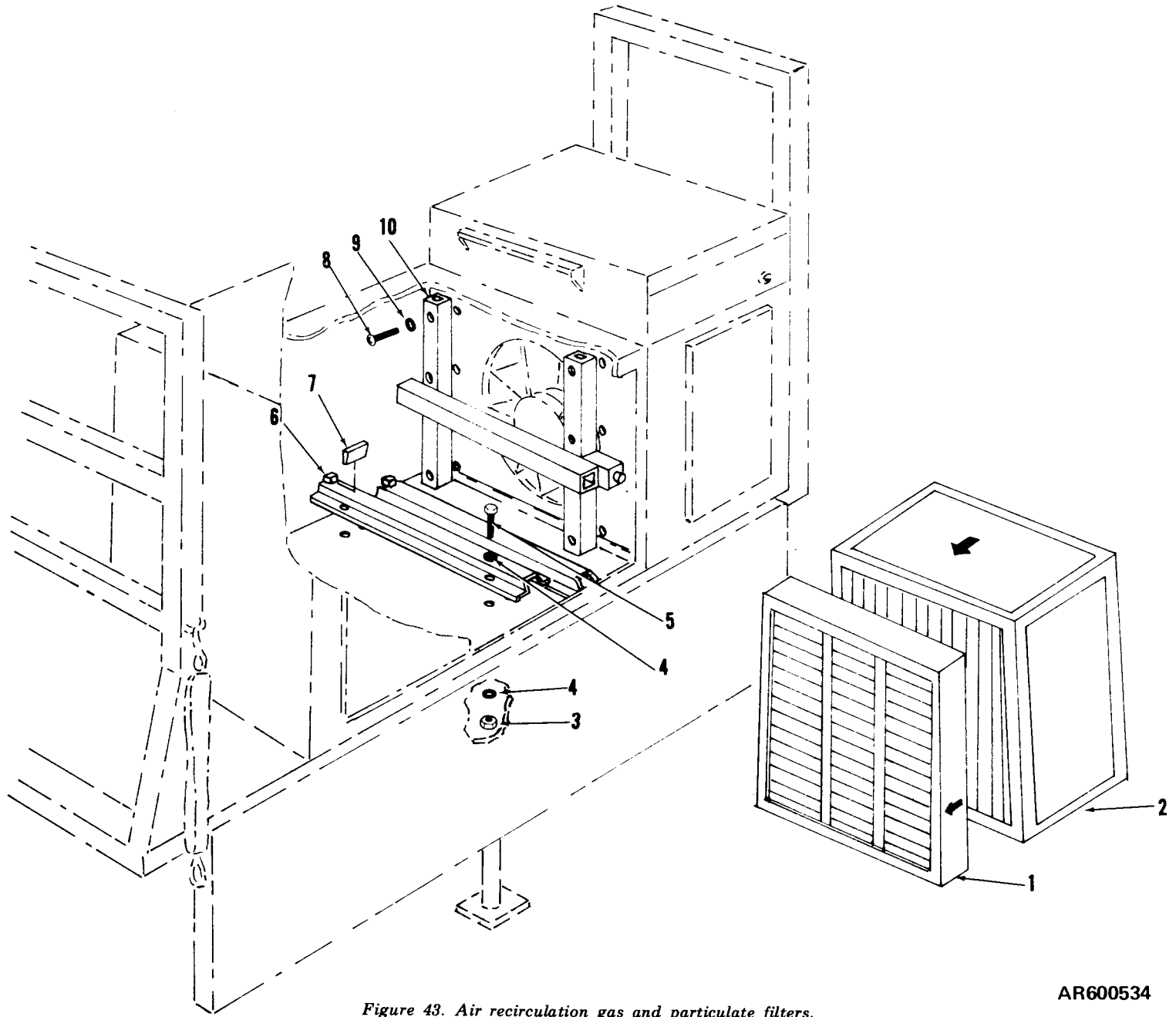


Figure 43. Air recirculation gas and particulate filters.

AR600534

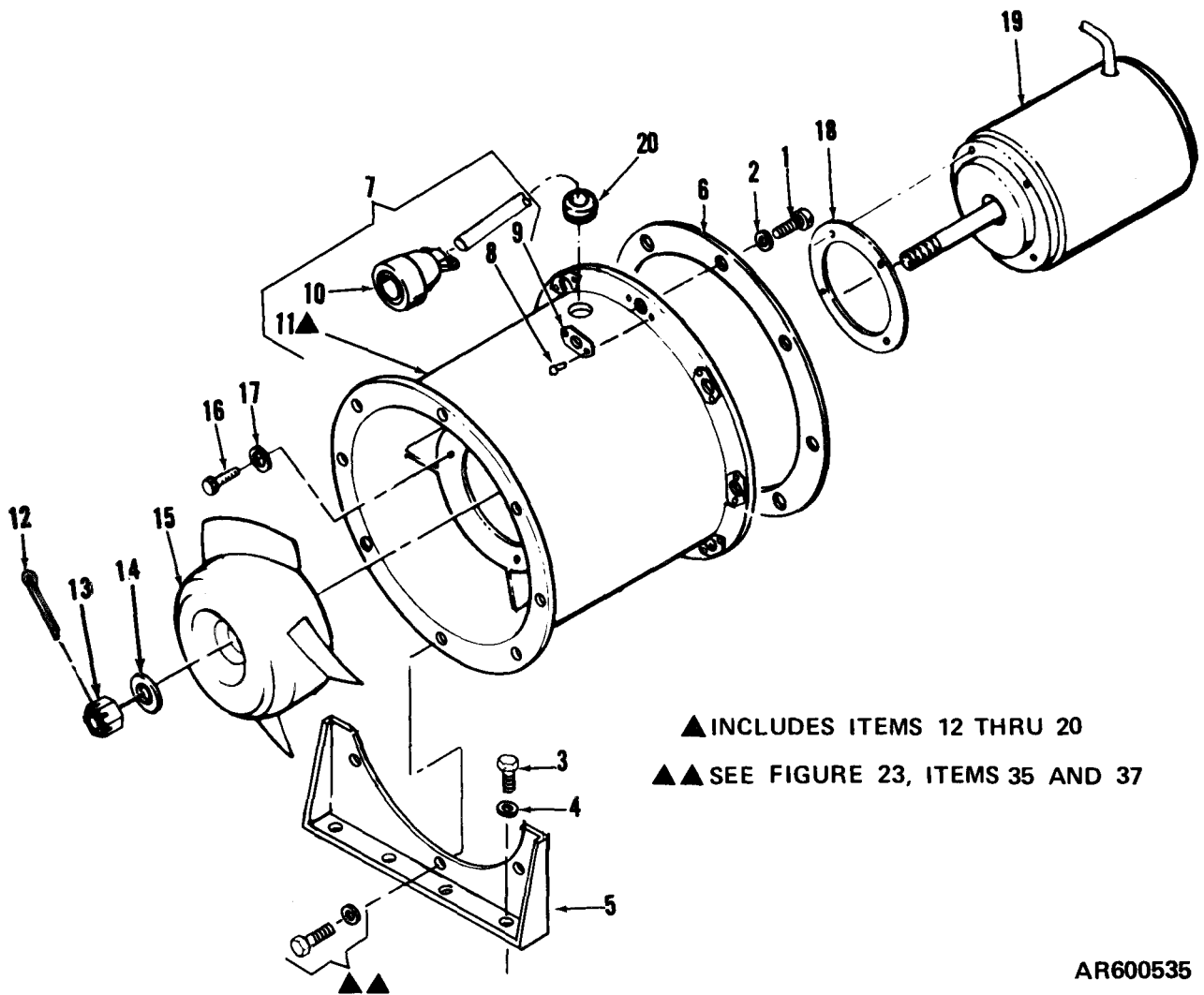
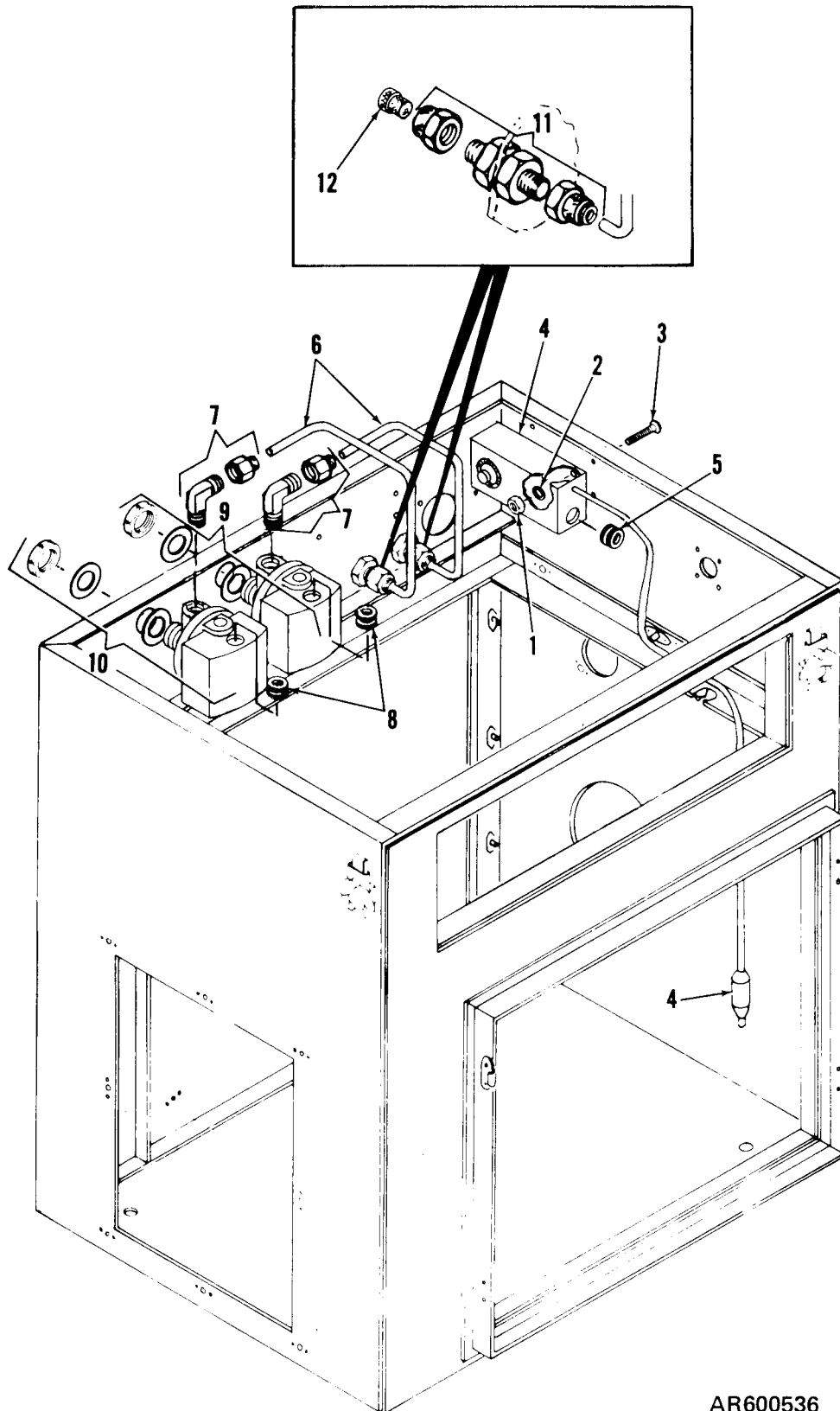


Figure 44. Evaporator vaneaxial fan.



AR600536

Figure 45. Temperature and pressure switches.

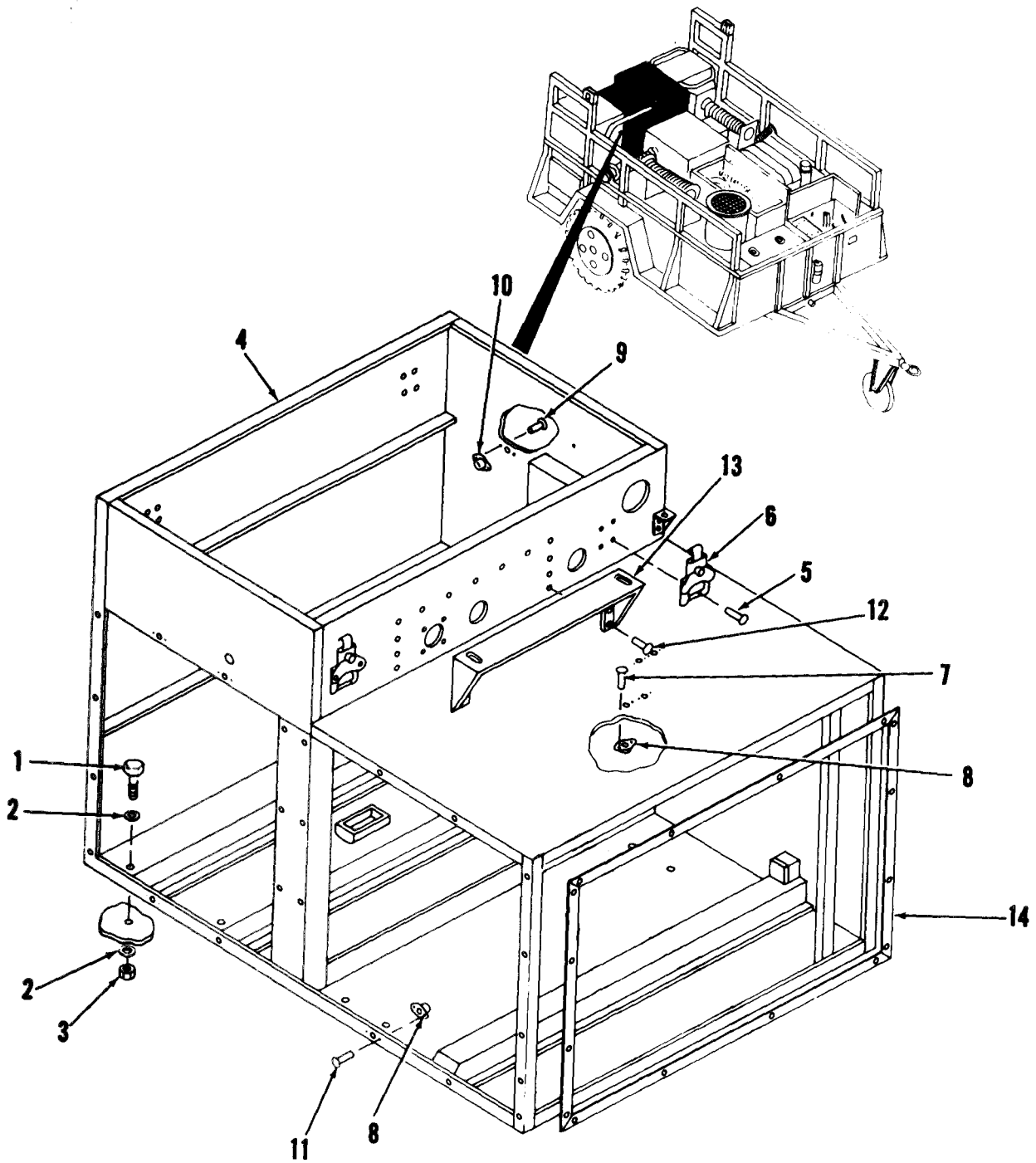
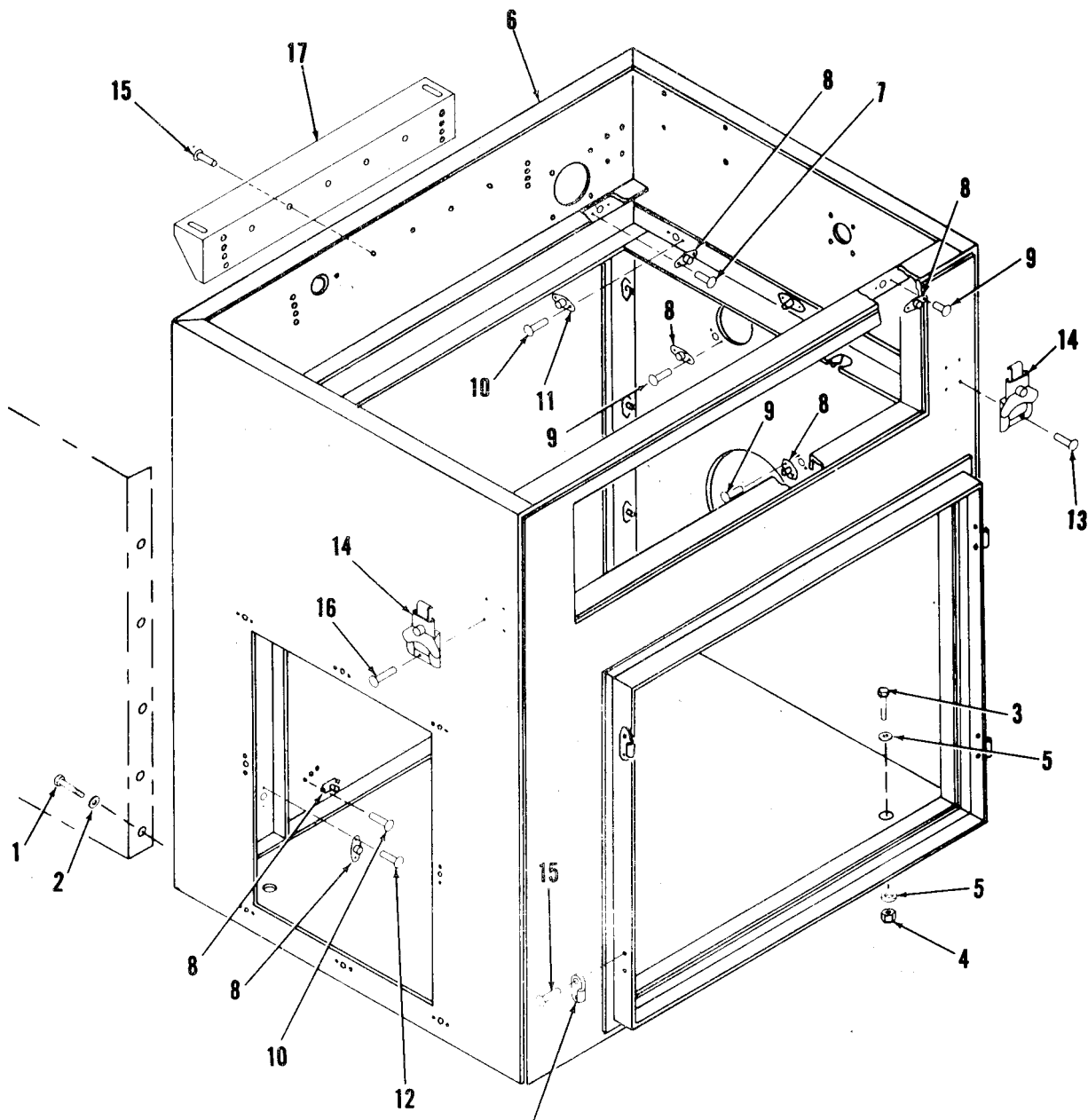


Figure 46. Outlet enclosure.

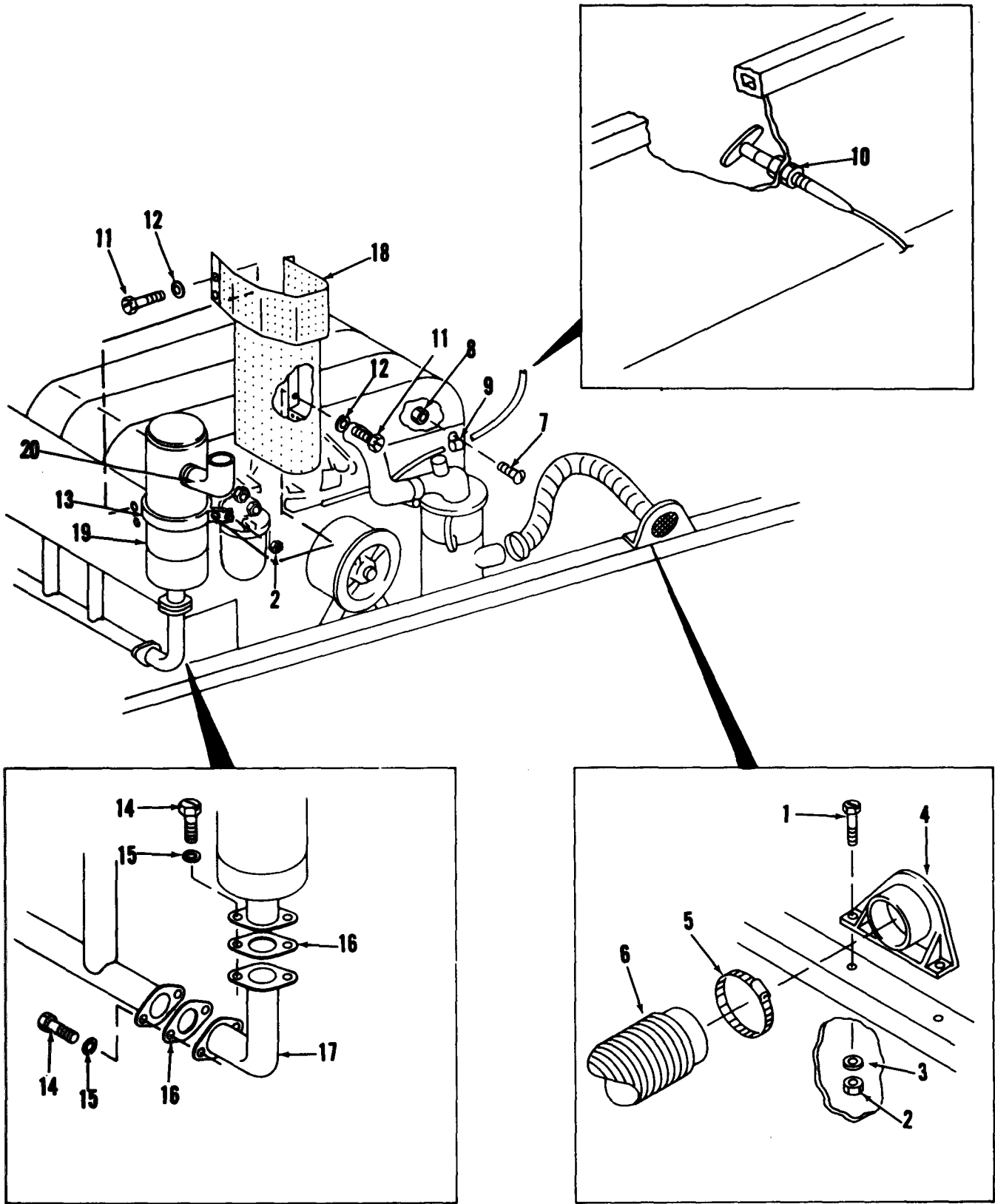
AR600537



SEE FIGURE 23,
SHEET 2, ITEM 21

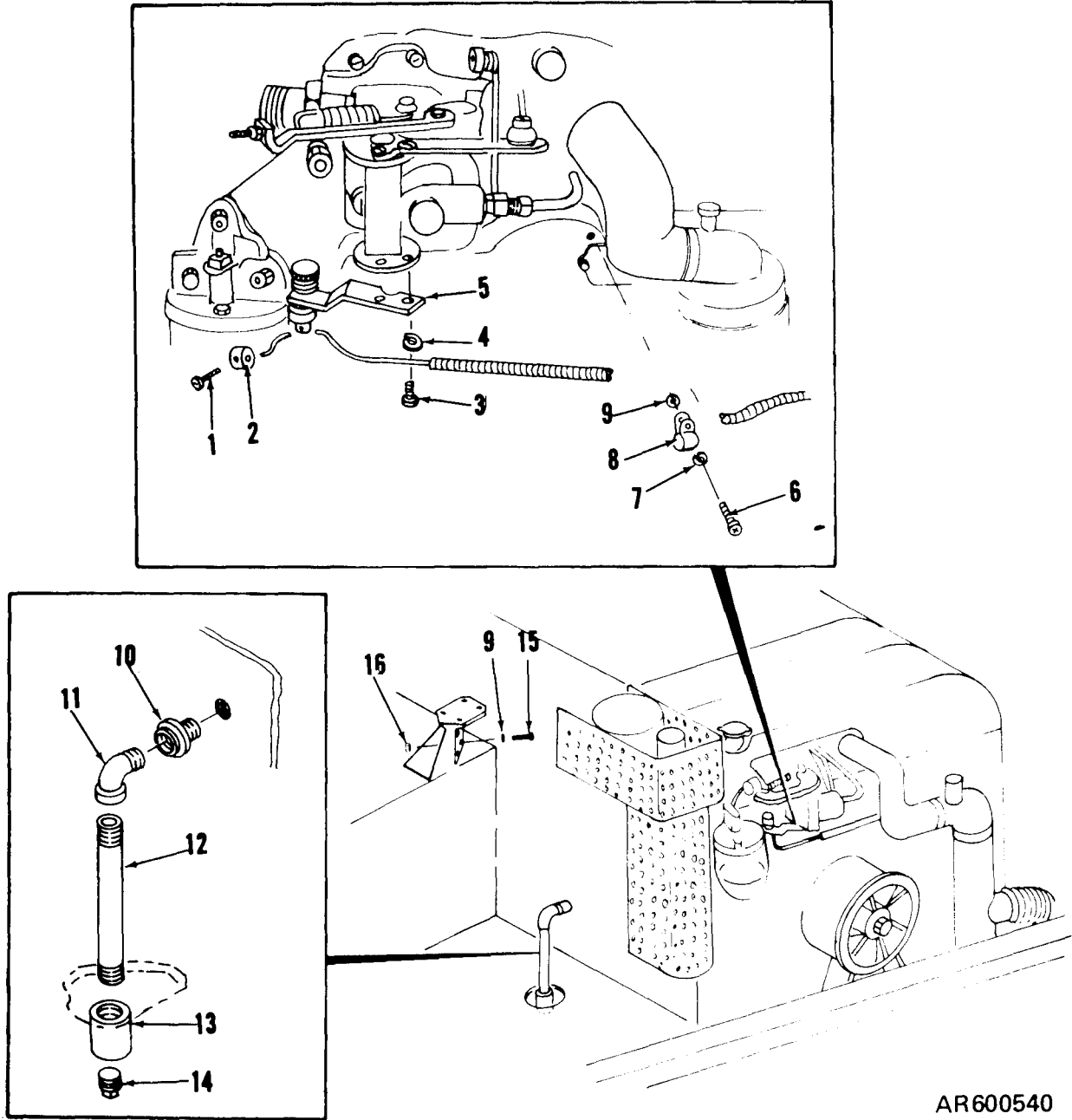
AR600538

Figure 47. Inlet enclosure.



AR600539

Figure 48. Engine air intake, throttle, and exhaust.



AR600540

Figure 49. Engine controls and drain.

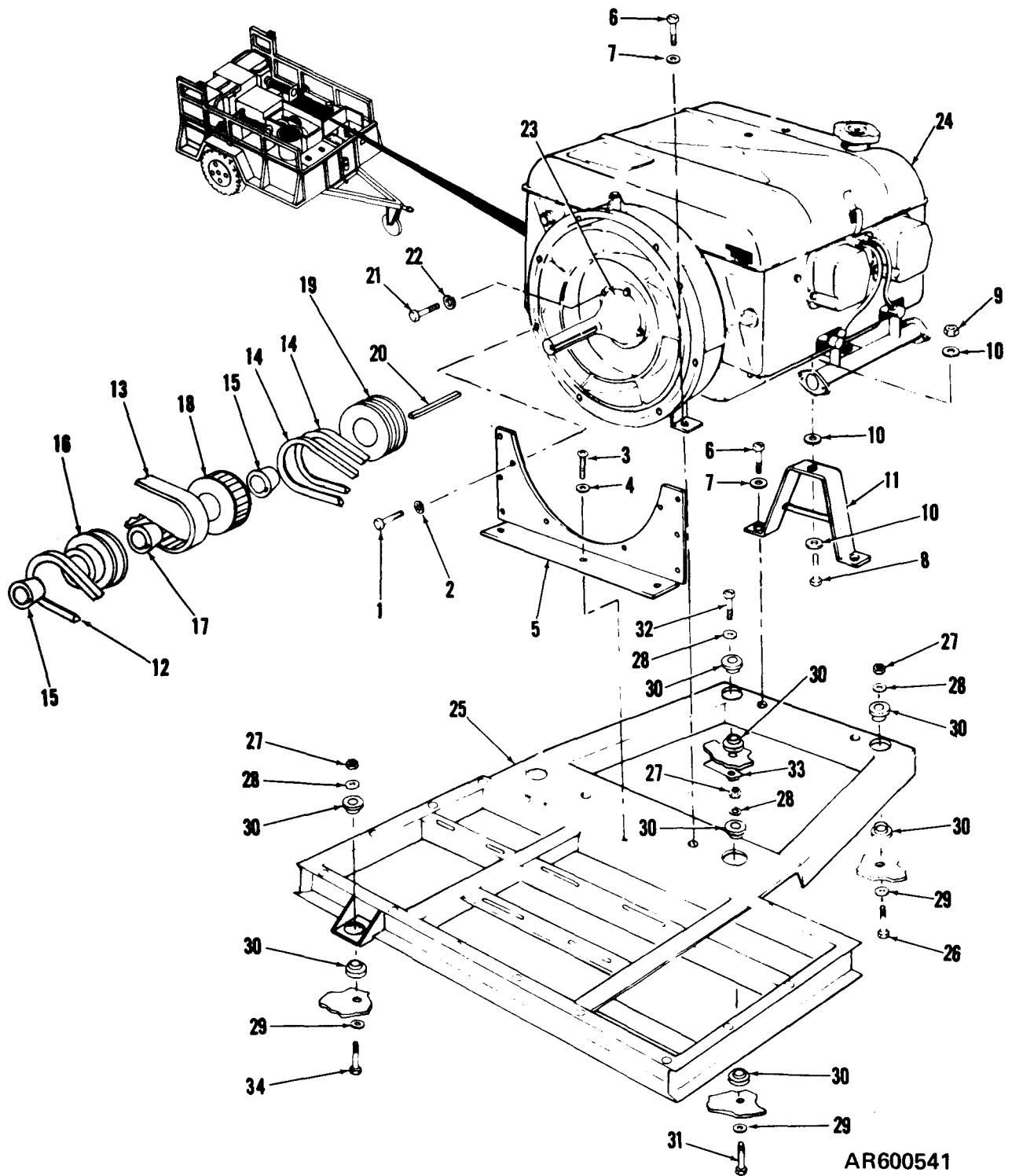


Figure 50. Engine, drive components, and pallet.

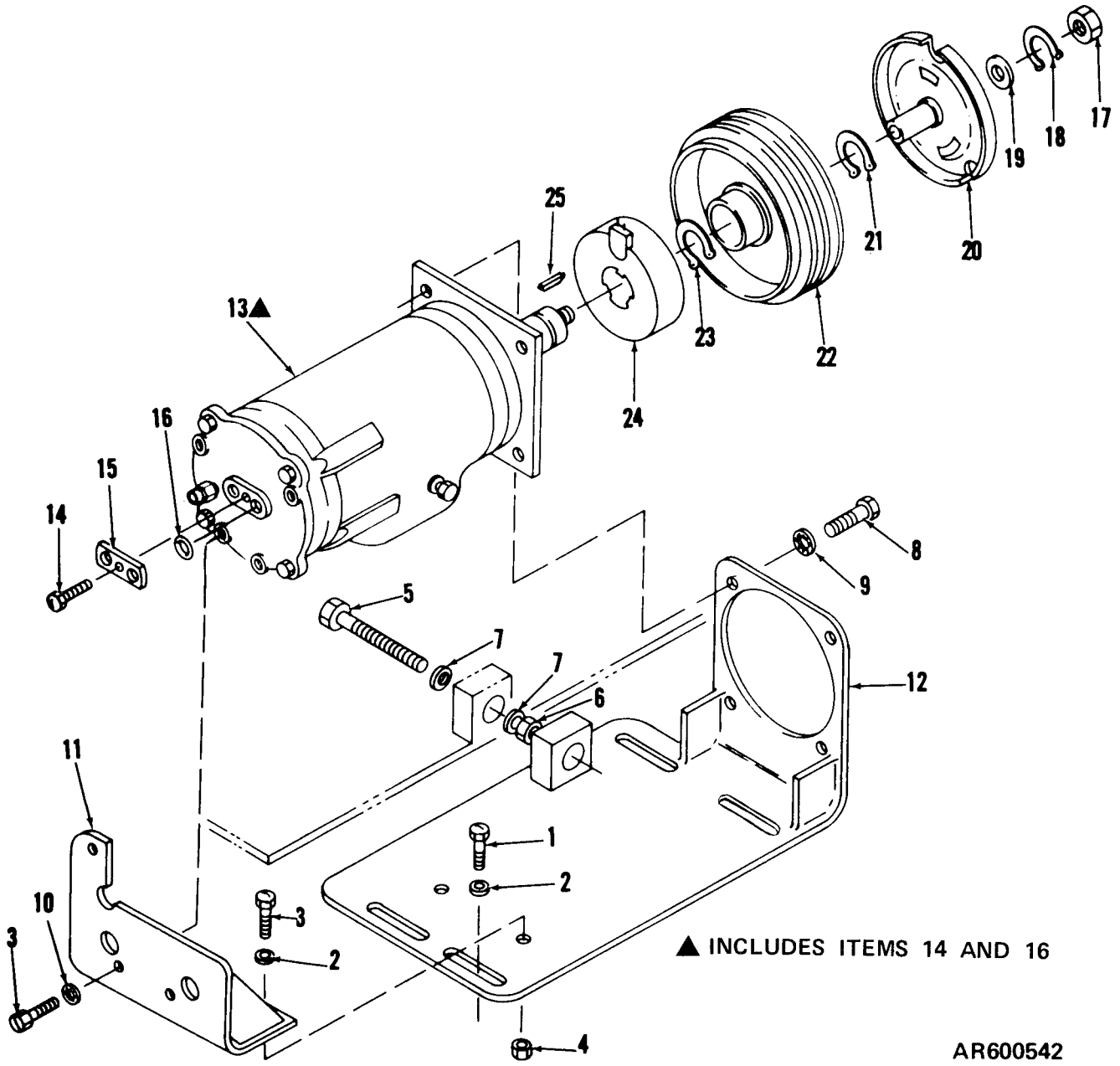


Figure 51. Refrigerant compressor.

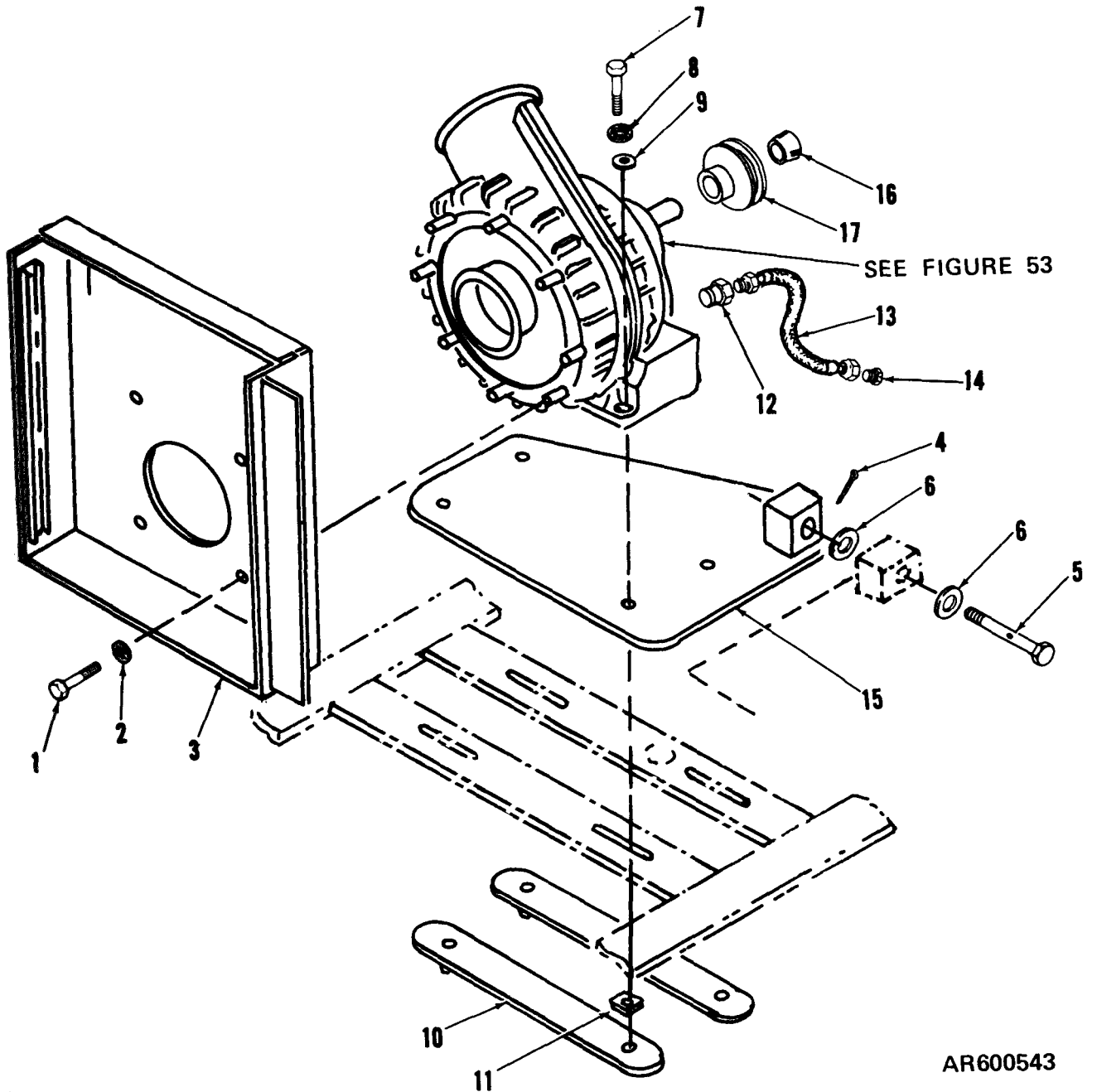
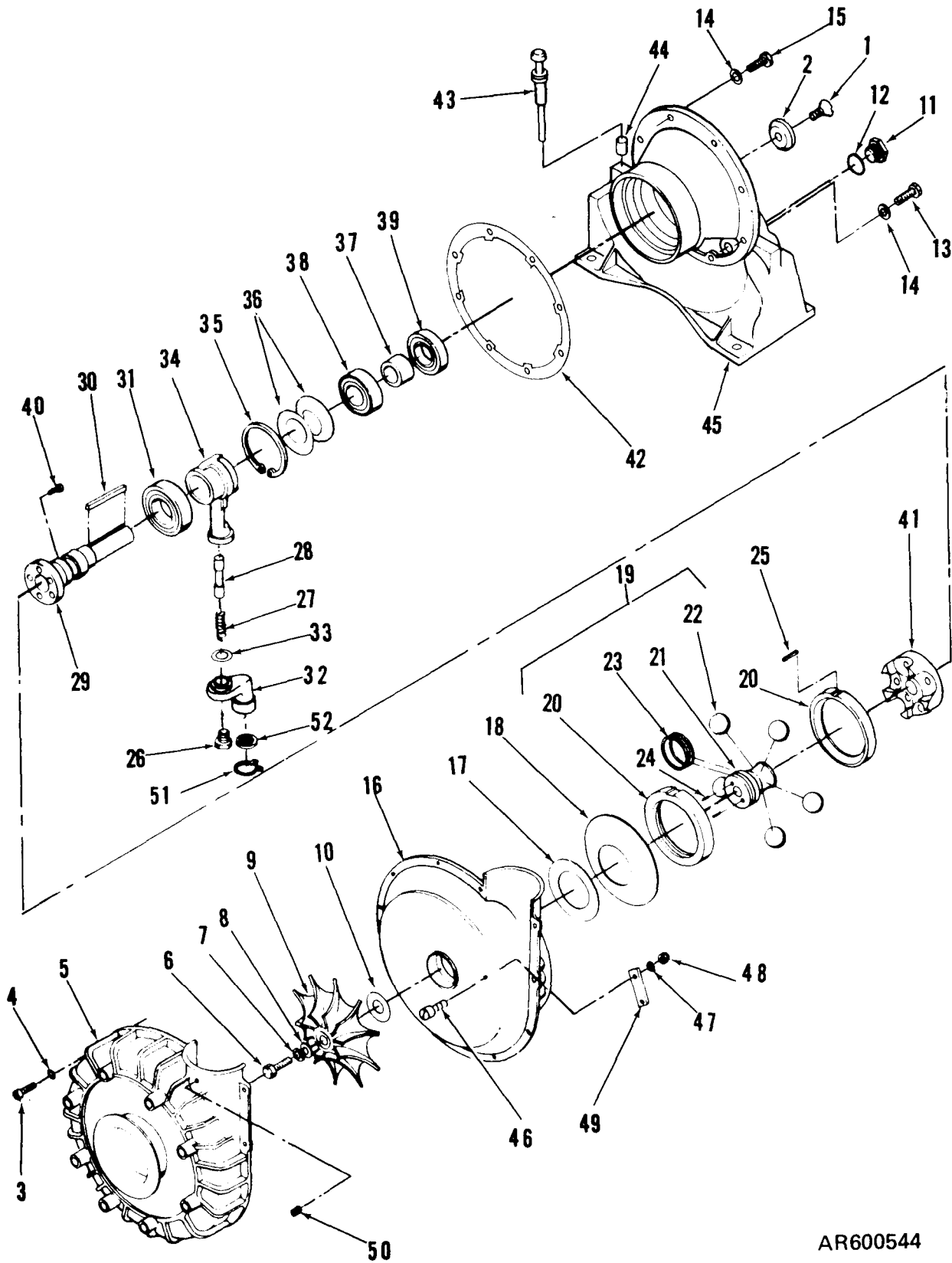
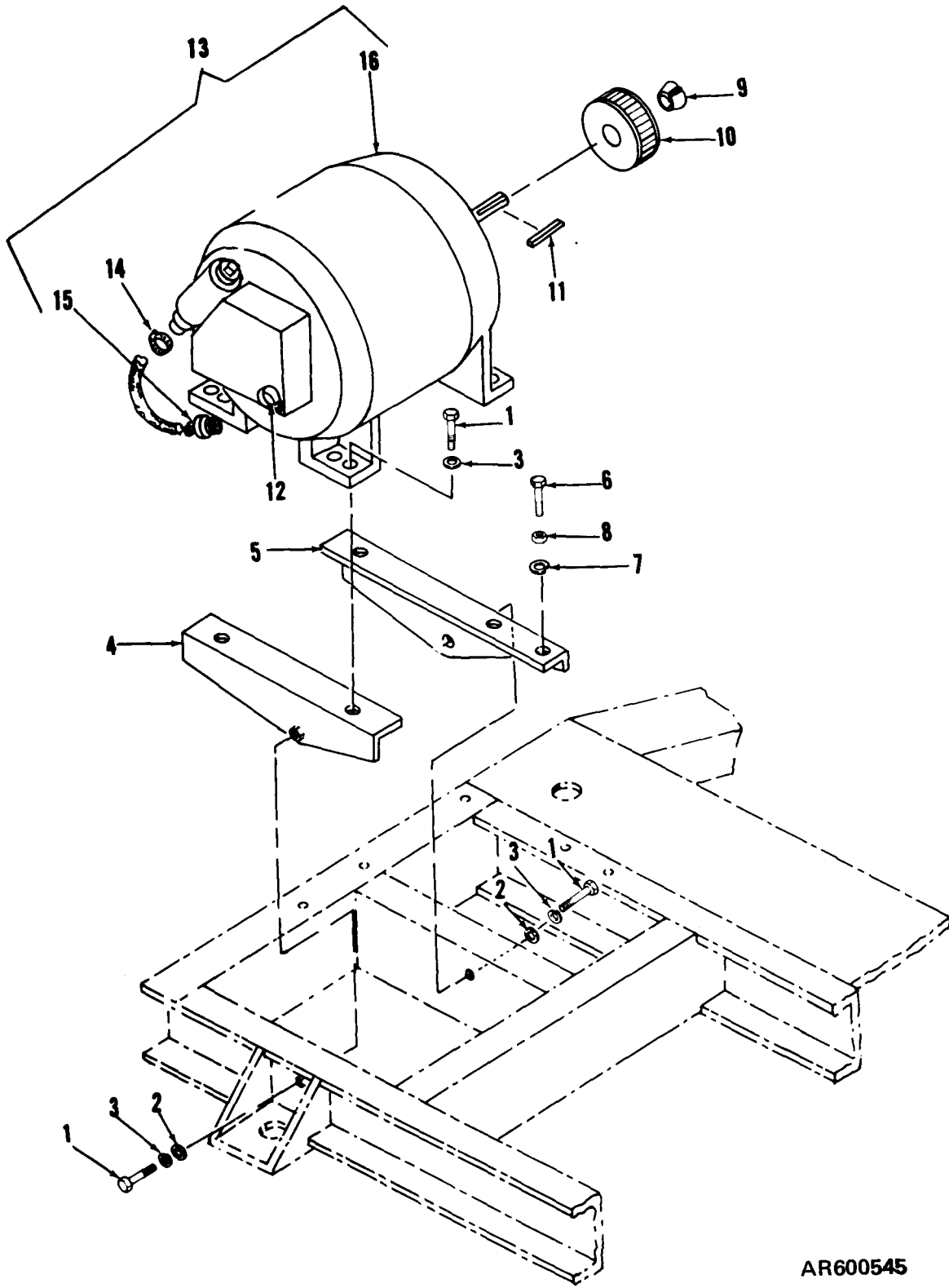


Figure 52. Centrifugal blower, plenum, and mounting plate.



AR600544

Figure 53. Centrifugal blower (exploded view)



AR600545

Figure 54. Generator and mounting hardware.

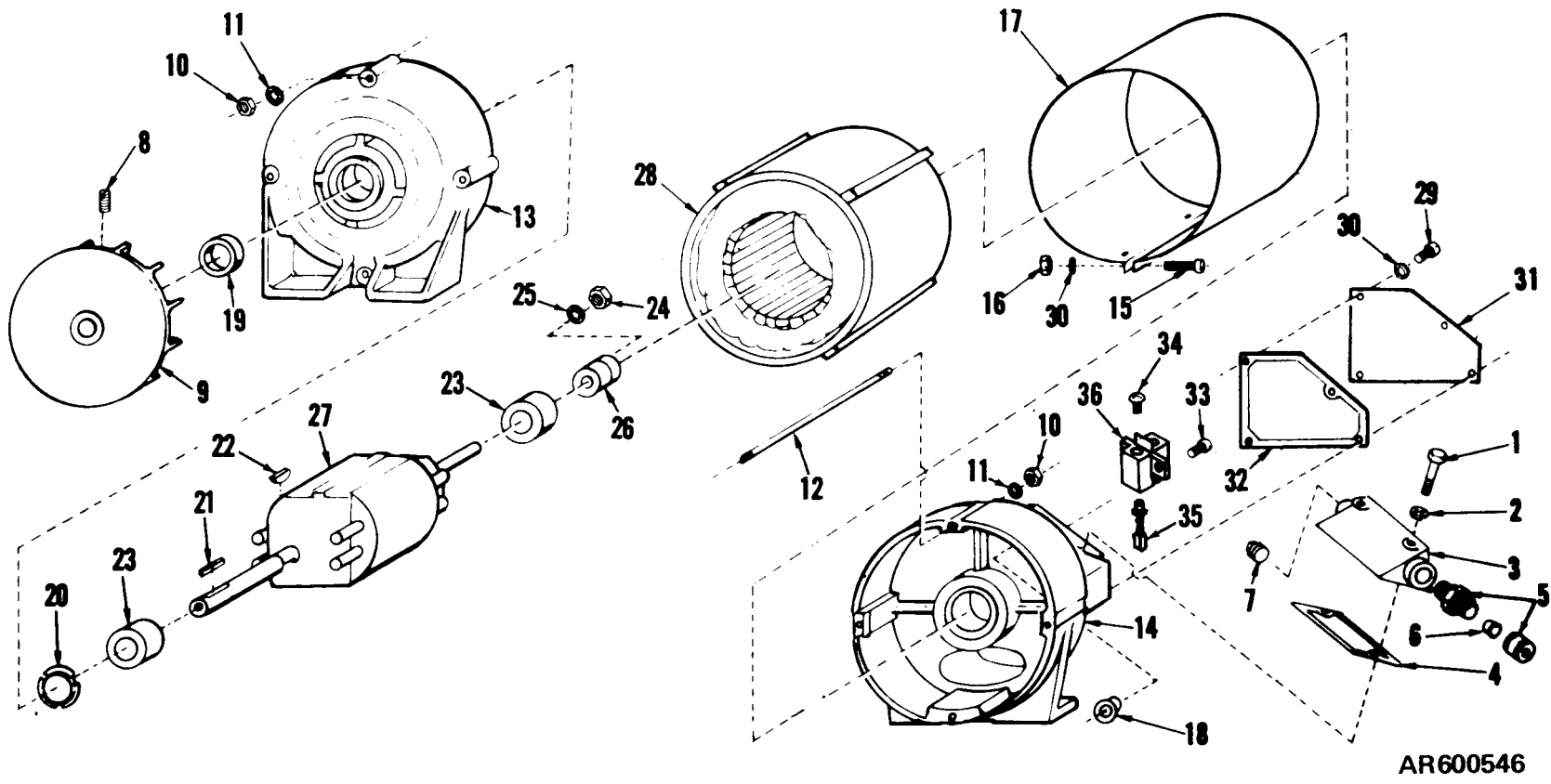
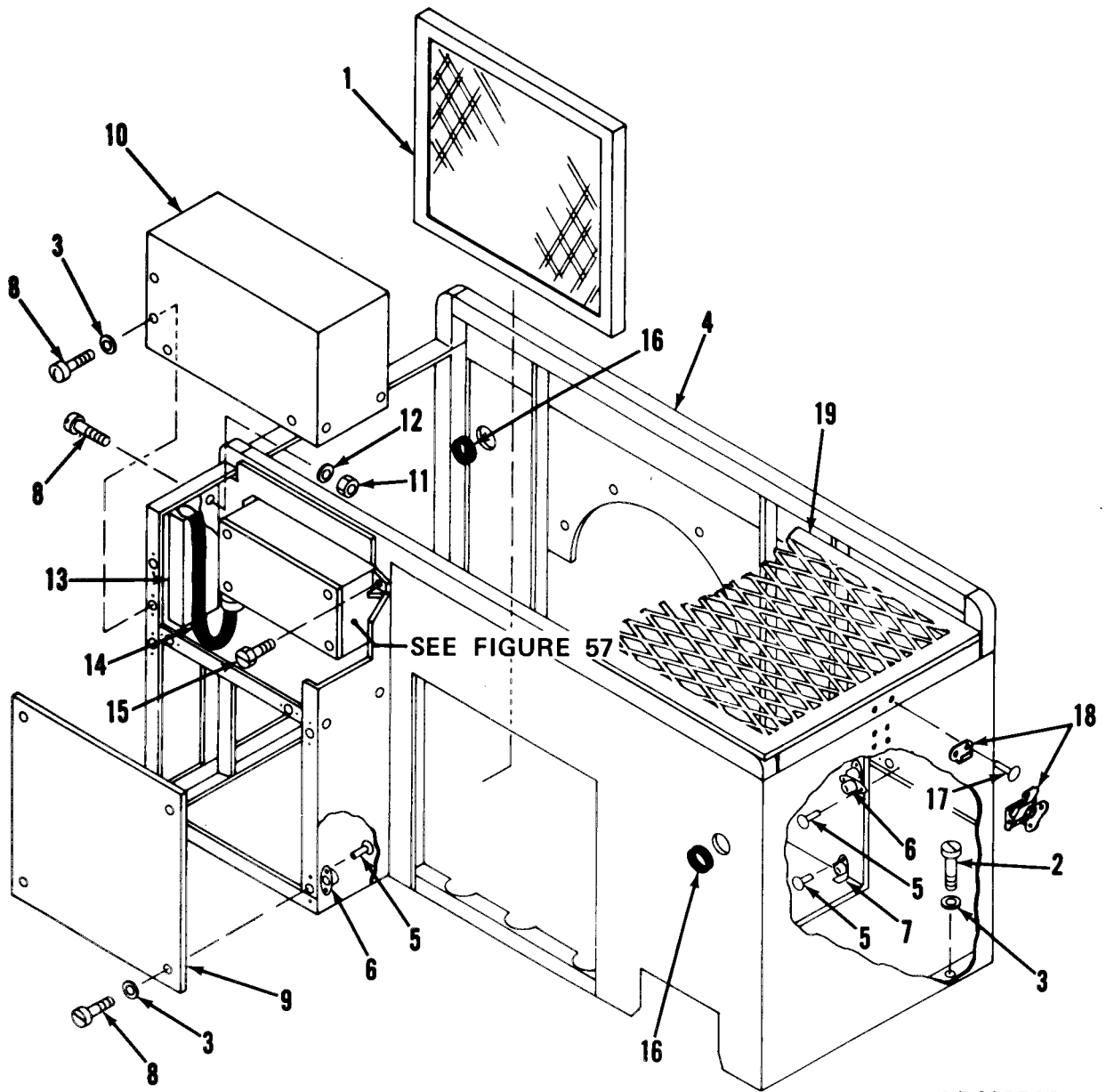
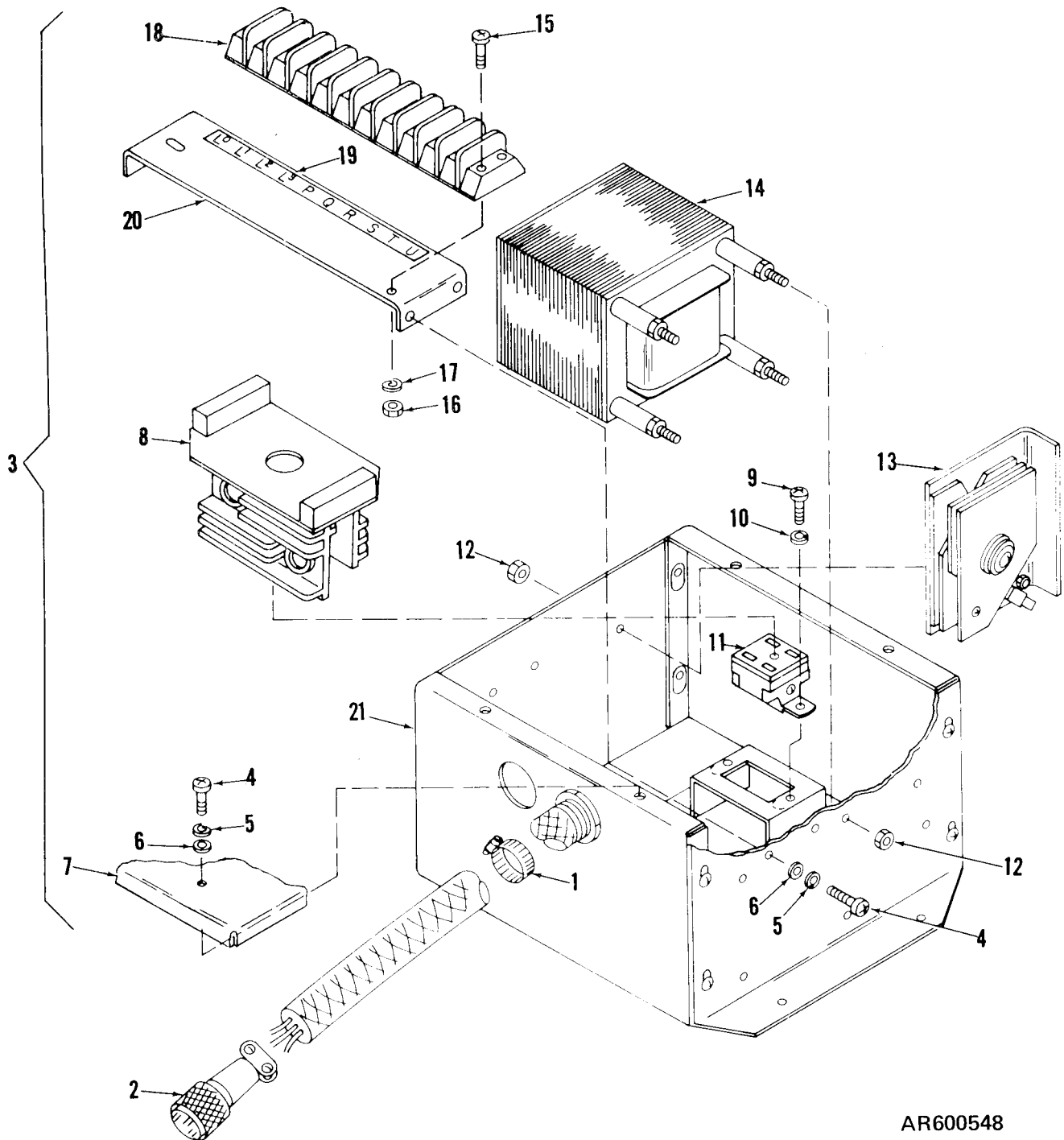


Figure 55. Generator (exploded view).



AR600547

Figure 56. Soundproof enclosure.



AR600548

Figure 57. Voltage regulator.

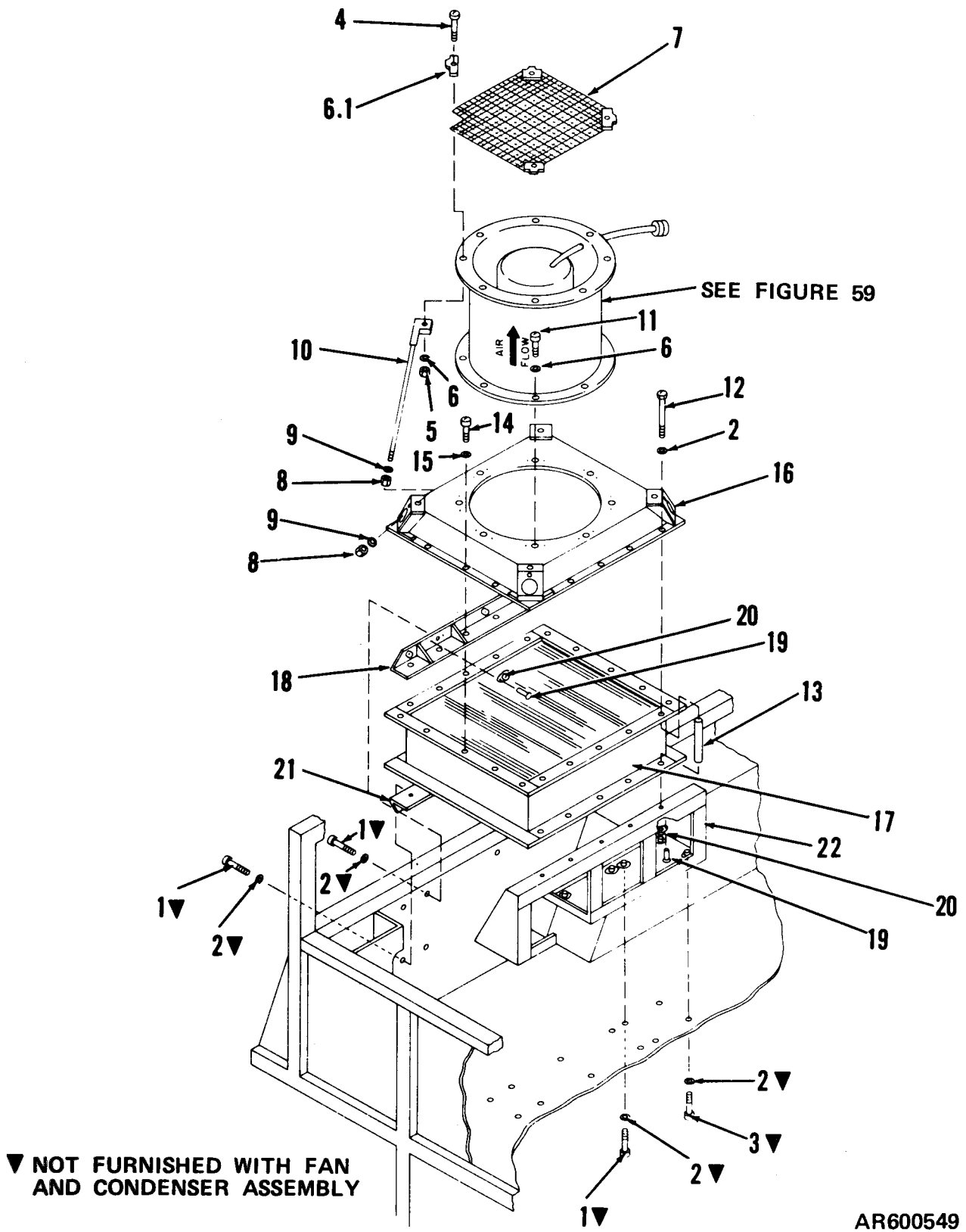
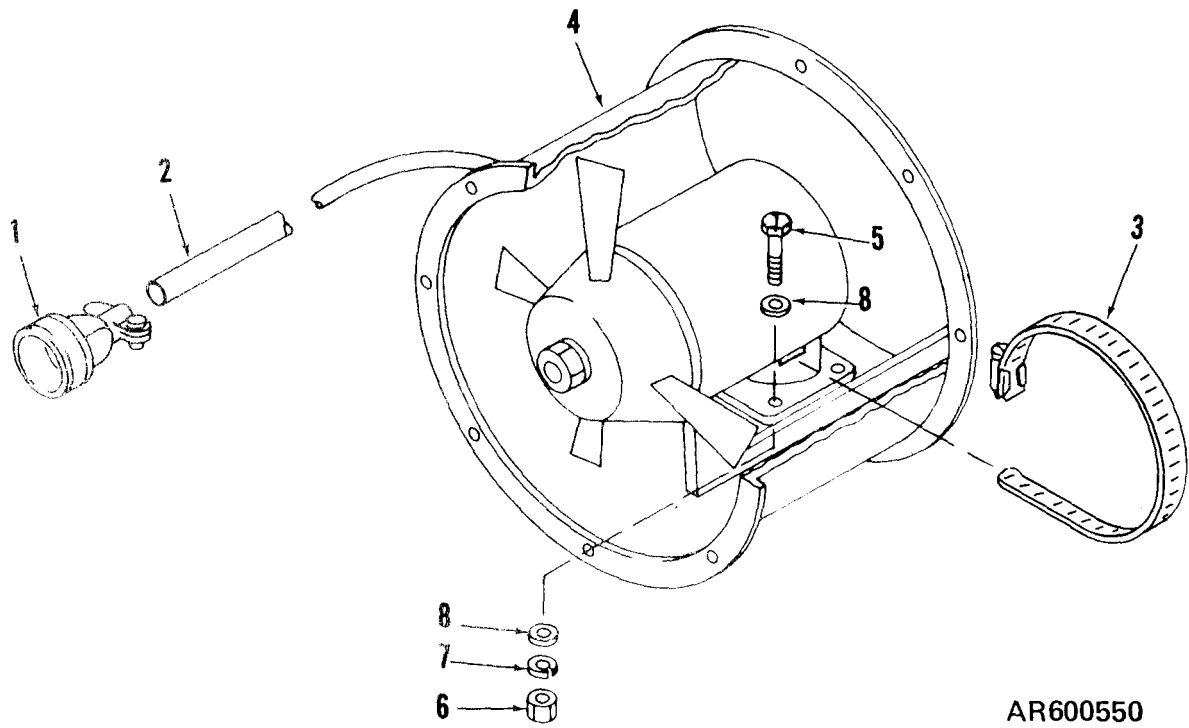
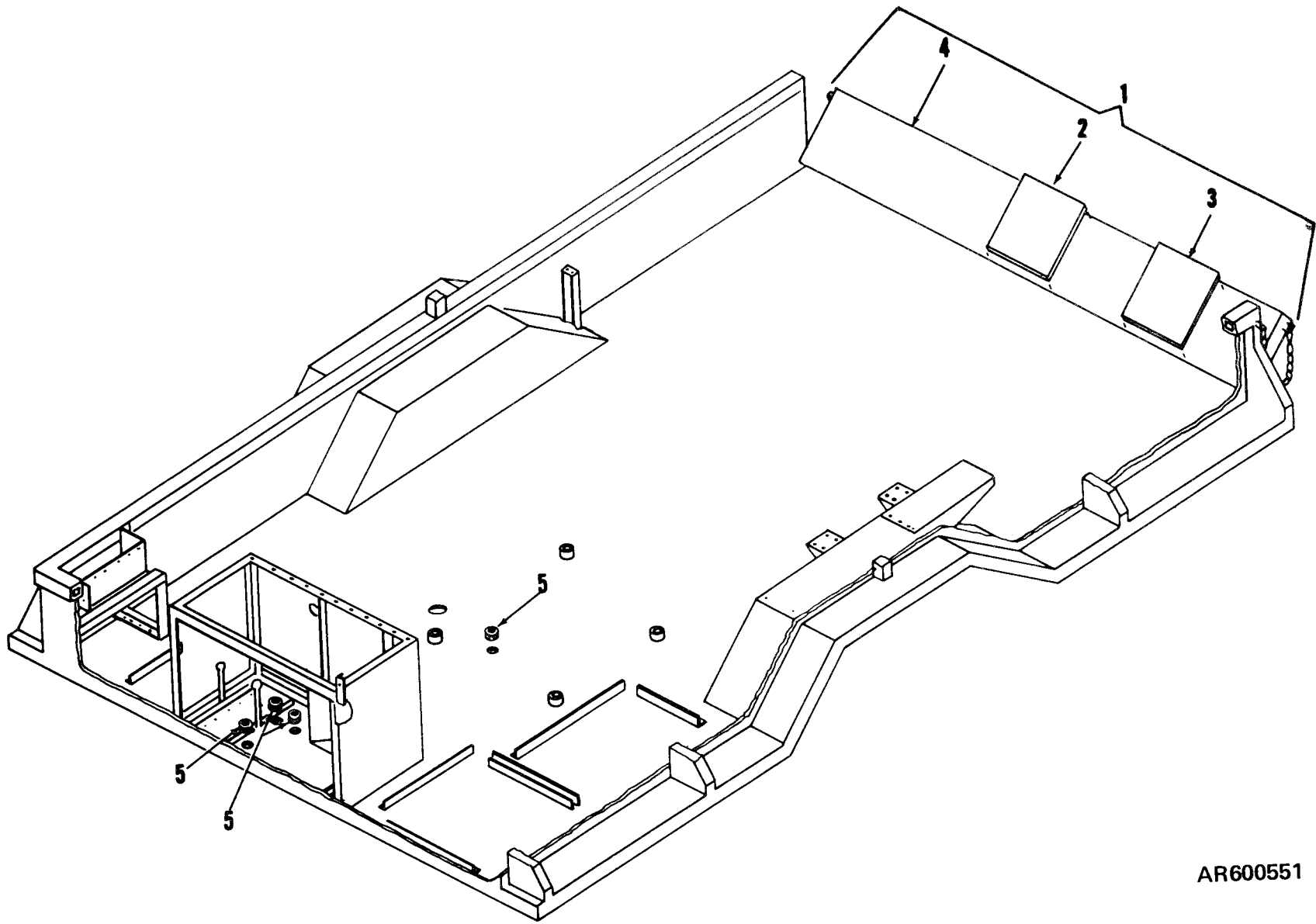


Figure 58. Fan and condenser assembly.



AR600550

Figure 59. Condenser tubeaxial fan.



AR600551

Figure 60. Modified cargo trailer body.

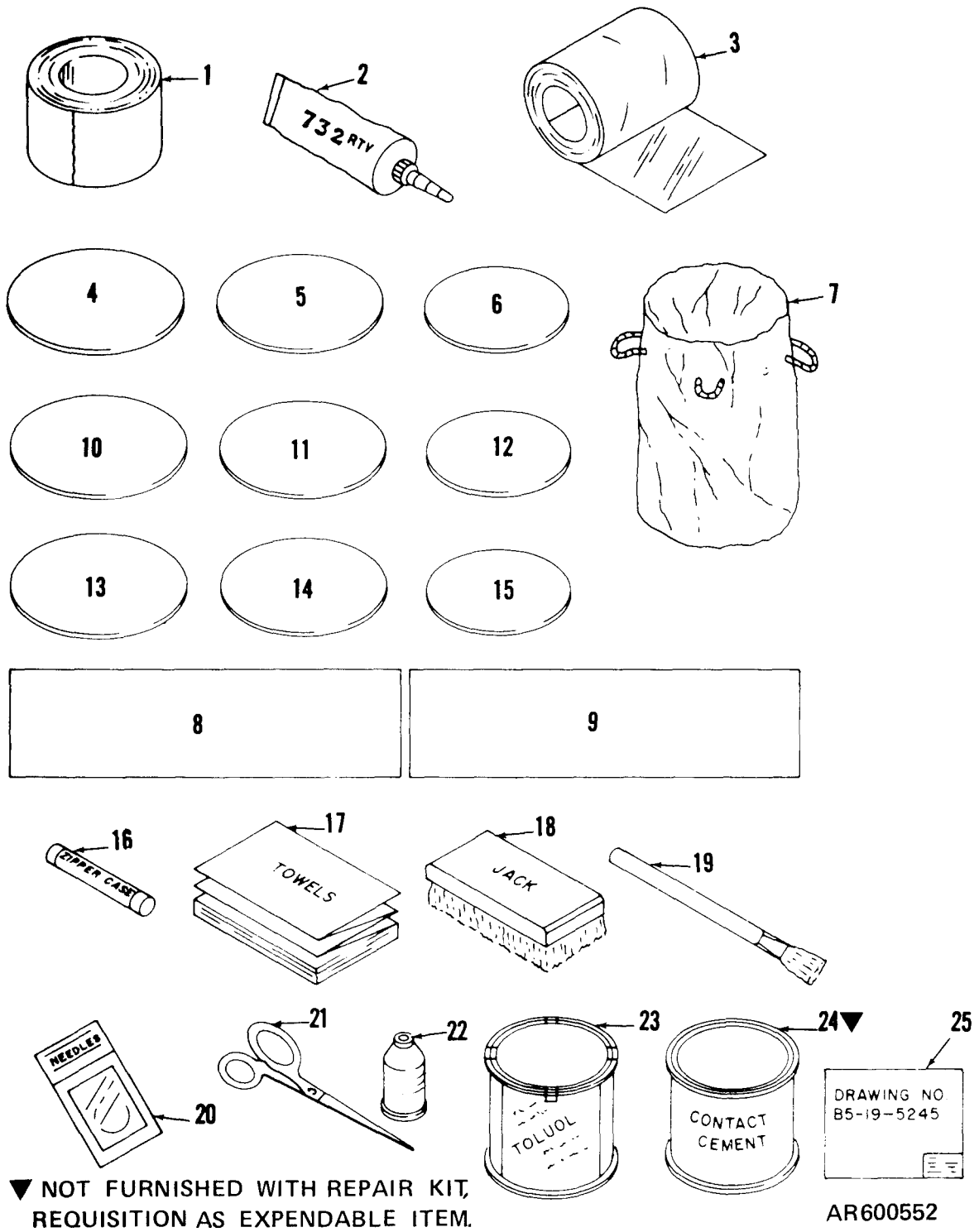
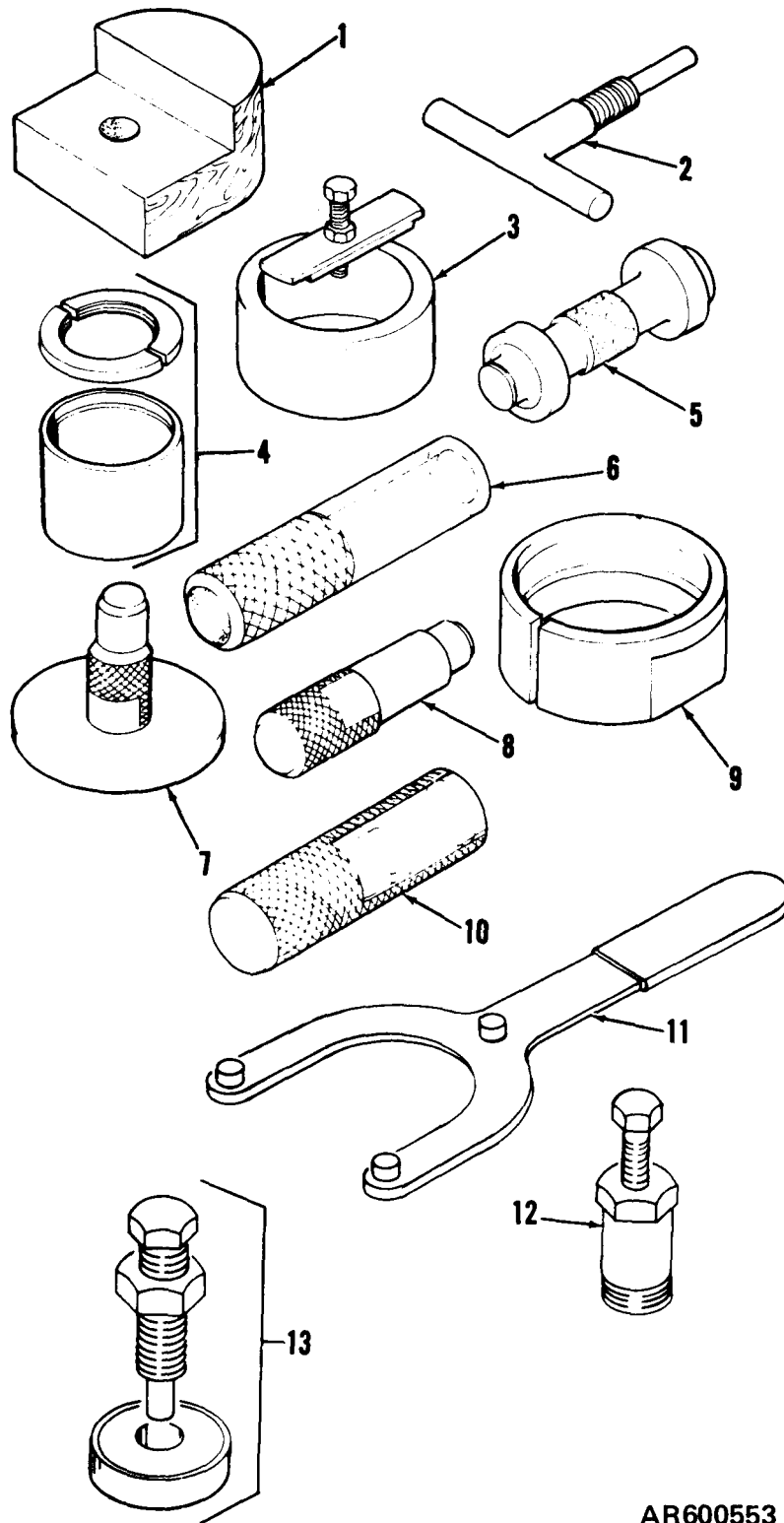
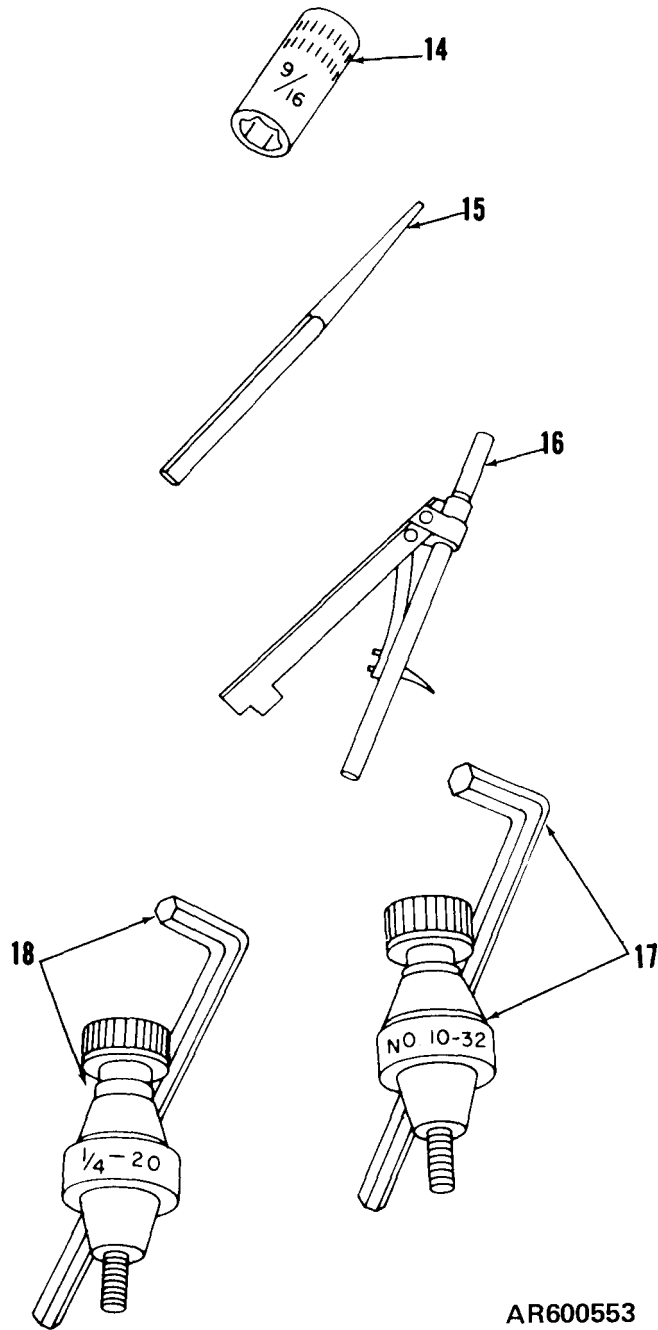


Figure 61. Repair kit.



AR600553

Figure 62①Special tools (sheet 1 of 2).



AR600553

Figure 62② Special tools (sheet 2 of 2).



SOMETHING WRONG WITH THIS MANUAL?

THEN... JOT DOWN THE DOPE ABOUT IT ON THIS FORM, TEAR IT OUT, FOLD IT AND DROP IT IN THE MAIL!

FROM: (YOUR UNIT'S COMPLETE ADDRESS)

CO B
314 ORD Bn
Fort Knox, KY 67134

DATE July 1975

PUBLICATION NUMBER

TM 3-4240-264-34P

DATE

10 Dec 75

TITLE

Shelter System: M51

BE EXACT... PIN-POINT WHERE IT IS

IN THIS SPACE TELL WHAT IS WRONG AND WHAT SHOULD BE DONE ABOUT IT:

PAGE NO.	PARA-GRAPH	FIGURE NO.	TABLE NO.
18		23	
30		31	
67		48	
70		51	

Item No. 12, 5305-00-989-7434 Screw, Machine. Requisition advice indicates that NSN is cancelled replaced by 5305-01-222-0730.

Item No. 7, 5310-00-857-4945 Nut, Self-Locking, Hexagon. Delete this part as the support rail is tapped and threaded.

Item No. 5, 4730-00-136-5401, Coupling, Adapter. Change name to Adapter, Straight, Pipe to Tube:

Item No. 9, 5935-00-280-2087. Add NSN to Section IV, National stock number and part number index.

SAMPLE

TEAR ALONG DOTTED LINE

TYPED NAME, GRADE OR TITLE, AND TELEPHONE NUMBER

JOHN A. MECHANIC, CAPT Autovon 464-1234

SIGN HERE:

John A. Mechanic

DA FORM 2028-2 (TEST) 1 AUG 74

P.S.--IF YOUR OUTFIT WANTS TO KNOW ABOUT YOUR MANUAL "FIND," MAKE A CARBON COPY OF THIS AND GIVE IT TO YOUR HEADQUARTERS.

RECOMMENDED CHANGES TO EQUIPMENT TECHNICAL MANUALS



SOMETHING WRONG WITH THIS MANUAL?

THEN... JOT DOWN THE DOPE ABOUT IT ON THIS FORM, TEAR IT OUT, FOLD IT AND DROP IT IN THE MAIL!

FROM: (YOUR UNIT'S COMPLETE ADDRESS)

DATE

PUBLICATION NUMBER

DATE

TITLE

BE EXACT... PIN-POINT WHERE IT IS

IN THIS SPACE TELL WHAT IS WRONG AND WHAT SHOULD BE DONE ABOUT IT:

PAGE NO.	PARA-GRAPH	FIGURE NO.	TABLE NO.
----------	------------	------------	-----------

TEAR ALONG DOTTED LINE

TYPED NAME, GRADE OR TITLE, AND TELEPHONE NUMBER

SIGN HERE:

DA FORM 2028-2 (TEST)
1 AUG 74

P.S.--IF YOUR OUTFIT WANTS TO KNOW ABOUT YOUR MANUAL "FIND," MAKE A CARBON COPY OF THIS AND GIVE IT TO YOUR HEADQUARTERS.

FILL IN YOUR
UNIT'S ADDRESS

FOLD BACK

DEPARTMENT OF THE ARMY

POSTAGE AND FEES PAID
DEPARTMENT OF THE ARMY

DOD-314

OFFICIAL BUSINESS

PENALTY FOR PRIVATE USE, \$300

Commander
Edgewood Arsenal
Attn: SAREA-DE-ET
Aberdeen Proving Ground, MD 21010

TEAR ALONG DOTTED LINE

FOLD BACK



SOMETHING WRONG WITH THIS MANUAL?

THEN... JOT DOWN THE DOPE ABOUT IT ON THIS FORM, TEAR IT OUT, FOLD IT AND DROP IT IN THE MAIL!

FROM: (YOUR UNIT'S COMPLETE ADDRESS)

DATE

PUBLICATION NUMBER

DATE

TITLE

BE EXACT... PIN-POINT WHERE IT IS

IN THIS SPACE TELL WHAT IS WRONG AND WHAT SHOULD BE DONE ABOUT IT:

PAGE NO.	PARA-GRAPH	FIGURE NO.	TABLE NO.

TEAR ALONG DOTTED LINE

TYPED NAME, GRADE OR TITLE, AND TELEPHONE NUMBER

SIGN HERE:

FILL IN YOUR
UNIT'S ADDRESS

FOLD BACK

DEPARTMENT OF THE ARMY

POSTAGE AND FEES PAID
DEPARTMENT OF THE ARMY
DOD-314

OFFICIAL BUSINESS

PENALTY FOR PRIVATE USE, \$300

Commander
Edgewood Arsenal
Attn: SAREA-DE-ET
Aberdeen Proving Ground, MD 21010

TEAR ALONG DOTTED LINE

FOLD BACK



SOMETHING WRONG WITH THIS MANUAL?

THEN... JOT DOWN THE DOPE ABOUT IT ON THIS FORM, TEAR IT OUT, FOLD IT AND DROP IT IN THE MAIL!

FROM: (YOUR UNIT'S COMPLETE ADDRESS)

DATE

PUBLICATION NUMBER

DATE

TITLE

BE EXACT... PIN-POINT WHERE IT IS

IN THIS SPACE TELL WHAT IS WRONG AND WHAT SHOULD BE DONE ABOUT IT:

PAGE NO.	PARA-GRAPH	FIGURE NO.	TABLE NO.
----------	------------	------------	-----------

TEAR ALONG DOTTED LINE

TYPED NAME, GRADE OR TITLE, AND TELEPHONE NUMBER

SIGN HERE:

FILL IN YOUR
UNIT'S ADDRESS

FOLD BACK

DEPARTMENT OF THE ARMY

POSTAGE AND FEES PAID
DEPARTMENT OF THE ARMY

DOD-314

OFFICIAL BUSINESS

PENALTY FOR PRIVATE USE, \$300

Commander
Edgewood Arsenal
Attn: SAREA-DE-ET
Aberdeen Proving Ground, MD 21010

TEAR ALONG DOTTED LINE

FOLD BACK

By Order of the Secretary of the Army:

FRED C. WEYAND
General, United States Army
Chief of Staff

Official:

PAUL T. SMITH
Major General, United States Army
The Adjutant General

Distribution:

To be distributed in accordance with DA Form 12-28, (qty rqr block no. 141) Direct and General Support maintenance requirements for Shelter System, Collective Protection.

PIN: 024201-000